



INTERNATIONAL APPLICATION PUBLISHED UNDER THE PATENT COOPERATION TREATY (PCT)

<p>(51) International Patent Classification ⁷ : A61K 47/44, A61J 1/00, A61K 31/557</p>	<p>A1</p>	<p>(11) International Publication Number: WO 00/03736</p> <p>(43) International Publication Date: 27 January 2000 (27.01.00)</p>
<p>(21) International Application Number: PCT/US99/13276</p> <p>(22) International Filing Date: 15 June 1999 (15.06.99)</p> <p>(30) Priority Data: 60/092,786 14 July 1998 (14.07.98) US</p> <p>(71) Applicant: ALCON LABORATORIES, INC. [US/US]; R & D Counsel Q-148, 6201 South Freeway, Fort Worth, TX 76134-2099 (US).</p> <p>(72) Inventors: WEINER, Alan, L.; 6615 Nantucket Lane, Arlington, TX 76001 (US). AIRY, Subhash, C.; 6501 Briarcrest Court, Fort Worth, TX 76132-3808 (US). YARBOROUGH, Cody; 124 N. McKinley Avenue, Fort Collins, CO 80521 (US). CLIFFORD, Julia, A.; 3600 Lake Champlain Drive, Arlington, TX 76016 (US). MCCUNE, William, E.; 4200 Bridgeview Drive #1124, Fort Worth, TX 76109 (US).</p> <p>(74) Agents: RYAN, Patrick, M. et al.; R & D Counsel Q-148, 6201 South Freeway, Fort Worth, TX 76134-2099 (US).</p>	<p>(81) Designated States: AU, BR, CA, CN, JP, KR, MX, ZA, European patent (AT, BE, CH, CY, DE, DK, ES, FI, FR, GB, GR, IE, IT, LU, MC, NL, PT, SE).</p> <p>Published <i>With international search report.</i></p>	
<p>(54) Title: PROSTAGLANDIN PRODUCT</p>		
<p>(57) Abstract</p> <p>A pharmaceutical product comprising an aqueous prostaglandin formulation and a polypropylene container are disclosed. Aqueous prostaglandin formulations are more stable in polypropylene containers than polyethylene containers.</p>		

FOR THE PURPOSES OF INFORMATION ONLY

Codes used to identify States party to the PCT on the front pages of pamphlets publishing international applications under the PCT.

AL	Albania	ES	Spain	LS	Lesotho	SI	Slovenia
AM	Armenia	FI	Finland	LT	Lithuania	SK	Slovakia
AT	Austria	FR	France	LU	Luxembourg	SN	Senegal
AU	Australia	GA	Gabon	LV	Latvia	SZ	Swaziland
AZ	Azerbaijan	GB	United Kingdom	MC	Monaco	TD	Chad
BA	Bosnia and Herzegovina	GE	Georgia	MD	Republic of Moldova	TG	Togo
BB	Barbados	GH	Ghana	MG	Madagascar	TJ	Tajikistan
BE	Belgium	GN	Guinea	MK	The former Yugoslav Republic of Macedonia	TM	Turkmenistan
BF	Burkina Faso	GR	Greece	ML	Mali	TR	Turkey
BG	Bulgaria	HU	Hungary	MN	Mongolia	TT	Trinidad and Tobago
BJ	Benin	IE	Ireland	MR	Mauritania	UA	Ukraine
BR	Brazil	IL	Israel	MW	Malawi	UG	Uganda
BY	Belarus	IS	Iceland	MX	Mexico	US	United States of America
CA	Canada	IT	Italy	NE	Niger	UZ	Uzbekistan
CF	Central African Republic	JP	Japan	NL	Netherlands	VN	Viet Nam
CG	Congo	KE	Kenya	NO	Norway	YU	Yugoslavia
CH	Switzerland	KG	Kyrgyzstan	NZ	New Zealand	ZW	Zimbabwe
CI	Côte d'Ivoire	KP	Democratic People's Republic of Korea	PL	Poland		
CM	Cameroon	KR	Republic of Korea	PT	Portugal		
CN	China	KZ	Kazakstan	RO	Romania		
CU	Cuba	LC	Saint Lucia	RU	Russian Federation		
CZ	Czech Republic	LI	Liechtenstein	SD	Sudan		
DE	Germany	LK	Sri Lanka	SE	Sweden		
DK	Denmark	LR	Liberia	SG	Singapore		
EE	Estonia						

PROSTAGLANDIN PRODUCT

FIELD OF THE INVENTION

5 This invention relates to aqueous pharmaceutical compositions containing prostaglandins. In particular, the present invention relates to aqueous prostaglandin compositions packaged in polypropylene containers.

BACKGROUND OF THE INVENTION

10 As used herein, "LDPE" means low density polyethylene.

Prostaglandins have notoriously low water solubility, and are generally unstable. Attempts have been made to solubilize and stabilize various prostaglandins by complexing them with different cyclodextrins. See, for
15 example: EP 330 511 A2 (Ueno et al.) and EP 435 682 A2 (Wheeler). These attempts have met with varying success.

Surfactants and/or solubilizers have been used with other types of drugs
20 having low water solubility. However, the addition of surfactants and/or solubilizers may enhance or adversely affect the chemical stability of drug compounds. See *Surfactant Systems, Their Chemistry, Pharmacy, and Biology*, (eds. Attwood et al.), Chapman and Hall, New York, 1983, Ch. 11, particularly pp. 698 - 714.

25 The use of non-ionic surfactants, such as polyethoxylated castor oils, as solubilizing agents is known. See, for example, US 4,960,799 (Nagy).

The use of non-ionic surfactants such as polyethoxylated castor oils in
30 stable emulsions is also known. US 4,075,333 (Josse) discloses stable, intravenous emulsion formulations of vitamins. El-Sayed et al., *Int. J. Pharm.*, 13:303-12 (1983) discloses stable oil-in-water emulsions of an antineoplastic drug. US 5,185,372 (Ushio et al.) discloses topically administrable ophthalmic

formulations of vitamin A which are stable preparations in which a non-ionic surfactant is used to form an emulsion of vitamin A in an aqueous medium.

U.S. Patent No. 5,631,287 (Schneider) discloses storage-stable
5 prostaglandin compositions containing a chemically stabilizing amount of a polyethoxylated castor oil.

Presently, there are only two commercially available ophthalmic multi-dose prostaglandin products, Xalatan™ (latanoprost solution; Upjohn) and
10 Rescula™ (isopropyl unoprostone; Fujisawa). Xalatan™ is packed in a polyethylene (LDPE) container. According to the package insert, this product must be stored under refrigeration at 2 – 8° C until opened. Once opened, the container may be stored at room temperature up to 25° C for six weeks. Rescula™ is also packaged in a polyethylene (LDPE) container.

15

SUMMARY OF THE INVENTION

The present invention is directed to pharmaceutical products containing an aqueous prostaglandin composition packaged in polypropylene containers.
20 Aqueous prostaglandin compositions packaged polypropylene containers are more stable than those packaged in polyethylene containers.

BRIEF DESCRIPTION OF THE DRAWINGS

25 Figure 1 compares the stability of Formulation D in clear glass, low density polyethylene and isotactic polypropylene bottles at 65 °C.

Figure 2 compares the stability of Formulation E in clear glass, low density polyethylene and isotactic polypropylene bottles at 65 °C.

30

Figure 3 compares the stability of Formulation F in clear glass, low density polyethylene and isotactic polypropylene bottles at 65 °C.

Figure 4 compares the stability of Formulation G in clear glass, low density polyethylene and isotactic polypropylene bottles at 65 °C.

DETAILED DESCRIPTION

5

As used herein, "aqueous prostaglandin compositions" means aqueous compositions containing at least one prostaglandin and a major amount of water, wherein water makes up the continuous phase of the composition.

10

As used herein, "polypropylene" means polypropylene, substantially free (e.g., less than about 5 wt.%) of non-polypropylene olefins. The term polypropylene includes, for example, isotactic polypropylene, syndiotactic polypropylene and blends of isotactic and syndiotactic polypropylene.

15

The terms "prostaglandin" and "PG" are generally used to describe a class of compounds which are analogues and derivatives of prostanoic acid (1). PG's may be further classified, for example, according to their 5-membered ring structure, using a letter designation; PG's of A-J series are known. PG's may be further classified based on the number of unsaturated bonds on the side chain, e.g., PG₁'s (13,14-unsaturated), PG₂'s (13,14- and 5,6-unsaturated), and PG₃'s (13,14-,5,6- and 17,18-unsaturated). See U.S. Patent No. 5,631,287, the entire contents of which are hereby incorporated by reference.

25

The prostaglandins which may be utilized in the present invention include all pharmaceutically acceptable prostaglandins, their derivatives and analogues, and their pharmaceutically acceptable esters and salts. Such prostaglandins include the natural compounds: PGE₁, PGE₂, PGE₃, PGF_{1 α} , PGF_{2 α} , PGF_{3 α} , PGD₂ and PGI₂ (prostacyclin), as well as analogues and derivatives of these compounds which have similar biological activities of either greater or lesser potencies. Analogues of the natural prostaglandins include but are not limited to: alkyl substitutions (e.g., 15-methyl or 16,16-

30

dimethyl), which confer enhanced or sustained potency by reducing biological metabolism or alter selectivity of action; saturation (e.g., 13,14-dihydro) or unsaturation (e.g., 2,3-didehydro, 13,14-didehydro), which confer sustained potency by reducing biological metabolism or alter selectivity of action; deletions or replacements (e.g., 11-deoxy, 9-deoxo-9-methylene), chloro (or halogen) for oxygen (e.g., 9 β -chloro), oxygen for carbon (e.g., 3-oxa), lower alkyl for oxygen (e.g., 9-methyl), hydrogen for oxygen (e.g., 1-CH₂OH, 1-CH₂OAcyl) which enhance chemical stability and/or selectivity of action; and ω -chain modifications (e.g., 18,19,20-trinor-17-phenyl, 17,18,19,20-tetranor-16-phenoxy), which enhance selectivity of action and reduce biological metabolism. Derivatives of these prostaglandins include all pharmaceutically acceptable salts and esters, which may be attached to the 1-carboxyl group or any of the hydroxyl groups of the prostaglandin by use of the corresponding alcohol or organic acid reagent, as appropriate. It should be understood that the terms "analogues" and "derivatives" include compounds that exhibit functional and physical responses similar to those of prostaglandins per se.

Specific examples of prostaglandins suitable for use in the products of the present invention include the following compounds:

Compound No.

1. (5Z)-(9R,11R,15R)-9-chloro-15-cyclohexyl-11,15-dihydroxy-3-oxa-16,17,18,19,20-pentanoic acid;
2. (5Z)-(9R,11R,15R)-9-chloro-15-cyclohexyl-11,15-dihydroxy-3-oxa-16,17,18,19,20-pentanoic acid isopropyl ester;
3. (5Z)-(9R,11R,15R)-9-chloro-15-cyclohexyl-11,15-dihydroxy-3-oxa-16,17,18,19,20-pentanoic acid *t*-butyl ester;
4. (5Z)-(9S,11R,15R)-15-cyclohexyl-3-oxa-9,11,15-trihydroxy-16,17,18,19,20-pentanoic acid isopropyl ester;
5. (5Z)-(9R,11R,15S)-9-chloro-15-cyclohexyl-11,15-dihydroxy-3-oxa-16,17,18,19,20-pentanoic acid isopropyl ester;

6. (5Z)-(9R,11R,15R)-9-chloro-15-cyclohexyl-11,15-dihydroxy-3-oxa-16,17,18,19,20-pentanoic acid amide;
7. (5Z)-(9R,11R,15R)-9-chloro-15-cyclohexyl-11,15-dihydroxy-3-oxa-16,17,18,19,20-pentanoic acid N,N-dimethylamide;
8. (5Z)-(9R,11R,15R)-9-chloro-15-cyclohexyl-11,15-dihydroxy-3-oxa-16,17,18,19,20-pentanoic acid 1-methylcyclohexyl ester;
9. (5Z)-(9R,11R,15R)-9-chloro-15-cyclohexyl-11,15-dihydroxy-3-oxa-16,17,18,19,20-pentanoic acid 1-methylcyclopentyl ester;
10. (5Z)-(9R,11R,15R)-9-chloro-15-cyclohexyl-11,15-dihydroxy-3-oxa-16,17,18,19,20-pentanoic acid cyclopentyl ester;
11. (5Z)-(9R,11R,15R)-9-chloro-15-cyclohexyl-11,15-dihydroxy-3-oxa-16,17,18,19,20-pentanoic acid 2,2-dimethylpropyl ester;
12. (5Z)-(9R,11R,15R)-9-chloro-15-cyclohexyl-11,15-dihydroxy-3-oxa-16,17,18,19,20-pentanoic acid adamantyl ester;
13. (5Z)-(9R,11R,15R)-9-chloro-15-cyclohexyl-11,15-dihydroxy-3-oxa-16,17,18,19,20-pentanoic acid 2,6-diisopropylphenyl ester;
14. (5Z)-(9R,11R,15R)-9-chloro-15-cyclohexyl-11,15-dihydroxy-3-oxa-16,17,18,19,20-pentanoic acid 2,6-dimethylphenyl ester;
15. (5Z, 13E)-(9S,11R,15R)-3-oxa-9,11,15-trihydroxy-16-(3-chlorophenoxy)-17,18,19,20-tetranor-5,13-prostadienoic acid isopropyl ester;
16. (5Z)-(9R,11R,15R)-9-chloro-15-cyclohexyl-11-hydroxy-15-methoxy-3-oxa-16,17,18,19,20-pentanoic acid *t*-butyl ester;

17. (5Z)-(9R,11R,15R)-15-cyclohexyl-3-oxa-9,11,15-trihydroxy-16,17,18,19,20-pentanoic acid isopropyl ester;
18. (5E)-(9R,11R,15R)-9-chloro-15-cyclohexyl-11,15-dihydroxy-3-oxa-16,17,18,19,20-pentanoic acid isopropyl ester;
- 5 19. (5Z)-(9R,11R)-9-chloro-15-cyclohexyl-11-hydroxy-3-oxa-15-oxo-16,17,18,19,20-pentanoic acid tertbutyl ester;
20. (5Z)-(9S,11R,15R)-3-oxa-17-phenyl-9,11,15-trihydroxy-18,19,20-trinor-5-prostenoic acid isopropyl ester;
21. (5Z)-(9R,11R,15R)-9-chloro-15-cyclohexyl-1-(dimethylamino)-3-oxa-16,17,18,19,20-pentanoic acid isopropyl ester;
- 10 22. (5Z)-(9R,11R,15R)-9-chloro-15-cyclohexyl-11,15-dihydroxy-3-oxa-16,17,18,19,20-pentanoic acid;
23. (9R,11R,15R)-9-chloro-15-cyclohexyl-11-hydroxy-3-thia-16,17,18,19,20-pentanoic acid;
- 15 24. Latanoprost (PhXA41);
25. Cloprostenol isopropyl ester;
26. (5Z)-(9S,11R,15R)-1-decarboxy-1-(pivaloyloxy)methyl-9,11,15-trihydroxy-16-[(3-chlorophenyl)oxy]-17,18,19,20-tetranor-5-prostenoic acid;
- 20 27. (5Z)-(9S,11R,15R)-1-decarboxy-1-(pivaloyloxy)methyl-9,11,15-trihydroxy-16-[(3-chlorophenyl)oxy]-17,18,19,20-tetranor-5,13-prostadienoic acid;
28. (5Z)-(9R,11R,15R)-9-chloro-15-cyclohexyl-11,15-dihydroxy-16,17,18,19,20-pentanoic acid isopropyl ester;
- 25 29. (5Z)-(9S,11R,15S)-15-cyclohexyl-9,11,15-trihydroxy-16,17,18,19,20-pentanoic acid isopropyl ester;
30. (5Z,13E)-(9S,11R,15R)-9,11,15-trihydroxy-16-(3-chlorophenoxy)-17,18,19,20-tetranor-5,13-prostadienoic acid amide;
- 30 31. PGF_{2α} isopropyl ester; and
32. Fluprostenol isopropyl ester.

All of the foregoing compounds are known. Preferred prostaglandins for use in the compositions of the present invention are Compounds 2 and 32 above.

5 The prostaglandin compositions packaged in polypropylene containers according to the present invention can be adapted for any route of administration. Compositions adapted for topical administration to the ears, nose or eyes are preferred, with compositions prepared for topical administration to the eye being most preferred.

10 In addition to one or more prostaglandins, the aqueous compositions of the present invention also contain at least one surfactant in order to help solubilize or disperse the prostaglandin in the composition. Surfactants also inhibit or prevent the adsorption of the prostaglandin on to the container walls.

15 The surfactant may be any pharmaceutically acceptable surfactant, such as pharmaceutically acceptable cationic, anionic or nonionic surfactants. Examples of suitable surfactants include polyethoxylated castor oils, such as those classified as PEG-2 to PEG-200 castor oils, as well as those classified as PEG-5 to PEG-200 hydrogenated castor oils. Such polyethoxylated castor oils

20 include those manufactured by Rhone-Poulenc (Cranbury, New Jersey) under the Alkamuls[®] brand, those manufactured by BASF (Parsippany, New Jersey) under the Cremophor[®] brand, and those manufactured by Nikko Chemical Co., Ltd. (Tokyo, Japan) under the Nikkol brand. Preferred polyethoxylated castor oils are those classified as PEG-15 to PEG-50 castor oils, and more preferred

25 are PEG-30 to PEG-35 castor oils. It is most preferred to use those polyethoxylated castor oils known as Cremophor[®] EL and Alkamuls[®] EL-620. Preferred polyethoxylated hydrogenated castor oils are those classified as PEG-25 to PEG-55 hydrogenated castor oils. The most preferred polyethoxylated hydrogenated castor oil is PEG-40 hydrogenated castor oil,

30 such as Nikkol HCO-40.

The aqueous compositions of the present invention optionally comprise other formulatary ingredients, such as antimicrobial preservatives, tonicity

agents, and buffers. Many such formulatory ingredients are known. Examples of suitable antimicrobial preservatives for multi-dose topically administrable ophthalmic formulations include: benzalkonium chloride, thimerosal, chlorobutanol, methyl paraben, propyl paraben, phenylethyl alcohol, edetate disodium, sorbic acid, Polyquad[®] and other agents equally well known to those skilled in the art. Such preservatives, if present, will typically be employed in an amount between about 0.001 and about 1.0 wt.%. Examples of suitable agents that may be utilized to adjust the tonicity or osmolality of the formulations include sodium chloride, potassium chloride, mannitol, dextrose, glycerin and propylene glycol. Such agents, if present, will be employed in an amount between about 0.1 and about 10.0 wt.%. Examples of suitable buffering agents include acetic acid, citric acid, carbonic acid, phosphoric acid, boric acid, the pharmaceutically acceptable salts of the foregoing, and tromethamine. Such buffers, if present, will be employed in an amount between about 0.001 and about 1.0 wt.%.

The compositions of the present invention may additionally include components to provide sustained release and/or comfort. Such components include high molecular weight, anionic mucomimetic polymers and gelling polysaccharides, such as those described in US 4,861,760 (Mazuel et al), US 4,911,920 (Jani et al.), and in commonly assigned US Serial No. 08/108,824 (Lang et al.). The contents of these patents and patent applications relating to the polymers cited above are incorporated herein by reference.

As will be appreciated by those skilled in the art, the compositions may be formulated in various dosage forms suitable for delivery of aqueous compositions. In the preferred case of topical ophthalmic delivery, the compositions may be formulated as solutions, suspensions or emulsions, for example. Topically administrable ophthalmic compositions have a pH between 3.5 to 8.0 and an osmolality between 260 to 320 milliOsmoles per kilogram (mOsm/kg).

The preferred topically administrable aqueous compositions are preferably packaged in a "small volume" bottle. As used herein, the term "small volume" bottle shall mean a bottle of a size sufficient to hold a quantity of liquid medicine sufficient for 1 – 3 topical doses per day over 1 – 2 months, generally
5 about 20 mL or less. For example, small volume containers include 5 mL-, 10 mL- and 15 mL-sized bottles adapted for topically administering eye drops. Small volume bottles made from syndiotactic polypropylene are easier to squeeze than those made from isotactic polypropylene, and oval bottles are easier to squeeze than round bottles. Accordingly, the aqueous compositions
10 adapted for topical ophthalmic administration are preferably packaged in oval, syndiotactic polypropylene bottles.

The invention will be further illustrated by the following examples, which are intended to be illustrative but not limiting.

15

Preparation of Formulations A - G:

Formulations A – G shown in Examples 1 – 7 below were prepared as follows. To a clean glass vessel of appropriate size was added approximately
20 75% of the batch volume of water. To this was sequentially added sodium acetate or tromethamine and boric acid, followed by mannitol, EDTA, benzalkonium chloride and either Cremophor[®] EL or HCO-40 so that there was complete dissolution of one ingredient prior to the addition of the next ingredient. Next the pH of the solution was adjusted using NaOH and/or HCl,
25 and the water was added to bring the volume to 100%.

In a separate clean glass vessel, the appropriate quantity of prostaglandin was added, followed by the appropriate quantity of the vehicle whose preparation was described above. The vessel was then tightly capped
30 and sonicated in an ultrasonic bath for one hour or alternatively stirred with a magnetic stir bar overnight, until the prostaglandin was completely dissolved. The resulting solution was then sterile filtered (0.2 μ m filter).

EXAMPLE 1

The following topically administrable ophthalmic formulation was prepared in the manner described above.

5

INGREDIENT	FORMULATION (w/v%)
A	
Compound No. 32 (prostaglandin)	0.001 + 5% excess
Cremophor [®] EL	0.5
Tromethamine	0.12
Boric Acid	0.3
Mannitol	4.6
Disodium EDTA	0.01
Benzalkonium Chloride	0.01 + 5% excess
NaOH and/or HCl	q.s. to pH 7.4
Purified Water	q.s. to 100%

In order to test the compatibility of Formulation A with packaging materials, the following procedure was used. ETO-sterilized clear LDPE, gamma-sterilized clear LDPE, gamma-sterilized opaque LDPE and ETO-sterilized isotactic polypropylene bottles were cut into thin rectangular pieces (2 mm x 10 mm). The isotactic polypropylene bottles were made from Rexene[™] isotactic polypropylene (Huntsman Chemical, Inc., Odessa, TX). Approximately 0.5 g of each bottle material was transferred into separate 10-
10 mL clear glass ampules (this amount roughly corresponds to the surface area with which a 5- mL-sized product would interact). Each glass ampule was
15 then filled with 5 mL of Formulation A and sealed. The packaging materials were tested in this way in order to eliminate evaporation effects. The sealed ampules were stored in an oven at 55⁰C and were pulled out at the indicated times for HPLC analysis. The stability of the prostaglandin in Formulations A
20 was evaluated using a semi-gradient HPLC method, employing a Delta-Pak[™] C-18 column (150 x 4.6 mm), 5 μm, 100Å connected with a Delta-Pak[™] C-18

precolumn. The reference standard solution contained the prostaglandin in a water/ methanol (70:30) solution.

5	Mobile Phase A:	1-Octanesulfonic Acid Sodium Salt (100mM); pH=3.7
	Mobile Phase B:	Acetonitrile / Methanol (10:1)
	Injection Volume:	100 μ L
10	Detector:	220 nm
	Column Temperature:	25°C
15	Semi-Gradient Flow Rate:	1.6 mL/min

Run Time (minutes)	Mobile Phase A Flow Rate (mL/min)	Mobile Phase B Flow Rate (mL/min)
0	0.94	0.66
1	0.94	0.66
35	0.94	0.66
40	0.16	1.44
45	0.94	0.66
50	0.94	0.66

The results of the compatibility tests are shown below in Table 1.

TABLE 1
COMPATIBILITY OF FORMULATION A

TIME-POINT (weeks)	PERCENT DRUG REMAINING (55°C)				
	CLEAR GLASS AMPULES (NON- STERILIZED)	CLEAR LDPE BOTTLE (ETO STERILIZED)	CLEAR LDPE BOTTLE (GAMMA STERILIZED)	OPAQUE-LDPE BOTTLE (GAMMA STERILIZED)	ISOTACTIC POLYPROPYLENE (ETO STERILIZED)
INITIAL	100.0	100.0	100.0	100.0	100.0
2	99.5	96.1	91.4	92.0	102.2
4	94.6	93.5	86.6	88.6	100.0
8	96.3	93.2	80.6	82.8	101.0
% Change (8 Weeks – Initial)	(-) 2.7%	(-) 6.8%	(-) 19.4%	(-) 17.2%	(+) 1.0%

5

EXAMPLE 2

The following topically administrable ophthalmic formulation was prepared in the manner described above.

5

INGREDIENT	FORMULATION (w/v%)
B	
Compound No. 32 (prostaglandin)	0.001 + 5% excess
Cremophor [®] EL	0.1
Tromethamine	0.12
Boric Acid	0.3
Mannitol	4.6
Disodium EDTA	0.01
Benzalkonium Chloride	0.01 + 5% excess
NaOH and/or HCl	q.s. to pH 7.4
Purified Water	q.s. to 100%

The compatibility of Formulation B with glass, LDPE and polypropylene containers was determined by monitoring the stability of the drug in the manner described above in Example 1 for Formulation A. The results are shown below in Table 2.

10

TABLE 2
COMPATIBILITY OF FORMULATION B

TIME-POINT (weeks)	PERCENT DRUG REMAINING (55°C)				
	CLEAR GLASS AMPULES (NON-STERILIZED)	CLEAR-LDPE BOTTLE (ETO STERILIZED)	CLEAR-LDPE BOTTLE (GAMMA STERILIZED)	OPAQUE-LDPE BOTTLE (GAMMA STERILIZED)	ISOTACTIC POLYPROPYLENE (ETO STERILIZED)
INITIAL	100.0	100.0	100.0	100.0	100.0
2	97.2	96.2	89.4	88.4	96.3
4	96.5	94.5	84.6	82.9	97.3
8	96.8	92.7	79.2	77.9	97.0
% Change (8 Weeks – Initial)	(-) 3.2%	(-) 7.3%	(-) 20.8%	(-) 22.1%	(-) 3.0%

EXAMPLE 3

5 The following topically administrable ophthalmic formulation was prepared in the manner described above.

INGREDIENT	FORMULATION (w/v%)
C	
Compound No. 32 (prostaglandin)	0.003
HCO-40	0.5
Tromethamine	0.12
Boric Acid	0.3
Mannitol	4.6
Disodium EDTA	0.01
Benzalkonium Chloride	0.015
NaOH and/or HCl	q.s. to pH 6.0
Purified Water	q.s. to 100%

10 The compatibility of Formulation C in non-sterilized syndiotactic polypropylene bottles, ETO-sterilized syndiotactic polypropylene bottles and isotactic polypropylene (Rexene[®]) bottles was determined as follows. The bottles were filled with 5 mL of sterile Formulation C, then stored in an oven at 55 °C and pulled at the indicated time points for HPLC analysis as described above.
15 The syndiotactic polypropylene bottles were made from FINA 3721WZ syndiotactic polypropylene (FINA Oil and Chemical Co., Dallas, TX.). The compatibility results are shown below in Tables 3 and 4. Table 3 compares the compatibility of Formulation C in non-sterilized vs. ETO-sterilized syndiotactic polypropylene bottles. Table 4 compares the compatibility of
20 Formulation C in non-sterilized isotactic and syndiotactic polypropylene bottles.

TABLE 3
COMPATIBILITY OF FORMULATION C IN STERILIZED VS. NON-STERILIZED
POLYPROPYLENE BOTTLES

TIME-POINT (weeks)	PERCENT DRUG REMAINING (55°C)	
	SYNDIOTACTIC POLYPROPYLENE BOTTLES <i>(NON-STERILIZED)</i>	SYNDIOTACTIC POLYPROPYLENE BOTTLES <i>(ETO-STERILIZED)</i>
INITIAL	100.0	100.0
2	98.6	99.5
4	97.8	98.7
% Change (4 Weeks - Initial)	(-) 2.2%	(-) 1.3%

5

TABLE 4
COMPATIBILITY OF FORMULATION C IN ISOTACTIC VS. SYNDIOTACTIC
POLYPROPYLENE BOTTLES

5

TIME-POINT (weeks)	PERCENT DRUG REMAINING (55°C)	
	ISOTACTIC POLYPROPYLENE BOTTLES <i>(NON-STERILIZED)</i>	SYNDIOTACTIC POLYPROPYLENE BOTTLES <i>(NON-STERILIZED)</i>
INITIAL	100.0	100.0
2	100.5	98.4
4	99.8	96.4
8	98.0	97.2
% Change (8 Weeks - Initial)	(-) 2.0%	(-) 2.8%

EXAMPLE 4

The following topically administrable ophthalmic formulation was prepared in
 5 the manner described above.

INGREDIENT	FORMULATION (w/v%)
D	
Compound No. 2 (prostaglandin)	0.012 + 5% excess
Cremophor [®] EL	0.5
Sodium Acetate (trihydrate)	0.07
Mannitol	4.3
Disodium EDTA	0.1
Benzalkonium Chloride	0.01 + 5% excess
NaOH and/or HCl	q.s. to pH 5.0
Purified Water	q.s. to 100%

The stability of the prostaglandin in Formulation D was evaluated in clear
 10 glass, ETO-sterilized LDPE, and ETO-sterilized isotactic polypropylene
 bottles as follows.

The bottles were filled with sterile Formulation D and stored in an oven at 65
 °C, then pulled at the indicated times for HPLC analysis. In this case, the
 15 HPLC data was generated using a Phenomenex 150 X 4.6 mm HPLC column
 with Spherisorb[®] 10 ODS(2) packing. The mobile phase was 560 mL
 phosphate to 440 mL acetonitrile, adjusted to a pH of about 8.5. The flow
 rate was 1 mL/minute, the detection was 200 nm UV, and the injection
 quantity was 20 µL. The compatibility results are shown in Figure 1

20

EXAMPLE 5

The following topically administrable ophthalmic formulation was prepared in the manner described above.

5

INGREDIENT	FORMULATION (w/v%)
	E
Compound No. 2 (prostaglandin)	0.012 + 5% excess
Cremophor [®] EL	1.5
Sodium Acetate (trihydrate)	0.07
Mannitol	4.3
Disodium EDTA	0.1
Benzalkonium Chloride	0.01 + 5% excess
NaOH and/or HCl	q.s. to pH 5.0
Purified Water	q.s. to 100%

The stability of the prostaglandin in Formulation E was evaluated in clear glass, LDPE, and isotactic polypropylene bottles at 65 °C according to the procedure described in Example 4 for Formulation D. The results are shown in Figure 2.

10

EXAMPLE 6

The following topically administrable ophthalmic formulation was prepared in the manner described above.

5

INGREDIENT	FORMULATION (w/v%)
	F
Compound No. 2 (prostaglandin)	0.012 + 5% excess
Cremophor [®] EL	2.0
Sodium Acetate (trihydrate)	0.07
Mannitol	4.3
Disodium EDTA	0.1
Benzalkonium Chloride	0.01 + 5% excess
NaOH and/or HCl	q.s. to pH 5.0
Purified Water	q.s. to 100%

The stability of the prostaglandin in Formulation F was evaluated in clear glass, LDPE, and isotactic polypropylene bottles at 65 °C according to the procedure described in Example 4 for Formulation D. The results are shown in Figure 3.

10

EXAMPLE 7

The following topically administrable ophthalmic formulation was prepared in the manner described above.

5

INGREDIENT	FORMULATION (w/v%)
G	
Compound No. 2 (prostaglandin)	0.012 + 5% excess
Cremophor [®] EL	1.0
Sodium Acetate (trihydrate)	0.07
Mannitol	4.3
Disodium EDTA	0.1
Benzalkonium Chloride	0.01 + 5% excess
NaOH and/or HCl	q.s. to pH 5.0
Purified Water	q.s. to 100%

The stability of the prostaglandin in Formulation G was evaluated in clear glass, LDPE, and isotactic polypropylene bottles at 65 °C according to the procedure described in Example 4 for Formulation D. The results are shown in Figure 4.

10

The invention has been described by reference to certain preferred embodiments; however, it should be understood that it may be embodied in other specific forms or variations thereof without departing from its spirit or essential characteristics. The embodiments described above are therefore considered to be illustrative in all respects and not restrictive, the scope of the invention being indicated by the appended claims rather than by the foregoing description.

15

WE CLAIM:

1. A prostaglandin product comprising:
 - a) an aqueous prostaglandin composition comprising a therapeutically effective amount of at least one prostaglandin and a pharmaceutically acceptable surfactant; and
 - b) a polypropylene container; wherein the aqueous prostaglandin composition is packaged in the polypropylene container.

2. The prostaglandin product of Claim 1 wherein the prostaglandin is selected from the group consisting of (5Z)-(9R,11R,15R)-9-chloro-15-cyclohexyl-11,15-dihydroxy-3-oxa-16,17,18,19,20-pentanoic acid; (5Z)-(9R,11R,15R)-9-chloro-15-cyclohexyl-11,15-dihydroxy-3-oxa-16,17,18,19,20-pentanoic acid isopropyl ester; (5Z)-(9R,11R,15R)-9-chloro-15-cyclohexyl-11,15-dihydroxy-3-oxa-16,17,18,19,20-pentanoic acid *t*-butyl ester; (5Z)-(9S,11R,15R)-15-cyclohexyl-3-oxa-9,11,15-trihydroxy-16,17,18,19,20-pentanoic acid isopropyl ester; (5Z)-(9R,11R,15S)-9-chloro-15-cyclohexyl-11,15-dihydroxy-3-oxa-16,17,18,19,20-pentanoic acid isopropyl ester; (5Z)-(9R,11R,15R)-9-chloro-15-cyclohexyl-11,15-dihydroxy-3-oxa-16,17,18,19,20-pentanoic acid amide; (5Z)-(9R,11R,15R)-9-chloro-15-cyclohexyl-11,15-dihydroxy-3-oxa-16,17,18,19,20-pentanoic acid *N,N*-dimethylamide; (5Z)-(9R,11R,15R)-9-chloro-15-cyclohexyl-11,15-dihydroxy-3-oxa-16,17,18,19,20-pentanoic acid 1-methylcyclohexyl ester; (5Z)-(9R,11R,15R)-9-chloro-15-cyclohexyl-11,15-dihydroxy-3-oxa-16,17,18,19,20-pentanoic acid 1-methylcyclopentyl ester; (5Z)-(9R,11R,15R)-9-chloro-15-cyclohexyl-11,15-dihydroxy-3-oxa-16,17,18,19,20-pentanoic acid cyclopentyl ester; (5Z)-(9R,11R,15R)-9-chloro-15-cyclohexyl-11,15-dihydroxy-3-oxa-16,17,18,19,20-pentanoic acid 2,2-dimethylpropyl ester; (5Z)-(9R,11R,15R)-9-chloro-15-cyclohexyl-11,15-dihydroxy-3-oxa-16,17,18,19,20-pentanoic acid

3. The prostaglandin product of Claim 3 wherein the prostaglandin is selected from the group consisting of (5Z)-(9R,11R,15R)-9-chloro-15-cyclohexyl-11,15-dihydroxy-3-oxa-16,17,18,19,20-pentanoic-5-prostenoic acid isopropyl ester; and fluprostenol isopropyl ester.
5
4. The prostaglandin product of Claim 1 wherein the composition is adapted for topical ophthalmic administration and the surfactant comprises a polyethoxylated castor oil.
- 10 5. The prostaglandin product of Claim 4 wherein the polyethoxylated castor oil is selected from the group consisting of PEG-2 to PEG-200 castor oils; and PEG-5 to PEG-200 hydrogenated castor oils.
- 15 6. The prostaglandin product of Claim 1 wherein the polypropylene container is a polypropylene bottle adapted for topical delivery and wherein the polypropylene is selected from the group consisting of isotactic polypropylene, syndiotactic polypropylene and blends of isotactic and syndiotactic polypropylene.
- 20 7. The prostaglandin product of Claim 1 wherein the aqueous prostaglandin composition is adapted for topical ophthalmic administration and the polypropylene container is a small volume bottle adapted for topical ophthalmic delivery.
- 25 8. The prostaglandin product of Claim 7 wherein the polypropylene container is an oval, syndiotactic polypropylene bottle.
9. The prostaglandin product of Claim 8 wherein the aqueous prostaglandin composition is a multi-dose composition comprising an
30 ophthalmically acceptable preservative.

Figure 1

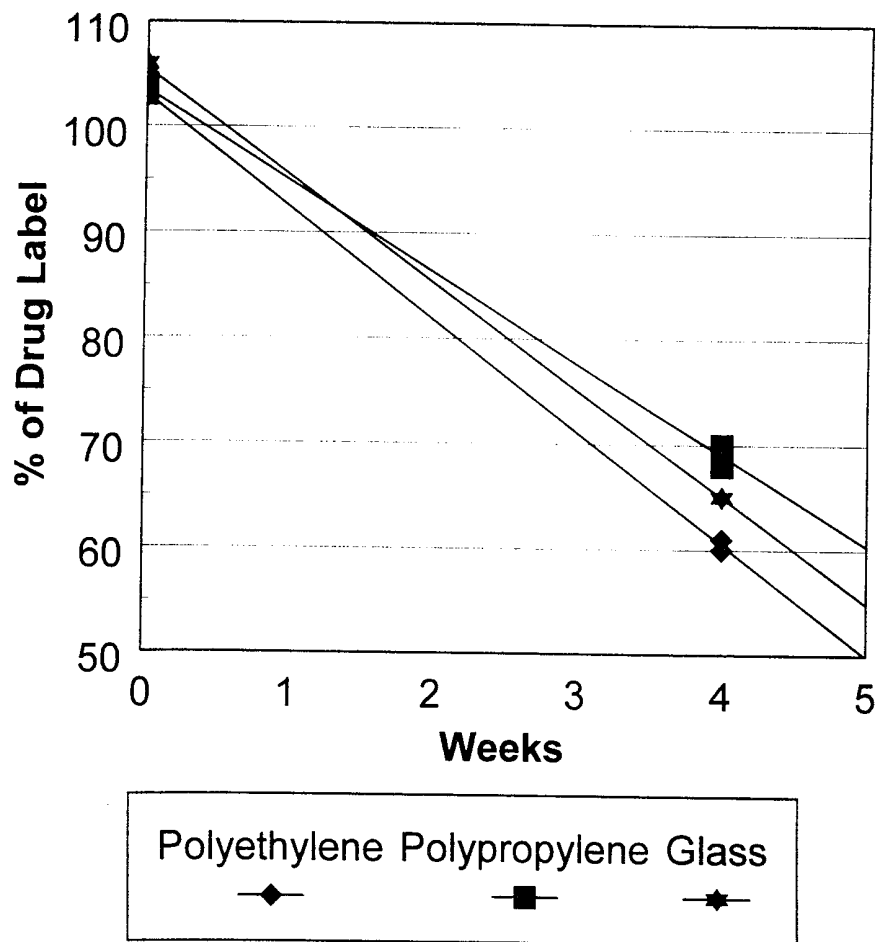


Figure 2

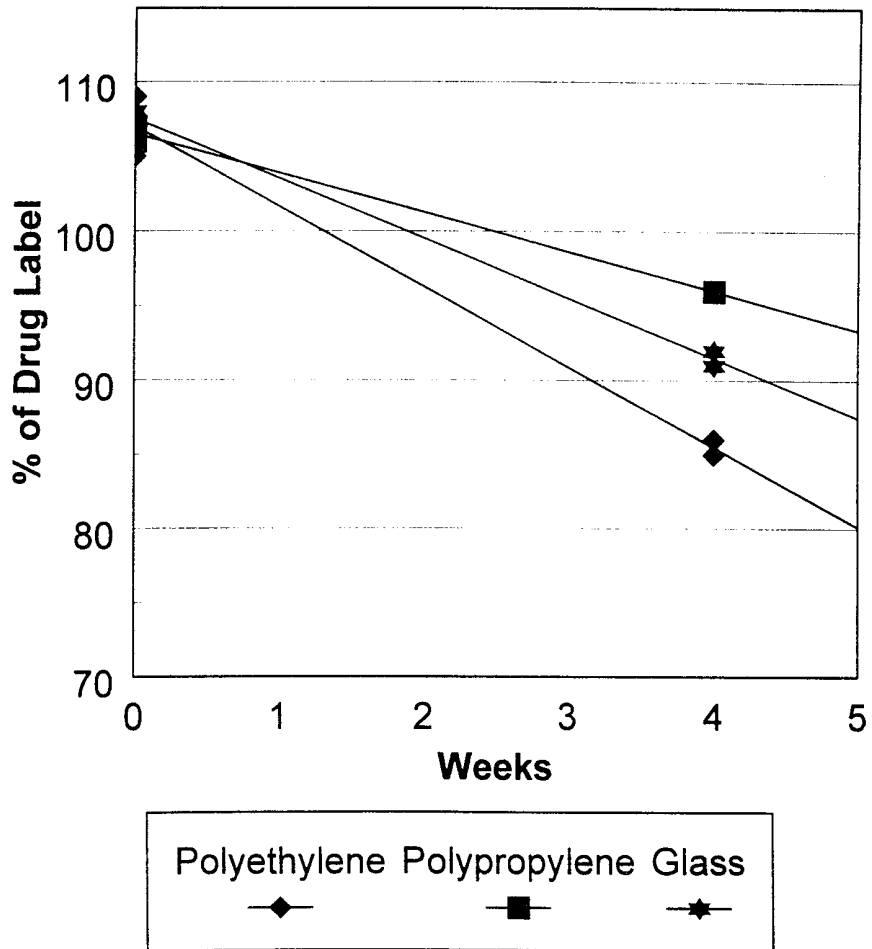


Figure 3

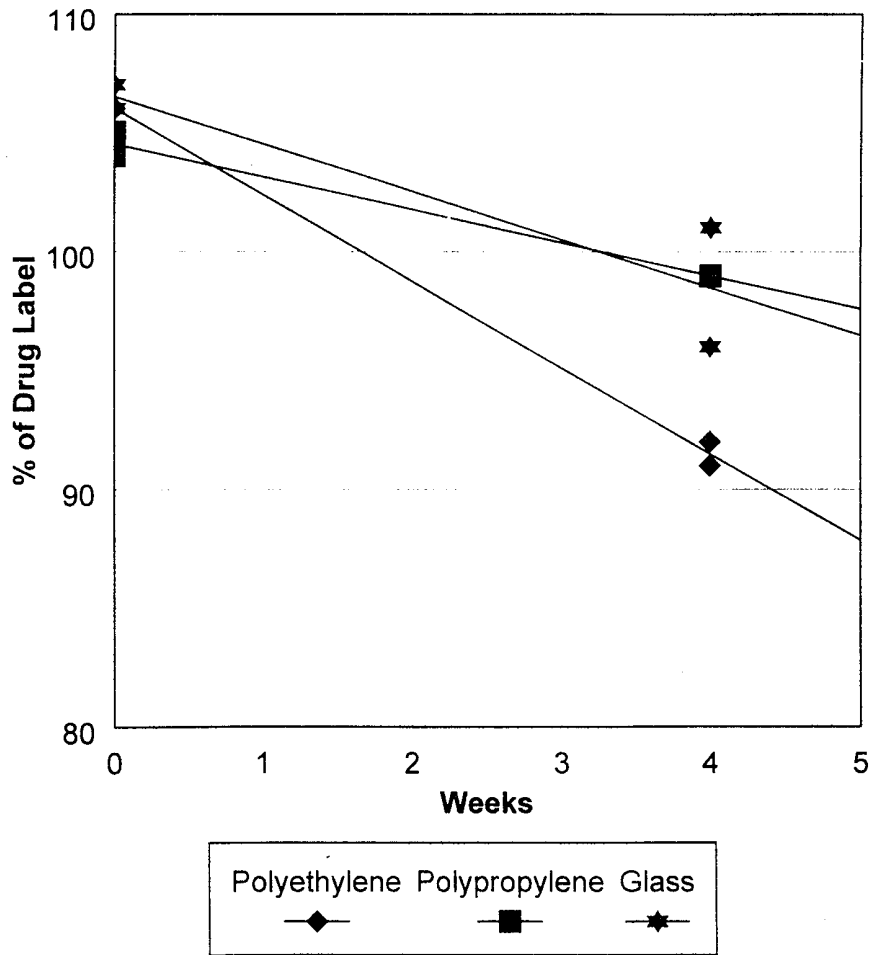
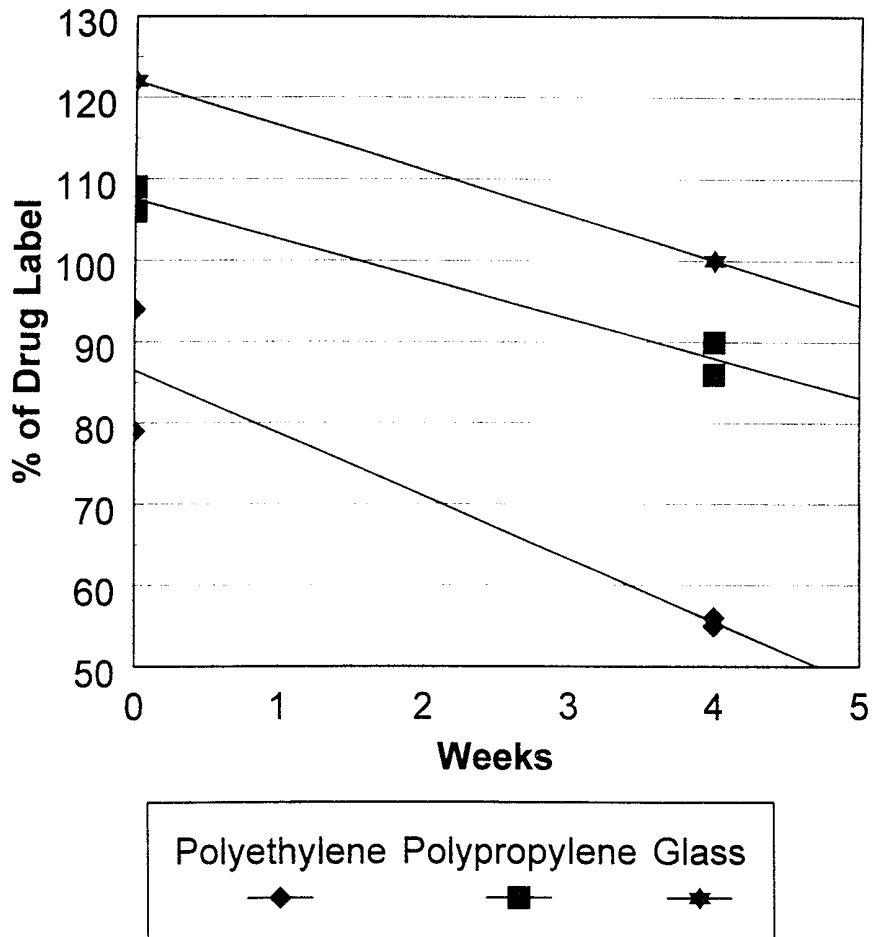


Figure 4



INTERNATIONAL SEARCH REPORT

International Application No

PC1/US 99/13276

A. CLASSIFICATION OF SUBJECT MATTER
 IPC 7 A61K47/44 A61J1/00 A61K31/557

According to International Patent Classification (IPC) or to both national classification and IPC

B. FIELDS SEARCHED

Minimum documentation searched (classification system followed by classification symbols)
 IPC 7 A61J A61K

Documentation searched other than minimum documentation to the extent that such documents are included in the fields searched

Electronic data base consulted during the international search (name of data base and, where practical, search terms used)

C. DOCUMENTS CONSIDERED TO BE RELEVANT

Category °	Citation of document, with indication, where appropriate, of the relevant passages	Relevant to claim No.
X	EP 0 283 151 A (ALLERGAN INC) 21 September 1988 (1988-09-21) abstract page 1, line 1 - line 36 page 3, line 15 - line 25	1,7
Y	---	1-9
Y	US 5 631 287 A (SCHNEIDER L WAYNE) 20 May 1997 (1997-05-20) cited in the application abstract figures 1-3 column 1, line 40 - line 53 column 4, line 46 - line 48 column 5, line 62 Example claims 1-12	1-9
	---	-/--

Further documents are listed in the continuation of box C. Patent family members are listed in annex.

° Special categories of cited documents :

<p>"A" document defining the general state of the art which is not considered to be of particular relevance</p> <p>"E" earlier document but published on or after the international filing date</p> <p>"L" document which may throw doubts on priority claim(s) or which is cited to establish the publication date of another citation or other special reason (as specified)</p> <p>"O" document referring to an oral disclosure, use, exhibition or other means</p> <p>"P" document published prior to the international filing date but later than the priority date claimed</p>	<p>"T" later document published after the international filing date or priority date and not in conflict with the application but cited to understand the principle or theory underlying the invention</p> <p>"X" document of particular relevance; the claimed invention cannot be considered novel or cannot be considered to involve an inventive step when the document is taken alone</p> <p>"Y" document of particular relevance; the claimed invention cannot be considered to involve an inventive step when the document is combined with one or more other such documents, such combination being obvious to a person skilled in the art.</p> <p>"&" document member of the same patent family</p>
--	--

Date of the actual completion of the international search	Date of mailing of the international search report
17 September 1999	01/10/1999

Name and mailing address of the ISA European Patent Office, P.B. 5818 Patentlaan 2 NL - 2280 HV Rijswijk Tel. (+31-70) 340-2040, Tx. 31 651 epo nl, Fax: (+31-70) 340-3016	Authorized officer Taylor, G.M.
--	--

INTERNATIONAL SEARCH REPORT

International Application No

PCT/US 99/13276

C.(Continuation) DOCUMENTS CONSIDERED TO BE RELEVANT		
Category *	Citation of document, with indication, where appropriate, of the relevant passages	Relevant to claim No.
Y	US 5 516 008 A (RABENAU RICHARD ET AL) 14 May 1996 (1996-05-14) abstract column 2, line 39 - line 51 -----	1-9
Y	US 5 185 372 A (USHIO KAZUMICHI ET AL) 9 February 1993 (1993-02-09) cited in the application abstract column 1, line 5 - line 13 column 2, line 28 - line 38 column 3, line 11 - line 31 column 3, line 32 - line 51 column 5, line 68 - column 6, line 17 -----	1-9

INTERNATIONAL SEARCH REPORT

Information on patent family members

International Application No

PCT/US 99/13276

Patent document cited in search report	A	Publication date	Patent family member(s)	Publication date
EP 0283151	A	21-09-1988	AU 1425388 A DK 598888 A WO 8806448 A	26-09-1988 27-10-1988 07-09-1988

US 5631287	A	20-05-1997	AU 700574 B AU 4649596 A CA 2181172 A EP 0812198 A JP 11500122 T WO 9729752 A US 5849792 A	07-01-1999 02-09-1997 23-06-1996 17-12-1997 06-01-1999 21-08-1997 15-12-1998

US 5516008	A	14-05-1996	US 5425480 A	20-06-1995

US 5185372	A	09-02-1993	AT 119387 T CA 2049822 A DE 69107932 D DE 69107932 T DK 473159 T EP 0473159 A ES 2069150 T GR 3015340 T JP 5004918 A	15-03-1995 01-03-1992 13-04-1995 27-07-1995 22-05-1995 04-03-1992 01-05-1995 30-06-1995 14-01-1993
