



US00D739713S

(12) **United States Design Patent**  
**Kelleghan**

(10) **Patent No.:** **US D739,713 S**

(45) **Date of Patent:** **\*\* Sep. 29, 2015**

(54) **CARABINER WITH HEX WRENCH**

(71) Applicant: **Bison Designs LLC**, Longmont, CO  
(US)

(72) Inventor: **Brian James Kelleghan**, Longmont, CO  
(US)

(73) Assignee: **Bison Designs, LLC**, Longmont, CO  
(US)

(\*\*) Term: **14 Years**

(21) Appl. No.: **29/479,849**

(22) Filed: **Jan. 21, 2014**

(51) **LOC (10) Cl.** ..... **08-05**

(52) **U.S. Cl.**

USPC ..... **D8/356**

(58) **Field of Classification Search**

USPC ..... D8/367, 356, 371, 373, 354, 355, 349;  
D6/323; D3/24; 248/215, 301, 339,  
248/349.1; 160/349.2; 24/265 H, 265 R,  
24/599.1, 599.8, 113 R, 573.5; 294/82.18;  
29/525.1, 45.3; 223/106; D14/432,  
D14/140, 217

CPC ..... A45F 3/00; A63B 27/00  
See application file for complete search history.

(56)

**References Cited**

**U.S. PATENT DOCUMENTS**

1,356,431 A	10/1920	Eddy	
2,148,959 A	2/1939	Pavlecka	
4,712,646 A *	12/1987	Page	182/9
5,005,266 A	4/1991	Fister et al.	
D330,669 S	11/1992	Hui-Chuan	
D337,935 S *	8/1993	Hawley	D8/367
D345,688 S	4/1994	McLean et al.	
D348,214 S	6/1994	Girardin	
5,329,675 A	7/1994	McLean et al.	

5,416,955 A	5/1995	Katsma
D375,252 S	11/1996	Serra Fabregas
5,685,185 A	11/1997	MacDonald
5,860,198 A	1/1999	Buntin, Jr.
D407,297 S	3/1999	Mihailovic
D433,310 S	11/2000	Luquire

(Continued)

**FOREIGN PATENT DOCUMENTS**

EP 1384497 A1 1/2004

**OTHER PUBLICATIONS**

U.S. Appl. No. 29/480,031, filed Jan. 22, 2014; First Named Inventor:  
Brian James Kelleghan.

(Continued)

*Primary Examiner* — Cynthia Underwood

(74) *Attorney, Agent, or Firm* — Margaret Polson; Polson  
Intellectual Property Law, PC

(57)

**CLAIM**

The ornamental design for a carabiner with hex wrench, as  
shown and described.

**DESCRIPTION**

FIG. 1 is a top side plan view of my new design for a carabiner  
with hex wrench.

FIG. 2 is a back side elevation view of FIG. 1.

FIG. 3 is a front side elevation view of FIG. 1.

FIG. 4 is a right side elevation view of FIG. 1.

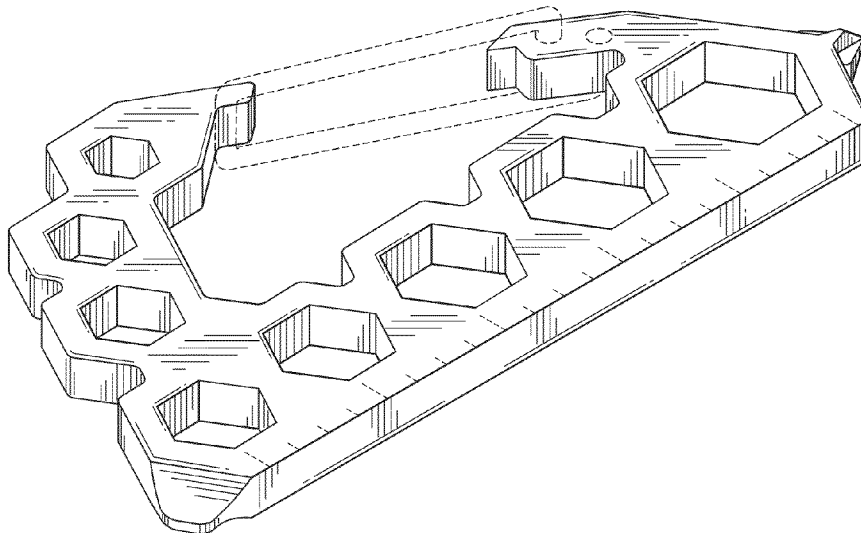
FIG. 5 is a left side elevation view of FIG. 1.

FIG. 6 is a bottom side plan view of FIG. 1; and,

FIG. 7 is a front side perspective view of FIG. 1.

The broken lines in the drawings depict environmental sub-  
ject matter/or parts of the carabiner with hex wrench only and  
form no part of the claimed design.

**1 Claim, 2 Drawing Sheets**



(56)

References Cited

U.S. PATENT DOCUMENTS

D433,311 S 11/2000 Luquire  
D444,685 S 7/2001 Shenkel et al.  
D448,655 S 10/2001 Lai  
D455,642 S \* 4/2002 Kelleghan ..... D8/367  
D466,791 S \* 12/2002 Kelleghan ..... D8/356  
D484,770 S 1/2004 Green  
D496,251 S 9/2004 Buscart  
D520,345 S \* 5/2006 Kelleghan ..... D8/356  
D521,362 S \* 5/2006 Kelleghan ..... D8/356  
D551,788 S \* 9/2007 Bao ..... D26/38  
D595,119 S \* 6/2009 Kelleghan ..... D8/356  
D657,660 S \* 4/2012 Petty et al. .... D8/356  
D658,042 S 4/2012 Shetler  
D659,518 S \* 5/2012 Xu ..... D8/356  
D670,555 S \* 11/2012 Lin ..... D8/367

D698,233 S 1/2014 Weinberg  
D698,636 S 2/2014 Weinberg  
D705,034 S 5/2014 Connell  
D709,344 S 7/2014 Adelman et al.  
D724,935 S \* 3/2015 Warner ..... D8/356  
D730,159 S \* 5/2015 Grimm et al. .... D8/356  
D730,722 S \* 6/2015 Grimm et al. .... D8/356  
2005/0028331 A1 2/2005 Axel  
2005/0172461 A1 8/2005 Hall  
2007/0050956 A1 3/2007 Hu  
2014/0059782 A1 3/2014 Duncan et al.

OTHER PUBLICATIONS

U.S. Appl. No. 29/461,734, filed Jul. 26, 2014; First Named Inventor:  
Brian James Kelleghan.

\* cited by examiner

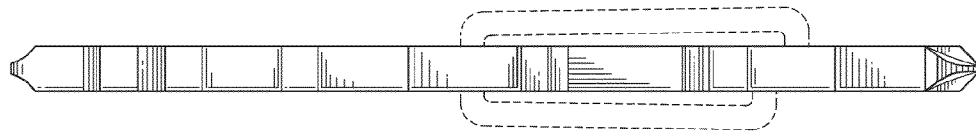


FIG.2

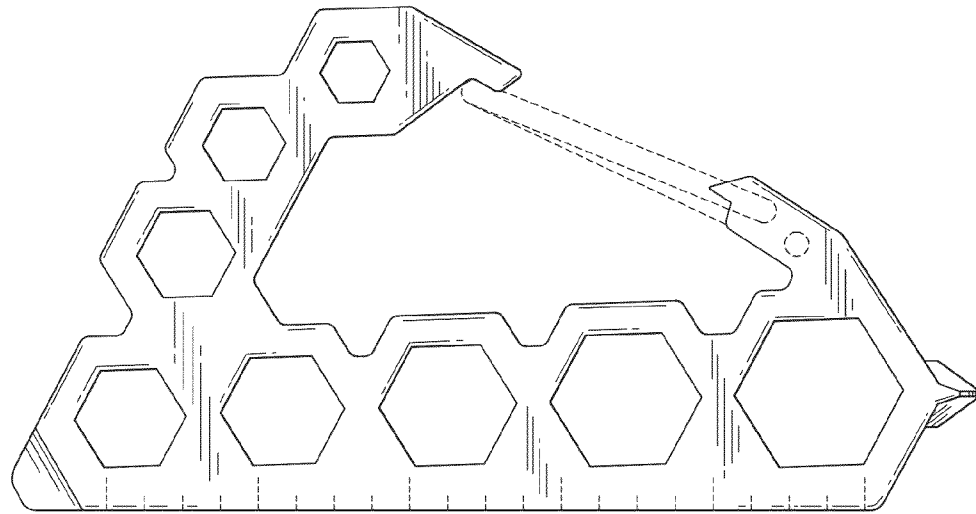


FIG.1

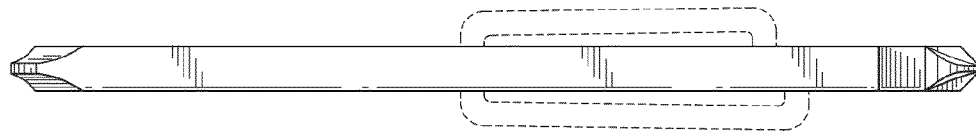


FIG.3

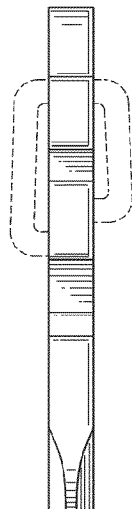


FIG.4

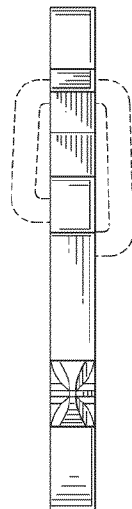


FIG.5

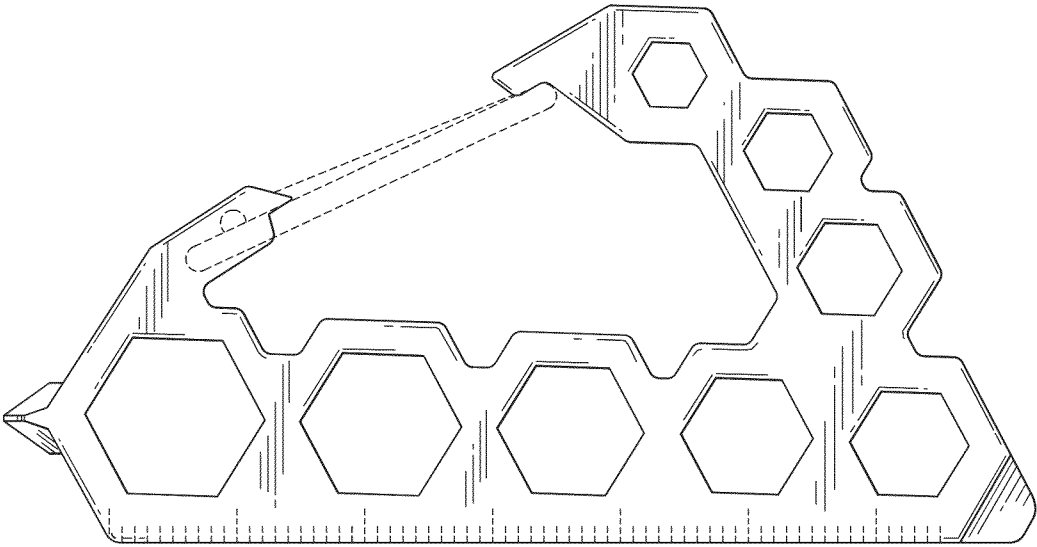


FIG. 6

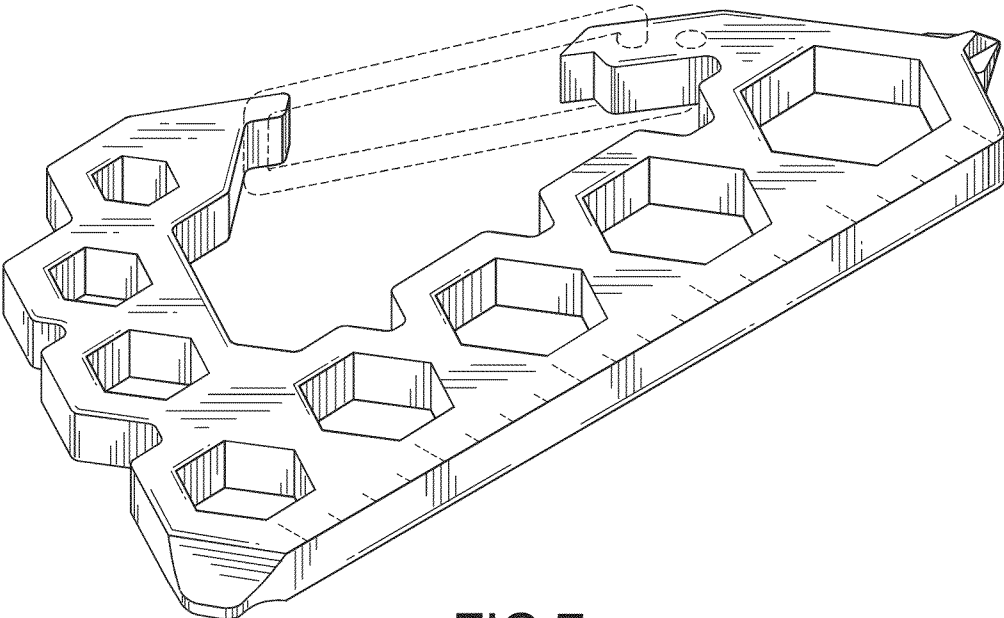


FIG. 7