

(No Model.)

M. E. POUPARD.
SEGMENTAL HORSESHOE.

No. 526,051.

Patented Sept. 18, 1894.

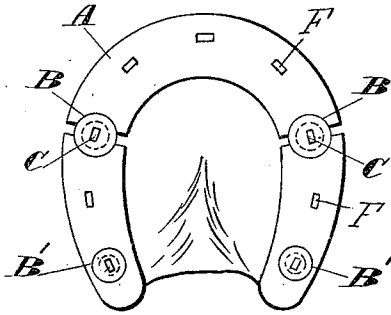


FIG. 1.

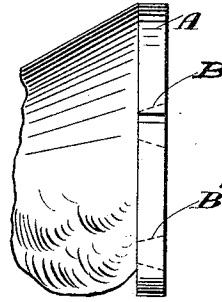


FIG. 2.

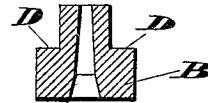
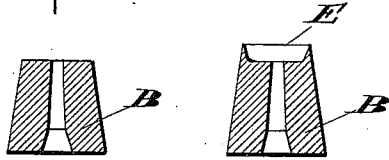


FIG. 5.

FIG. 6.

FIG. 7.

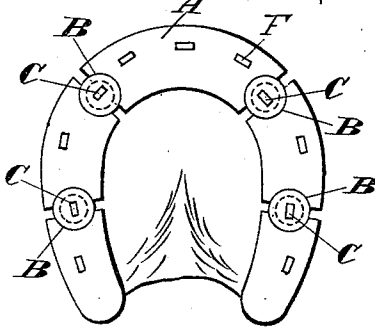


FIG. 3.

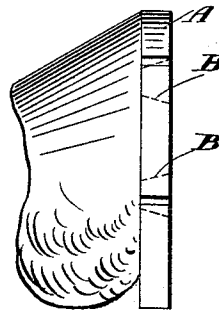


FIG. 4.

Witnesses:
Jesse C. Suter
Geo. M. Whitney.

Inventor.
Mary Emily Poupard
by her attorney
Wm. L. Ewin.

UNITED STATES PATENT OFFICE.

MARY EMILY POUPARD, OF LONDON, ENGLAND, ASSIGNOR TO THE MAIL HORSE SHOE SYNDICATE, (FOREIGN PATENTS,) LIMITED, OF SAME PLACE.

SEGMENTAL HORSESHOE.

SPECIFICATION forming part of Letters Patent No. 526,051, dated September 18, 1894.

Application filed January 11, 1894. Serial No. 496,539. (No model.)

To all whom it may concern:

Be it known that I, MARY EMILY POUPARD, a subject of the Queen of Great Britain and Ireland, residing at London, England, have invented an Improvement in Shoes for Horses or other Hoofed Animals, of which the following is a specification.

This invention relates to the construction of shoes for horses, or other hoofed animals, in unattached segments; and consists in wedge keys, or plugs, which interlock the various segments one to another, as regards lateral or edgewise slipping, hold them up to the hoof, and cause the segments to abut endwise upon one another through the medium of the interlocking keys or plugs, but which at the same time admit of the segments pivoting upon the key or plug between the segments, to enable the segments to be adapted to various sizes and contours of hoofs, to readily yield, when in use, to the expansion and contraction of the hoof, and also to enable one part to be readily removed and replaced without disturbance of the remainder.

The shoe may be divided into three or any larger number of sections, which thus will enable them to be combined to form a shoe to suit various sizes and shapes of hoofs.

Figures 1 and 2 show a plan of the under tread, and a side elevation, respectively, of a segmental shoe in three pieces, with my improved plug-keys. Figs. 3 and 4 show a plan of the under tread and a side elevation respectively of a segmental shoe in five pieces with my improved plug-keys. Fig. 5 is a sectional detail of a plug-key detached, with a nail-hole pierced therethrough. Fig. 6 is a sectional detail of a modified plug-key with a crater-like ridge thereon, to embed into the under face of the hoof. Fig. 7 is a modified form of plug.

A is the shoe, which may be divided into any number of segments; the ends of the segments adjoining being each provided with a recess, preferably of semi-circular section, and of conical shape, into which an upwardly tapering or shouldered plug B is inserted from below, and held in position by a nail C through the center of the plug, driven into the hoof, and clinched over outside the hoof, or by a

screw driven into the hoof; or the upper point of the plug may be screw-threaded for insertion into the hoof. The sizes of the plug and respective recesses are so proportioned that when the plug fills the recesses the ends of the shoulders of the segments do not abut, allowing pivotal play of the segments about the plug B. The shape of the plug B may be modified, as shown in Fig. 7, to fit recesses with stepped shoulders for the shoulders D D of the plug.

To further prevent lateral slip of the shoe on the hoof, the upper end of the plug B may terminate in a crater-like ridge E which may be easily driven into the body of the hoof; thus embracing a portion of the hoof in the hollow of the crater, and preventing any lateral movement of the pivotal plug, so as to practically free the attaching nail or screw from lateral strain. The usual nails F may be used to further secure the segments to the hoof, or additional plugs B' may be driven through holes pierced in the shoe, and provided with crater-like upper ends at other parts of the segments than their abutting ends, as at the ends of the tail-pieces in Fig. 1, to further secure the shoe, and prevent lateral slip.

I do not claim herein the within-described plugs, Fig. 6, provided with crater-like ridges E, except as combined with sections pivoted on said plugs as well as attached thereby in the manner illustrated at B in Figs. 1 and 3, and hereinbefore set forth. Such plugs and the crater-like ridges which distinguish them are set forth and claimed in another specification forming part of my application for United States patent filed January 11, 1894, Serial No. 496,538, in favor of which they are hereby disclaimed except as combined with sections pivoted thereon as above.

Having now particularly described and ascertained the nature of this said invention and in what manner the same is to be performed, I declare that what I claim is—

1. The combination with a segmental shoe, for horses or other hoofed animals, of attaching plugs inserted in recesses between the adjoining ends of the segments, and adapted by their conical or shouldered form to keep up

the segments to the hoof, and by their circular form to admit of pivotal movement of the segments about them.

2. In a segmental shoe for horses or other
5 hoofed animals, the combination with sections having recessed ends, of a pivotal attaching plug, inserted in the end recesses of the segments, and having a crater-like ridge at its upper end which is embedded in the
10 hoof and a hole which receives a nail or screw

extending upwardly through said plug and surrounded by said ridge, substantially as hereinbefore specified.

In testimony whereof I have signed my name to this specification in the presence of 15 two subscribing witnesses.

MARY EMILY POUPARD.

Witnesses:

CHARLES JAMES JUTSON,
FREDERICK ABRAHAM POUPARD.