

Feb. 24, 1953

C. L. THRETON
SUIT HANGER CARRIER
Filed March 14, 1949

2,629,529

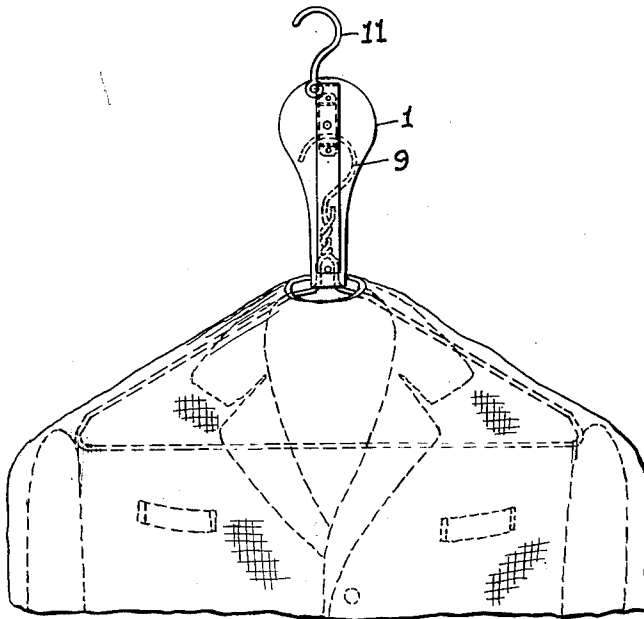


Fig. 1.

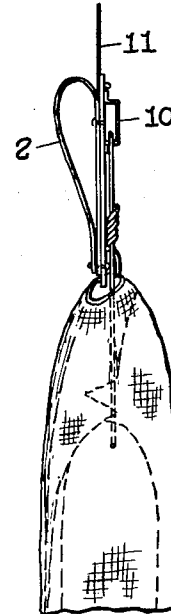


Fig. 2.

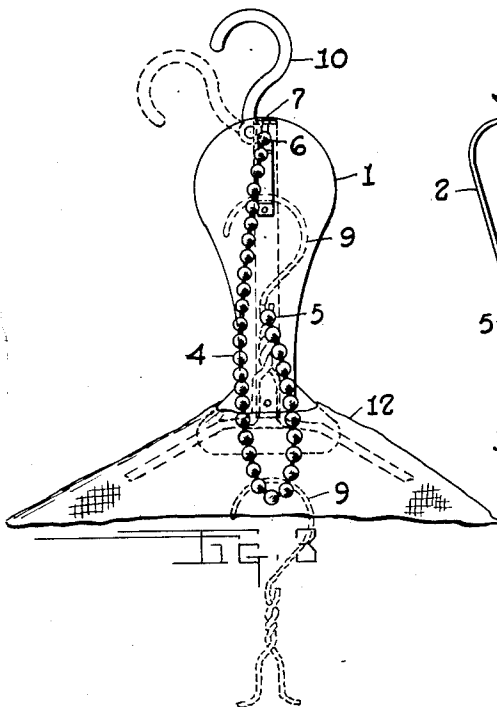


Fig. 3.

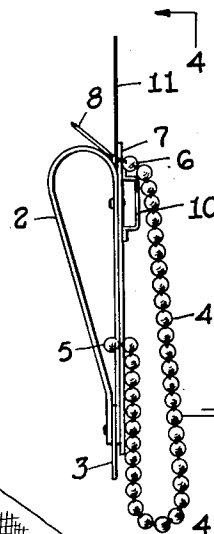


Fig. 4.

INVENTOR.
Clay L. Threton
BY *Chas. Demegre*
Attorney.

UNITED STATES PATENT OFFICE

2,629,529

SUIT HANGER CARRIER

Clay L. Threeton, Atlanta, Ga.

Application March 14, 1949, Serial No. 81,250

2 Claims. (Cl. 224-45)

1

This invention relates to a suit hanger carrier. It is especially intended for carrying two or more suit hangers with suits thereon. It has for its main objects to provide such a device that will be highly efficient for its purpose, simple in structure, comparatively cheap to manufacture, attractive in appearance, easy to use, and extremely durable.

A further object is to provide a device that will make it easy for hanging several garments on a single place such as a hook in an automobile or bar in an airplane, and also make it convenient for carrying several suits at a time over the shoulder of a person by holding its handle in one hand.

Other objects and advantages will appear from the drawing and description.

The present invention is an improvement over a similar garment carrier covered by my United States Patent Number 2,378,665 dated June 19, 1945.

By referring generally to the drawing, part of this application, it will be observed that Fig. 1 is a front elevational view, part full and part in section, of the carrier showing suit hanger in same in broken lines and part of a garment; Fig. 2 is a side view of Fig. 1; Fig. 3 is a back elevational view of the carrier with part of a suit hanger in broken lines in same and part of a suit cover that is used attached to the bottom of the carrier; and Fig. 4 is a side view of Fig. 3 on line 4-4 less the cover part.

Similar reference numerals refer to similar parts throughout the several views.

Referring to the drawing in detail it will be seen that the device comprises a main plate 1 preferably made of thin rust proof metal or plastic, having attached thereto a handle 2 and tab 3 preferably made of leather. A ball type chain 4 is mounted with its lower end 5 inserted in a hole in the plate and is adapted for having its upper portion 6 to fit in a slot 7 in the top of the plate to thus use less of the chain as a loop. Attached to the upper end of the chain there is a small round bar or pin 8 as a guide for inserting the chain under the twisted portion of a suit hanger if the suit is enclosed in a cover over the hanger. The hook portion 9 of a suit hanger may be inserted into a metal bracket 10 attached to the plate, or may be supported on the chain as plainly shown by the broken lines in Fig. 3. A metal hook 11 is swingably attached to the top of the main plate for use when it is desired to hang the entire assembly of several suits on the carrier. When not so used the hook occupies its

2

rest position by swinging to same as indicated by broken lines in Fig. 3. The leather tab 3 is for use by sewing same to a cloth cover 12 when same is used in combination with the carrier, otherwise the tab remains idle as shown plainly in Fig. 4.

From the foregoing it will appear that the carrier may be used with suit hangers swung in the metal bracket on the plate, but if there are too many hangers to be accommodated by the bracket, then the chain is used which will take care of several additional hangers. As the chain is adapted for being inserted in the slot in the top of the plate it may be set to have less looped space if desired.

The carrier may be made of any material suitable for the purpose as the invention resides in the arrangement and combination of the parts, not the material of which they are made. Also may be made in different sizes and capacities. While I have shown and described the preferred embodiment of my invention, I do not wish to limit same to the exact and precise details of structure, but reserve the right to make all modifications and changes so long as they remain within the spirit and scope of the invention and the following claims.

Having described my invention I claim:

1. A suit hanger carrier of the character described comprising, in combination a flat stiff plate having an outline similar to the outline of a standard electric light globe, the wider end of the plate being the top portion thereof, a metal hook attached swingable in the top edge of the said plate, a piece of leather strap attached by one end thereof to the top portion of the plate with the other end attached to the lower portion of the plate to thus form a handle thereon, a piece of leather as a tab attached by one end between the lower end of the handle strap and the plate, said tab being adapted for attachment to a suit cover, a piece of ball-type metal chain attached by one end thereof in the said plate and extending from the face of the plate opposite the said handle, a comparatively long guide pin attached to the free end of said chain, the said assembled parts being adapted for carrying a plurality of wire-type suit hangers thereon.

2. A suit hanger carrier of the character described comprising, a flat stiff metal plate, a metal hook attached swingable to the plate and adapted for hanging the plate on a supporting element, a piece of leather strap attached by one end thereof to the top portion of the plate with its other end attached to the lower portion of the

3

plate to thus form a handle adapted for carrying the plate, a piece of leather as a tab attached by one end thereof between the lower end of the handle strap and the plate, said tab being adapted for attachment to a suit cover for carrying same, a piece of ball-type metal chain attached by one end thereof in the said plate and extending from the face of the plate opposite the said handle, said chain having a pin attached to its free end, said parts being adapted to carry a plurality of suit hangers in said chain while the assembly is being carried by its handle, and said hook being adapted for hanging the assembly when not being carried by the handle.

CLAY L. THREETON.

16

4

REFERENCES CITED

The following references are of record in the file of this patent:

UNITED STATES PATENTS

Number	Name	Date
1,093,769	Corcoran	Apr. 21, 1914
1,610,966	Rike	Dec. 14, 1926
1,720,013	Stone	July 9, 1929
1,797,456	Walker	Mar. 24, 1931
2,378,665	Threeton	June 19, 1945
2,442,472	Segan	June 1, 1948