L. S. WEED.

CORSET SKIRT-SUPPORTER.

No. 193,582. Patented July 24, 1877.

fig. 1.

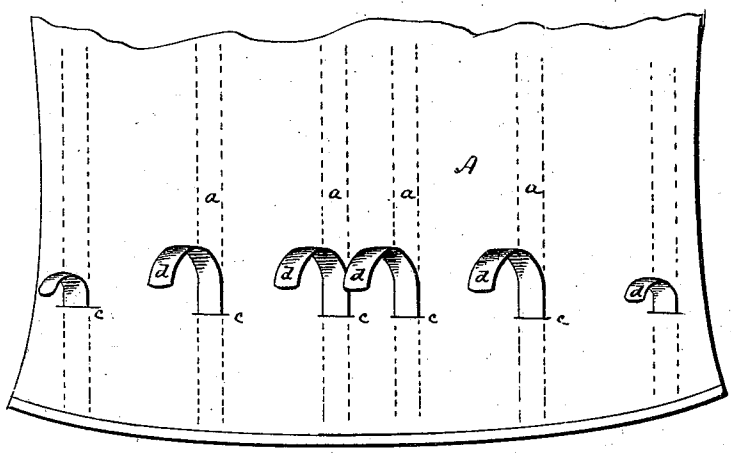

fig. 2.

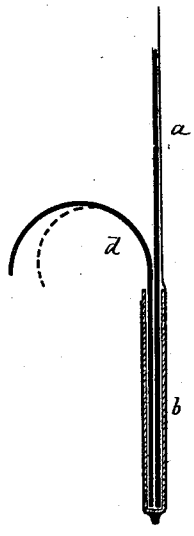

fig. 3

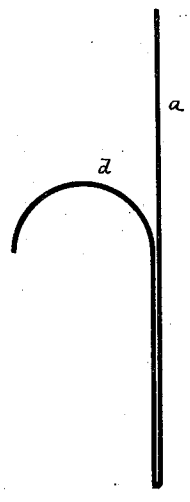

Witnesses.

J. H. Chumnay

Maria F. Lynch

Levi S. Weed

Inventor.

By Atty

John E. Earle

N. PETERS, PHOTO-LITHOGRAPHER, WASHINGTON, D. C.

UNITED STATES PATENT OFFICE.

LEVI S. WEED, OF NEW HAVEN, CONNECTICUT, ASSIGNOR TO CHARLES A. BALDWIN, OF SAME PLACE.

IMPROVEMENT IN CORSET SKIRT-SUPPORTERS.

Specification forming part of Letters Patent No. **193,582**, dated July 24, 1877; application filed June 30, 1877.

To all whom it may concern:

Be it known that I, LEVI S. WEED, of New Haven, in the county of New Haven and State of Connecticut, have invented a new Improvement in Corset Skirt-Supporter; and I do hereby declare the following, when taken in connection with the accompanying drawings and the letters of reference marked thereon, to be a full, clear, and exact description of the same, and which drawings constitute part of this specification, and represent, in—

Figure 1, a perspective view of the rear portion; and in Figs. 2 and 3, vertical sections.

This invention relates to an improvement in what are termed "corset skirt-supporters"—that is to say, supporters which are made as part of the corset, or constructed with stays like a corset—the object being the construction of an elastic supporter, or one which will yield, as, for instance, when the wearer is sitting, and leans against the back of the chair.

It consists in an auxiliary metallic or rigid pocket, combined with stay and spring-support, the end of the stay and the end of the support both introduced into the said auxiliary pocket, the support bent outward and downward, as more fully hereinafter described.

A represents the back of the corset, or the body of the supporter, constructed with several stays, *a*, more or less in number, the pockets for which are made in the usual manner. At the bottom of the fabricated pockets a short metallic pocket, *b*, is introduced, with an opening outward, as at *c*, the lower end of the stays *a* passed down into this metallic pocket, and outside the stays *a* into the metallic pockets. One end of the supporting-springs *d* is introduced, as seen in Fig. 2, the stay and the spring filling the pocket. The upper ends of the springs *d* are turned outward in a curved shape, and a succession of these turned-outward ends, as seen in Fig. 1, forms the skirt-supporter. The stays *a* hold the metallic pocket *b* in place, so that the strain upon the supporter will not tear or strain the fabric of the pocket at the opening *c*.

Instead of making the stay *a* and the supporting-spring *d* in separate pieces, they may be made in a single piece, as seen in Fig. 3, by doubling the lower end back and outward. The turned-out ends are elastic, and are easily forced inward, as seen in broken lines, Fig. 2, and return to their place when the pressure is removed. The springs may be covered, if desirable.

I am aware that metallic skirt-supporters have been formed by bending the stays, as, for instance, in the patent of Charles A. Baldwin, assignee in this case, dated July 28, 1874, No. 153,521; but in that construction the support is necessarily rigid, and therefore objectionable.

I claim—

The combination, in a skirt-supporter, of the vertical stays, the skirt-supporting springs, and the auxiliary metallic pockets, to inclose the lower ends of the said stays and springs, substantially as described.

LEVI S. WEED.

Witnesses:
JOHN E. EARLE,
M. I. LYNCH.