United States Patent [19]

Aderman et al.

[11] **Patent Number: Des. 309,448**

[45] **Date of Patent: ** Jul. 24, 1990**

[54] **DISK DRIVE**

[75] Inventors: **Wayne L. Aderman**, Zumbro Falls, Minn.; **Willis Y. Jordan**, Birmingham, Ala.; **Timothy J. Rodd**, Lyndhurst, England; **Robert P. Tennant**, Endicott, N.Y.

[73] Assignee: **International Business Machines Corp.**, Armonk, N.Y.

[**] Term: **14 Years**

[21] Appl. No.: **174,479**

[22] Filed: **Mar. 28, 1988**

[52] **U.S. Cl.** **D14/109**

[58] **Field of Search** D14/100, 102, 106, 107, D14/109, 114; D13/40, 41; 360/97, 98, 99; 361/390-395; 364/708

[56] **References Cited**

U.S. PATENT DOCUMENTS

D. 279,374	6/1985	Benigni et al.	D14/100
D. 279,675	7/1985	Akiyama	D14/100
D. 292,515	10/1987	Martin	D14/109 X
D. 301,139	5/1989	Sato et al.	D14/109 X
4,712,843	12/1987	Castelli et al.	206/444 X

OTHER PUBLICATIONS

Computer Products, vol. 8, No. 8, Dec. 1986, p. 40, Computer Housing, shown top right of page.

FACOM Catalog, Apr. 2, 1986, (FACOM 9450), p. 1 (Model F9455 top right box), published by Fujitsu Limited.

Primary Examiner—Susan J. Lucas
Assistant Examiner—Freda S. Nunn
Attorney, Agent, or Firm—John S. Gasper

[57] **CLAIM**

The ornamental design for a disk drive, as shown and described.

DESCRIPTION

FIG. **1** is a top, front, right side perspective view of the disk drive showing our new design;

FIG. **2** is a right rear perspective view thereof;

FIG. **3** is a front elevational view thereof on an enlarged scale;

FIG. **4** is a right side elevational view thereof on an enlarged scale.

The left side of the design is identical to the right side.

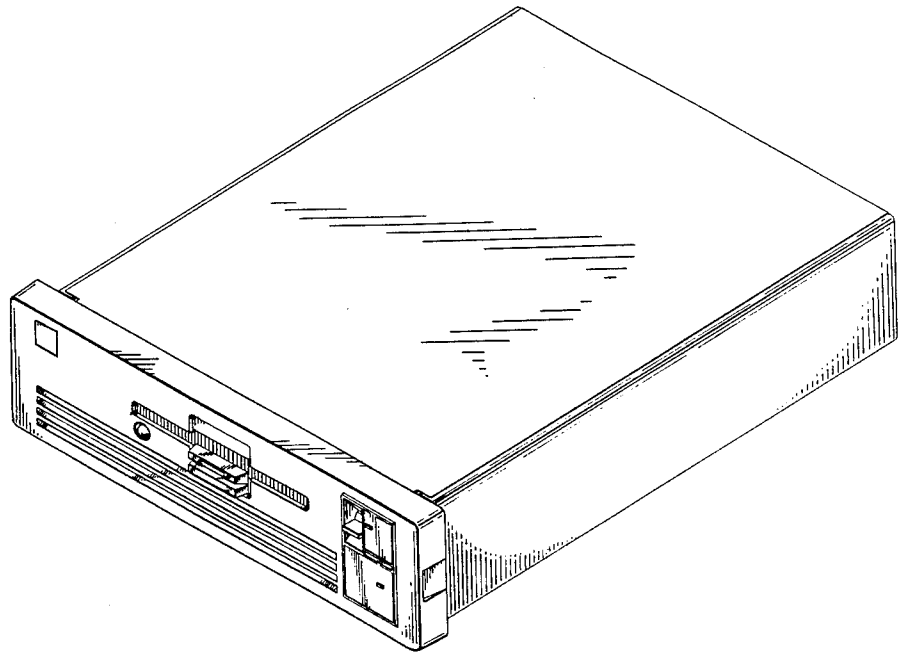

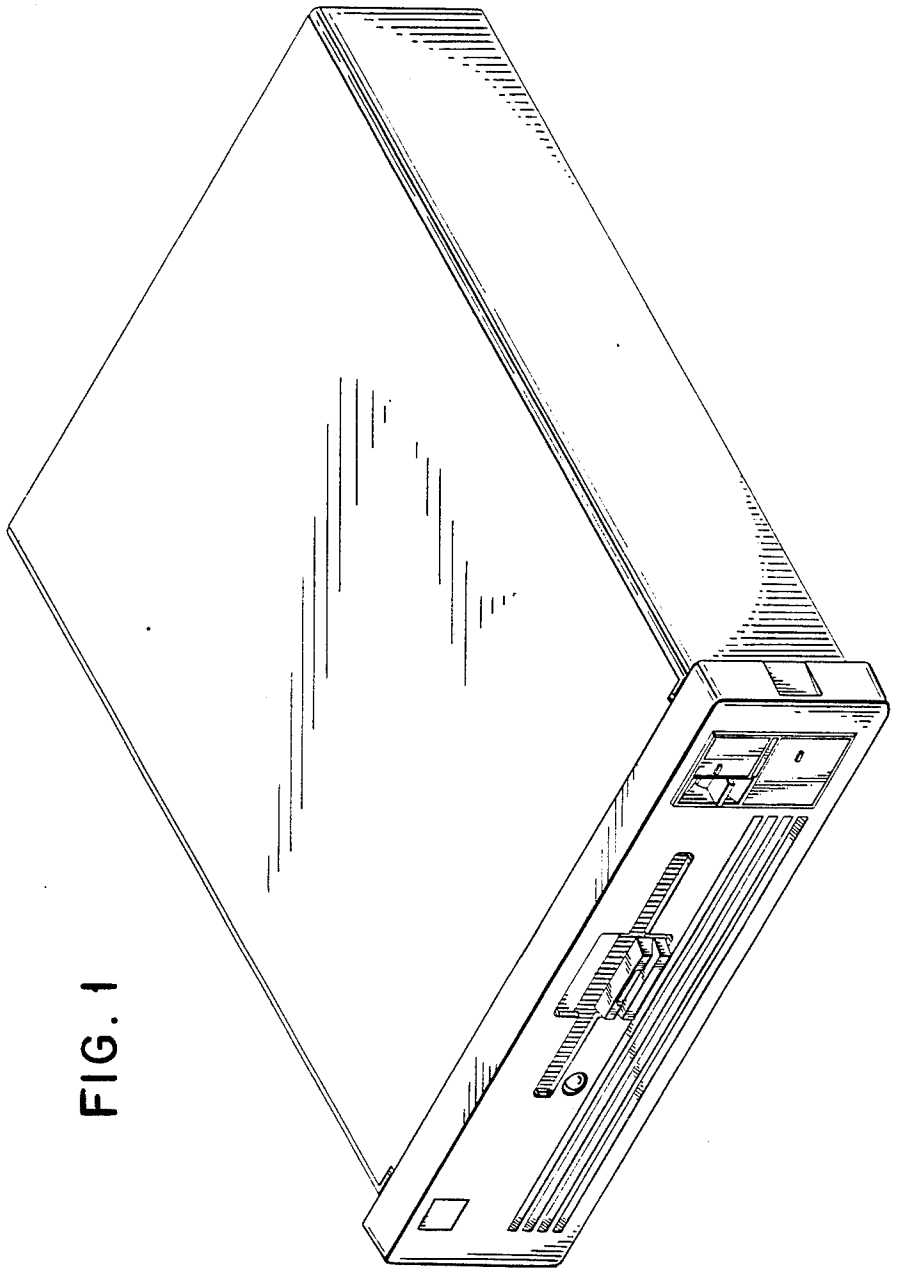

FIG. 1

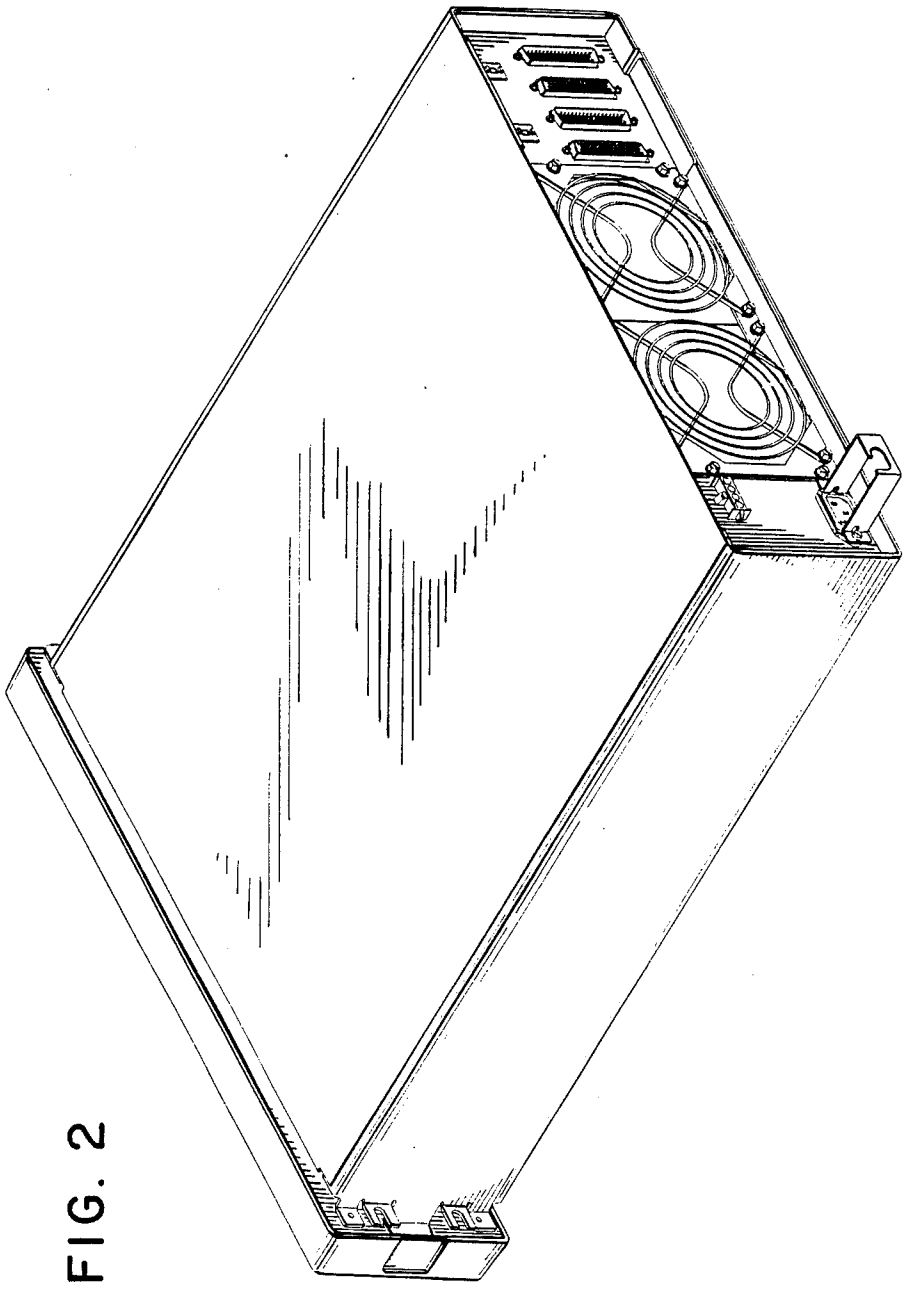

FIG. 2

FIG. 3

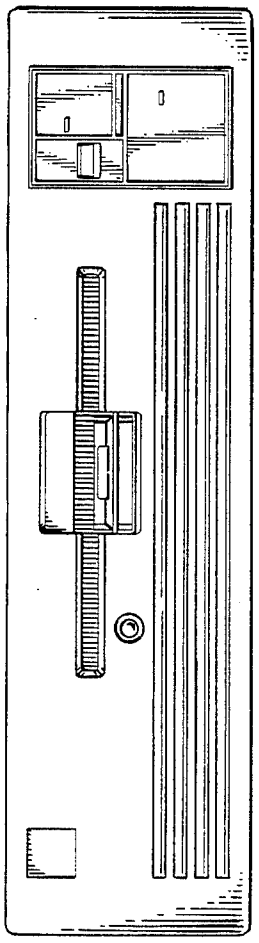

FIG. 4

