



(86) **Date de dépôt PCT/PCT Filing Date:** 2012/05/17
(87) **Date publication PCT/PCT Publication Date:** 2012/11/22
(45) **Date de délivrance/Issue Date:** 2020/08/25
(85) **Entrée phase nationale/National Entry:** 2013/11/12
(86) **N° demande PCT/PCT Application No.:** US 2012/038230
(87) **N° publication PCT/PCT Publication No.:** 2012/158856
(30) **Priorité/Priority:** 2011/05/17 (US61/486,783)

(51) **Cl.Int./Int.Cl. A61K 33/24** (2019.01),
A61K 31/416 (2006.01), **A61P 35/00** (2006.01)
(72) **Inventeur/Inventor:**
SHESHBARADARAN, HOOSHMAND, US
(73) **Propriétaire/Owner:**
BOLD THERAPEUTICS, INC., CA
(74) **Agent:** GOWLING WLG (CANADA) LLP

(54) **Titre : MEDICAMENTS ET PROCEDES POUR TRAITER LE CANCER**
(54) **Title: MEDICAMENTS AND METHODS FOR TREATING CANCER**

(57) **Abrégé/Abstract:**
Medicaments and methods for treating cancer are disclosed.

(12) INTERNATIONAL APPLICATION PUBLISHED UNDER THE PATENT COOPERATION TREATY (PCT)

(19) World Intellectual Property Organization
International Bureau



(10) International Publication Number
WO 2012/158856 A3

(43) International Publication Date
22 November 2012 (22.11.2012)

- (51) International Patent Classification:
A61K 31/495 (2006.01) A61P 35/00 (2006.01)
A61K 9/14 (2006.01)
- (21) International Application Number:
PCT/US2012/038230
- (22) International Filing Date:
17 May 2012 (17.05.2012)
- (25) Filing Language: English
- (26) Publication Language: English
- (30) Priority Data:
61/486,783 17 May 2011 (17.05.2011) US
- (71) Applicant (for all designated States except US): **NIKI PHARMA INC.** [US/US]; 80 River Street Suite 5D, Hoboken, New Jersey 07030 (US).
- (72) Inventor; and
- (75) Inventor/Applicant (for US only): **SHESH-BARADARAN, Hooshmand** [US/US]; 80 River Street Suite 5D, Hoboken, New Jersey 07030 (US).
- (74) Agent: **ZHU, James**; Jun He Law Offices P.C., 2275 East Bayshore Road Suite 101, Palo Alto, California 94303 (US).
- (81) Designated States (unless otherwise indicated, for every kind of national protection available): AE, AG, AL, AM, AO, AT, AU, AZ, BA, BB, BG, BH, BR, BW, BY, BZ, CA, CH, CL, CN, CO, CR, CU, CZ, DE, DK, DM, DO,

DZ, EC, EE, EG, ES, FI, GB, GD, GE, GH, GM, GT, HN, HR, HU, ID, IL, IN, IS, JP, KE, KG, KM, KN, KP, KR, KZ, LA, LC, LK, LR, LS, LT, LU, LY, MA, MD, ME, MG, MK, MN, MW, MX, MY, MZ, NA, NG, NI, NO, NZ, OM, PE, PG, PH, PL, PT, QA, RO, RS, RU, RW, SC, SD, SE, SG, SK, SL, SM, ST, SV, SY, TH, TJ, TM, TN, TR, TT, TZ, UA, UG, US, UZ, VC, VN, ZA, ZM, ZW.

(84) Designated States (unless otherwise indicated, for every kind of regional protection available): ARIPO (BW, GH, GM, KE, LR, LS, MW, MZ, NA, RW, SD, SL, SZ, TZ, UG, ZM, ZW), Eurasian (AM, AZ, BY, KG, KZ, RU, TJ, TM), European (AL, AT, BE, BG, CH, CY, CZ, DE, DK, EE, ES, FI, FR, GB, GR, HR, HU, IE, IS, IT, LT, LU, LV, MC, MK, MT, NL, NO, PL, PT, RO, RS, SE, SI, SK, SM, TR), OAPI (BF, BJ, CF, CG, CI, CM, GA, GN, GQ, GW, ML, MR, NE, SN, TD, TG).

Declarations under Rule 4.17:

- as to applicant's entitlement to apply for and be granted a patent (Rule 4.17(ii))
- as to the applicant's entitlement to claim the priority of the earlier application (Rule 4.17(iii))

Published:

- with international search report (Art. 21(3))
- before the expiration of the time limit for amending the claims and to be republished in the event of receipt of amendments (Rule 48.2(h))

[Continued on next page]

(54) Title: MEDICAMENTS AND METHODS FOR TREATING CANCER

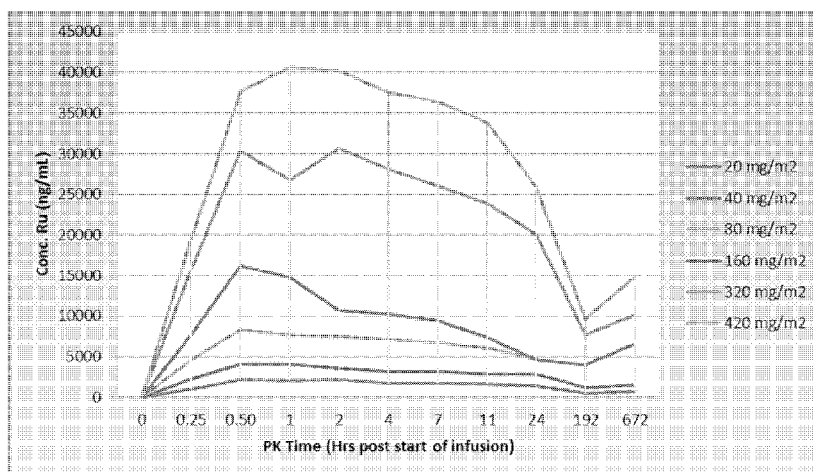


Figure 1

(57) Abstract: Medicaments and methods for treating cancer are disclosed.

WO 2012/158856 A3

WO 2012/158856 A3 

(88) Date of publication of the international search report:
31 January 2013

MEDICAMENTS AND METHODS FOR TREATING CANCER

FIELD OF THE INVENTION

This invention generally relates to a method of treating cancer, and particularly to a dosing regimen and dosing units comprising sodium *trans*-[tetrachlorobis(1H-indazole)ruthenate (III)].

BACKGROUND OF THE INVENTION

A number of ruthenate compounds are known in the art to be useful as anti-tumor compounds. See *e.g.*, US Patent No. 4,843,069; PCT Publication No. WO 9736595, and US Application Publication No. 2005032801. In particular, the ruthenium complex salts indazolium *trans*-[tetrachlorobis(1H-indazole)ruthenate (III)] and sodium *trans*-[tetrachlorobis(1H-indazole)ruthenate (III)] have been shown to be highly potent in inducing apoptosis in certain types of cancer. See U.S. Patent No. 7,338,946.

SUMMARY OF THE INVENTION

The present invention is at least in part based on the discovery of a minimum effective dose and a maximal tolerated dose of sodium *trans*-[tetrachlorobis(1H-indazole)ruthenate (III)] administered to a patient for treating cancer. The present invention is at least in part based on the discovery of a superior dosing schedule for intravenously administering sodium *trans*-[tetrachlorobis(1H-indazole)ruthenate (III)] to a patient for treating cancer.

Accordingly, in a first aspect, the present invention relates to a pharmaceutical unit dosage form having more than 500 mg of sodium *trans*-[tetrachlorobis(1H-indazole)ruthenate (III)] and being substantially free of indazolium hydrochloride, or having from 400 to 1600 mg of sodium *trans*-[tetrachlorobis(1H-indazole)ruthenate (III)]; for the treatment of a cancer in a patient which is a human patient.

In another aspect, the present invention provides a pharmaceutical unit dosage form having greater than 500 mg of sodium *trans*-[tetrachlorobis(1H-indazole)ruthenate (III)] and is substantially free of indazolium hydrochloride. Preferably, the pharmaceutical unit dosage form has from about 600 to about 1000 mg of sodium *trans*-


[tetrachlorobis(1H-indazole)ruthenate (III)] and is substantially free of indazolium hydrochloride. Also preferably the pharmaceutical unit dosage form contains from 650 to 1000 mg of sodium *trans*-[tetrachlorobis(1H-indazole)ruthenate (III)]. The pharmaceutical unit dosage forms may be, e.g., lyophilized powder in a vial. Relevant to this aspect, a medicament is also provided having from 600 mg to 1600 mg of sodium *trans*-[tetrachlorobis(1H-indazole)ruthenate (III)].

In another aspect, a method of treating cancer is provided comprising administering a pharmaceutical composition comprising sodium *trans*-[tetrachlorobis(1H-indazole)ruthenate (III)] intravenously to a patient in need of treatment of cancer at an amount of from greater than 500 mg to 1562.5 mg, preferably at an amount greater than 600 mg. Also preferably, the pharmaceutical composition is substantially free of indazolium hydrochloride. In some embodiments, the sodium *trans*-[tetrachlorobis(1H-indazole)ruthenate (III)] is administered once a week, preferably once on each day 1, day 8 and day 15 of a 28-day or monthly cycle.

In another aspect, a method of treating cancer is provided, comprising administering a therapeutically effective amount of sodium *trans*-[tetrachlorobis(1H-indazole)ruthenate (III)] to a patient in need of treatment of cancer, intravenously on a dosing schedule of once a week, preferably on each day 1, day 8 and day 15 of a 28-day or monthly cycle. Preferably, sodium *trans*-[tetrachlorobis(1H-indazole)ruthenate (III)] is administered at an amount of at least 320 mg/m² based on the body surface area (BSA) of the patient, preferably at an amount of from 320 mg/m² to 625 mg/m² based on the body surface area (BSA) of the patient.

The present invention also provides a method of treating cancer comprising administering to a patient in need of treatment the compound sodium *trans*-[tetrachlorobis(1H-indazole)ruthenate (III)] at an amount from 320 mg/m² to 625 mg/m² based on the body surface area (BSA) of the patient, preferably through intravenous infusion.

In yet another aspect, a method is provided for treating cancer comprising administering to a patient a medication for preventing infusion fever prior to the administration of sodium *trans*-[tetrachlorobis(1H-indazole)ruthenate (III)] intravenously



2a

to the patient. The fever-preventing drug may be a steroid such as prednisone or dexamethasone.

The foregoing and other advantages and features of the invention, and the manner in which the same are accomplished, will become more readily apparent upon consideration of the following detailed description of the invention taken in conjunction with the accompanying examples, which illustrate exemplary embodiments.

BRIEF DESCRIPTION OF THE DRAWINGS

Figure 1 is the PK curves arranged from the bottom to the top correspond to drug doses of 20 mg/m², 40 mg/m², 80 mg/m², 160 mg/m², 320 mg/m² and 420 mg/m², respectively;

Figure 2: Total ruthenium levels measured by ICP-MS. **A)** Plasma ruthenium levels for Cycle 1 Day 1 (C1D1), Cycle 1 Day 8 (C1D8) and Cycle 2 Day 1 (C2D1); **B)** drug dose proportionality of C_{max}; **C)** drug dose proportionality AUC₀₋₂₄.

DETAILED DESCRIPTION OF THE INVENTION

The present invention provides a method of treating cancer, comprising administering a therapeutically effective amount of sodium *trans*-[tetrachlorobis(1H-indazole)ruthenate (III)] to a patient in need of treatment of cancer, intravenously on a dosing schedule of once a week. Preferably, the sodium *trans*-[tetrachlorobis(1H-indazole)ruthenate (III)] is in a pharmaceutical composition substantially free of indazolium hydrochloride. As used herein and in the description below, the term “substantially free of indazolium hydrochloride” means that in the pharmaceutical composition the molar ratio of sodium *trans*-[tetrachlorobis(1H-indazole)ruthenate (III)] to indazolium hydrochloride is at least 4 to 1. In preferred embodiments, the molar ratio of sodium *trans*-[tetrachlorobis(1H-indazole)ruthenate (III)] to indazolium hydrochloride is at least 10:1 or greater, and more preferably 20:1 or greater.

In some embodiments, sodium *trans*-[tetrachlorobis(1H-indazole)ruthenate (III)] is administered each time at an amount of at least about 400 or 500 mg, or at least about 320 mg/m² based on the body surface area (BSA) of the patient. In preferred embodiments, the patient is administered once on each of day 1, day 8 and day 15 of a

28-day cycle, preferably each at an amount of at least about 320 mg/m² based on the body surface area (BSA) of the patient, or at an absolute amount of at least about 400 or 500 mg. The BSA can be calculated using the Modified Dubois, i.e., $BSA (m^2) = 0.007184 \times \text{Height}(cm)^{0.725} \times \text{Weight}(kg)^{0.425}$.

In preferred embodiments, the amount of sodium *trans*-[tetrachlorobis(1H-indazole)ruthenate (III)] administered to a patient at each administration, e.g., in the one time on day 1, is at least about 320 mg/m², preferably between about 320 mg/m² and about 625 mg/m².

The dosage range of from about 320 mg/m² and about 625 mg/m² was discovered during a human dose escalating clinical trial, from which 320 mg/m² was determined to be the minimum effective dosage for general use of treating cancer while 625 mg/m² was the maximal tolerated dose.

Thus, in another aspect, the present invention provides a method of treating cancer, comprising administering intravenously to a patient in need of treatment of cancer sodium *trans*-[tetrachlorobis(1H-indazole)ruthenate (III)] at an amount of at least about 320 mg/m², preferably between about 320 mg/m² and about 625 mg/m² based on the patient's BSA. The BSA of normal adults typically ranges from 1.5 to about 2.5 m². Thus, in some embodiments, a method of treating cancer comprises administering intravenously to a patient in need of treatment of cancer sodium *trans*-[tetrachlorobis(1H-indazole)ruthenate (III)] at an amount of about 400 mg to about 1600 mg, or about 400 mg to about 1500 mg, or about 400 mg to about 1400 mg, or about 400 mg to about 1200 mg, preferably 480 mg to about 1600 mg, 500 mg to about 1562.5 mg, preferably an amount that is greater than about 600 mg but preferably less than about 1600 mg. Preferably, sodium *trans*-[tetrachlorobis(1H-indazole)ruthenate (III)] is administered in a pharmaceutical composition that is substantially free of indazole hydrochloride. Preferably the pharmaceutical composition is administered once a week, and preferably once on each of day 1, day 8 and day 15 of a 28-day cycle. In some embodiments, sodium *trans*-[tetrachlorobis(1H-indazole)ruthenate (III)] is intravenously administered in an amount of greater than 600 mg, e.g., from greater than 600 mg to about 1200 mg. For example, in preferred embodiments, an amount of from greater than 600 mg to about 1200 or 1400 mg is administered intravenously once a week, or according to the

following schedule: from greater than 600 mg to about 1200 or 1400 mg on day 1, from greater than 600 mg to about 1200 or 1400 mg on day 8, and from greater than 600 mg to about 1200 or 1400 mg on day 15 of a 28-day or monthly cycle. That is, after one 28-day or a month period, in which a patient is administered from greater than 600 mg to about 1200 or 1400 mg on days 1, 8 and 15 of that 28-day period, the same amount is administered to the patient on days 1, 8, and 15 of the next 28-day period, and repeating the administration cycle if necessary. In preferred embodiments, the sodium *trans*-[tetrachlorobis(1H-indazole)ruthenate (III)] is in a pharmaceutical composition substantially free of indazolium hydrochloride.

In another aspect, the present invention provides a method of treating cancer, comprising administering intravenously to a patient in need of treatment of cancer sodium *trans*-[tetrachlorobis(1H-indazole)ruthenate (III)] at an amount sufficient to arrive at a plasma C_{max} of at least about 30 $\mu\text{g/ml}$ and/or a plasma AUC_{0-192} (AUC within the period of 192 hours after administration) of at least 2500 $\mu\text{g/ml}\cdot\text{hr}$ as measured by ruthenium (III). Preferably, the amount of sodium *trans*-[tetrachlorobis(1H-indazole)ruthenate (III)] is administered such that the plasma C_{max} is less than about 50 $\mu\text{g/ml}$ and/or a plasma AUC_{0-192} (AUC within the period of 192 hours after administration) of less than about 4500 $\mu\text{g/ml}\cdot\text{hr}$ as measured by ruthenium (III). Figures 1-2 show the pharmacokinetics behavior of sodium *trans*-[tetrachlorobis(1H-indazole)ruthenate (III)] in patients. In preferred embodiments, the sodium *trans*-[tetrachlorobis(1H-indazole)ruthenate (III)] is in a pharmaceutical composition substantially free of indazolium hydrochloride.

Sodium *trans*-[tetrachlorobis(1H-indazole)ruthenate(III)] can be made in any methods known in the art. For example, PCT Publication No. WO/2008/154553 discloses an efficient method of making sodium *trans*-[tetrachlorobis(1H-indazole)ruthenate(III)].

In accordance with the present invention, it is provided a use of sodium *trans*-[tetrachlorobis(1H-indazole)ruthenate(III)] at an amount of from about 400 mg to about 1200 mg, about 1500 mg or about 2000 mg, preferably from more than 500 mg to about 1000 mg or 1200 mg, more preferably from about 600 mg or 650 mg to about 1000 mg or 1200 mg for the manufacture of an intravenously injectable medicament useful for

treating cancer. Injectable forms are generally known in the art, e.g., in buffered solution or suspension.

In another aspect, the present invention provides a pharmaceutical unit dosage form having greater than about 500 mg of sodium *trans*-[tetrachlorobis(1H-indazole)ruthenate (III)] and is substantially free of indazolium hydrochloride. Preferably, the pharmaceutical unit dosage form has from about 600 mg or 650 mg to about 1600 mg, preferably from about 600 to about 1000 mg of sodium *trans*-[tetrachlorobis(1H-indazole)ruthenate (III)] and is substantially free of indazolium hydrochloride. The pharmaceutical unit dosage forms may be, e.g., lyophilized powder in a vial. A medicament is also provided having from about 600 mg to about 1600 mg of sodium *trans*-[tetrachlorobis(1H-indazole)ruthenate (III)].

It has been discovered that at therapeutically effective doses, intravenous infusion of sodium *trans*-[tetrachlorobis(1H-indazole)ruthenate (III)] is associated with a higher incidence of fever or chill, which can be prevented by premedication with steroids. Thus, in another aspect, a method is provided for treating cancer comprising administering to a patient a medication effective for preventing or reducing infusional fever, and thereafter administering a therapeutically effective amount of sodium *trans*-[tetrachlorobis(1H-indazole)ruthenate (III)]. The interval between the two different administrations may be from 0 to about 2 hours, preferably between 30 minutes and 1 hour. To put it differently, the invention provides the use of sodium *trans*-[tetrachlorobis(1H-indazole)ruthenate (III)] for the manufacture of a medicament for treating a cancer patient who has been treated with a medication effective for preventing or reducing infusional fever, e.g., within the previous 30 minutes to about 2 hours. Medications for preventing or ameliorating fever are known in the art. Steroids are most often used, e.g., prednisone and dexamethasone, which are well known drugs, and a skilled artisans should know how to administer such drugs for purposes of preventing or reducing fever. For example, dexamethasone may be administered IV at an amount of 4-10 mg. Additional premedications such as 5HT₃ antagonists (serotonin antagonists) like ondansetron and granisetron may also be administered prior to the administration of sodium *trans*-[tetrachlorobis(1H-indazole)ruthenate (III)].

In yet another aspect, the invention provides a method of treating head and neck cancer, particularly head and neck carcinoma, comprising administering to a patient in need of treatment an effective amount of sodium *trans*-[tetrachlorobis(1H-indazole)ruthenate (III)]. In one embodiment, the head and neck cancer patient has previously been treated with a platinum agent, e.g., carboplatin, and/or a taxane (e.g., paclitaxel, docetaxol). The patient may be resistant to, or refractory to, such other agents. The amount of sodium *trans*-[tetrachlorobis(1H-indazole)ruthenate (III)] to be used may be according to the amount described herein.

EXAMPLE

Two Phase I dose-escalation clinical studies involving sodium *trans*-[tetrachlorobis(1H-indazole)ruthenate (III)] (“test drug”) have been conducted. The primary objective of both studies is to determine the safety, tolerability and maximal tolerated dose (MTD) of the test drug. Secondary objectives are to estimate the PK parameters, to identify any preliminary evidence of anti-tumor activity of the test drug in patients with advanced cancers, and to explore pharmacodynamic (PD) endpoints which may be of use in the further development of the test drug.

In the first trial which has been conducted in two centers in the US, the “test drug” was given intravenously once a week, i.e., on days 1, 8, and 15 of each 28-day cycle to patients with advanced solid tumors refractory to treatment. The patients had advanced solid tumors that had been heavily treated previously, had failed an average of 7 previous lines of chemotherapy, and had progressing disease at the time of entry into the trial. Standard 3 + 3 design with expanded cohort up to 25 patients at the maximal tolerated dose (MTD).

Major Inclusion / Exclusion Criteria:

- Patients ≥ 18 years with histologically or cytologically confirmed advanced solid tumors refractory to standard therapies
- ECOG PS 0 or 1
- Adequate hematologic, hepatic and renal function
- No symptomatic CNS metastases, no primary brain tumors
- No evidence of ischemia, recent MI, or significant abnormality on ECG
- No Peripheral neuropathy \geq Grade 2
- Minimum life expectancy ≥ 12 weeks

Definition of Dose Limiting Toxicity (DLT):

Toxicity severity graded according to the CTCAE (ver. 3.0); occurring during Cycle 1 and related to test drug:

- Grade 4 neutropenia for ≥ 7 days
- Febrile neutropenia
- Grade 4 thrombocytopenia or Grade
- $>$ Grade 2 neurotoxicity
- \geq Grade 2 cardiotoxicity
- Grade 2 hypersensitivity reaction or infusion reaction
- Any other non-hematologic Grade 3 or 4 toxicity other than nausea/vomiting or alopecia
- Inability to complete the first cycle due to any toxicity *thought to be related to test drug*.

The demographics of the patients enrolled are summarized in Table 1 below:

Table 1

Patients enrolled to date		N = 46		
Gender	Male / Female	25 / 21		
Age, years	Median (Range)	61 years (28 - 78 years)		
Race	Caucasian / Black / Other	42 / 3 / 1		
Number of prior systemic therapies	Median (Range) Unknown	4 (0 - 8)* 14		
Tumor type	CRC	11	Thymic	1
	NSCLC	9	Sarcoma	1
	Neuroendocrine (NET)	5	SCLC	1
	H&N	4	Adrenal	1
	Breast	3	Cholangiocarcinoma	1
	Pancreatic	2	Cervical	1
	Ovarian	2	Unknown primasy	1
	GE Junction	2		

Table 2 summarizes the patients enrolled.

Table 2 Enrollment

Dose level (mg/m ²)	Patients dosed	Patients w/ DLT	Patients replaced in due to PD in Cycle 1
20	1		
40	1		
80	1		
160	1		
320	7	1	1
420	5		2
500	3		
625	6	1	
780	9	3	1
Expanded Cohort (625)	12	NA	

DLT dose was set at 780 mg/m² and MTD was set at 625 mg/m² due to the dose limiting toxicity seen in 3 patients at the 780 mg/m² dose level:

Table 3: DLT Seen at 780 mg/m²

780 mg/m ²	A 78 year old female had Grade 2 nausea, Grade 1 vomiting, Grade 1 fatigue following Cycle 1 Day 1 dosing associated with a Grade 2 creatinine elevation which returned to baseline within 1 week.
	69 year old female had Grade 3 vomiting and Grade 3 dehydration following Cycle 1 Day 1 dosing associated with Grade 2 creatinine elevation which returned to baseline within 3 weeks.
	A 53 year old male had an infusion reaction consisting of fever and chills. He had not been premedicated with steroids

36 pts completed \geq one cycle of therapy and are evaluable to assess antitumor efficacy. In this heavily pretreated population, efficacy was assessed by partial response or stable disease for \geq 12 weeks. All patients had PD at study entry. Table 4 summarizes the patients who had response (either partial response (PR) or stable disease (SD)).

Table 4

Dose level (mg/m ²)	Total drug (mg)	Primary Tumor Type	# of Prior systemic therapies	Response	Duration of therapy
320	531	NSCLC	7	SD	16 weeks
320	630	NET	3	PR	100+ weeks
320	618	NSCLC	4	SD	16 weeks
420	832	NET	0*	SD	24 weeks
500	890	Unknown primary	2	SD	22 weeks
625	1175	GE Junction	3	SD	12 + weeks
625	1190	CRC	3	SD	12 weeks
780	1450	Sarcoma	3	SD	16 weeks
780	1544	NET	1	SD	27+ weeks
*Failed 4 prior chemo- and Yttrium-embolization procedures					

The second trial was conducted in two centers in the United Kingdom (UK) with the test drug being administered on days 1 through 4 of each 21-day cycle to patients with advanced solid tumors refractory to treatment. The patients had been heavily pre-treated and had failed an average of 3 previous lines of chemotherapy. Dose escalation progressed from 20 to 500 mg/m².

Table 5 sums up the detailed results in the UK trial.

Table 5

Patient* #	Dose mg/m ²	Tumor	# weeks of treatment	Anti-tumor effect (best response)
1	20	Esophageal	2	PD
2	40	Head & Neck	4	Stable disease
3	80	Mesothelioma	2	PD
4	160	Cecum	2	PD

5	320	Anal	1	PD
6	500	Rectal	4	Stable disease
7	500	Esophageal	2	PD

As can be seen in Tables 4 and 5, stable disease was achieved in a large number of heavily pretreated patients. In particular, tumor regression was seen in the US trial in a carcinoid tumor patient who had been heavily treated with various chemotherapeutics, and had failed all such prior treatment. Sodium *trans*-[tetrachlorobis(1H-indazole)ruthenate (III)] was administered at 320 mg/m² on day 1, day 8 & day 15 of each 28-day cycle to the patient with stage IV carcinoid tumor of small intestine. CT scan of target lesions was performed at baseline (BL) and end of every second cycle. The patient has been treated for over 100 weeks as of today, and the scans confirmed tumor regression and partial response. The patient still remains in the trial on the test drug as no tumor progression has occurred as of today. No major adverse event related to the test drug has been seen.

Head & Neck Patient: Among the treated patients was a 72 year old white male with head & neck carcinoma, adenocystic histology, completely resected in April 2003. This was Initial therapy consisted of radiotherapy (total dose 64 Gy) to the soft palate between May 2003 and July 2003 after which he achieved a partial response. Between October 2008 and February 2009, he received 6 cycles of carboplatin and paclitaxel with best response stable disease. Upon disease progression, therapy with carboplatin and paclitaxel was resumed with the addition of reolysin June 2009 through August 2009. His best response was progressive disease. The test drug was administered at 40 mg/m² on days 1 through 4 of each 21-day cycle. The treatment was initiated January 2010. The patient received 4 cycles of the test drug and stable disease was achieved in the patient.

Premedication: At the dose of 320 mg/m² and above, adverse reactions such as fever and chill were seen in the UK trial. Thereafter, in the US trial, in some patients, premedication of decadron (dexamethasone) was administered, with or without 5HT3

antagonists (serotonin antagonists) like ondansetron and granisetron. The decadron was given to prevent fever, at 4-10 mg IV. It was found that decadron was effective in preventing infusional fever. None of the patients premedicated with decadron had any incidence of infusion-related fever. In contrast, patients without premedication had a high likelihood of infusional fever. See Table 6 below.

Table 6

dosage	steroid premedication		no steroid premedication	
	# of patients	# with fever	# of patients	# with fever
320 mg/m ²	4	0	3	0
420 mg/m ²	2	0	3	2*
500 mg/m ²	2	0	1	1
625 mg/m ²	10	0	8	1
780 mg/m ²	6	0	3	1

*one with no premeds, the one had fever but then none after premed of additional doses

Pharmacokinetics: PK samples were obtained 0, 0.25, 0.5, 1, 2, 4, 6-8, 10-12, and 24 hours after the start of the infusion on Cycle 1 Day 1 as well as pre-infusion on Cycle 1 Day 8 and Cycle 2 Day 1. Plasma and urine were analyzed for total ruthenium [Ru] (free and bound). Selected PK data is provided in Tables 7 and 8. Figure 1 shows the plasma Ru levels over an extended period of time for doses of up to 420 mg/m². Peak plasma Ru levels were achieved by hour 2 (Figure 2A). There is accumulation of Ru following dosing noted by Cycle 1 Day 8 and Cycle 2 Day 1 levels. The estimated T_{1/2} is 91.4-112 hours.

Table 7: Selected PK Concentrations and Trough Values for the test drug

Dose Level	C1D1 Hour 24 ng/mL Ru	C1D8 Hour 0 ng/mL Ru	C2D1 Hour 0 ng/mL Ru
20 mg/m ²	1366	528	670
40 mg/m ²	2884	1197	1472
80 mg/m ²	4831	ND	ND
160 mg/m ²	4639	4000	6588
320 mg/m ²	20033	7667	10126
420 mg/m ²	25921	9595	14698

500 mg/m ²	28070	11880	13000
625 mg/m ²	35216	12303	14363
780 mg/m ²	43105	17001	22125

There is good dose proportionality of C_{max} and AUC₀₋₁₆₈ (Table 8 and Figure 2 B, C). In the 24 hours following Cycle 1 Day 1 dosing, there is low urinary excretion of the test drug derived ruthenium.

Table 8: Ru C_{max}, T_{max} and AUC₀₋₁₆₈ values for the test drug

Dose	C _{max} (ng/mL) (SD)	T _{max} (hr) (SD)	AUC ₀₋₁₆₈ (hr*ng/mL) (SD)	% of Dose Excreted in 24 hr ¹ (SD)
20 mg/m ²	2111 (na)	2.0 (na)	175400 (na)	BLQ
40 mg/m ²	4055 (na)	0.5 (na)	366500 (na)	BLQ
80 mg/m ²	8292 (na)	0.5 (na)	382300 (na)	BLQ
160 mg/m ²	16180 (na)	0.5 (na)	808200 (na)	BLQ
320 mg/m ²	32350 (6516)	1.57 (1.24)	2328000 (544800)	0.132 (0.051)
420 mg/m ²	42020 (12150)	2.5 (2.6)	3331000 (743300)	0.117 (0.042)
500 mg/m ²	49760		3674000	
625 mg/m ²	53220		4403000	
780 mg/m ²	71010		5516000	


¹ % of dose excreted in first 24 hr after Dose 1, Cycle 1

na: n=1, SD value not applicable

BLQ: Below the Limit of Quantitation; amount excreted too low to be detected

Although the foregoing invention has been described in some detail by way of illustration and example for purposes of clarity of understanding, it will be apparent that

certain changes and modifications may be practiced within the scope of the appended claims.



WHAT IS CLAIMED IS:

1. Use of a pharmaceutical unit dosage form comprising more than 500 mg of sodium *trans*-[tetrachlorobis(1H-indazole)ruthenate (III)] and comprising indazolium hydrochloride, wherein the molar ratio of sodium *trans*-[tetrachlorobis(1H-indazole) ruthenate (III)] to indazolium hydrochloride is at least 4 to 1, for the treatment of a neuroendocrine cancer in a patient in need thereof, the pharmaceutical unit dosage form being for intravenous use on a dosing schedule of once a week.
2. The use according to claim 1, wherein the molar ratio of sodium *trans*-[tetrachlorobis (1H-indazole) ruthenate (III)] to indazolium hydrochloride is at least 10 to 1.
3. The use according to claim 1, wherein the molar ratio of sodium *trans*-[tetrachlorobis (1H-indazole) ruthenate (III)] to indazolium hydrochloride is at least 20 to 1.
4. The use according to any one of claims 1 to 3, wherein the dosing scheduled is once on each day 1, day 8 and day 15 of a 28-day or monthly cycle.
5. The use according to any one of claims 1 to 4, wherein the sodium *trans*-[tetrachlorobis(1H-indazole)ruthenate (III)] is for use in an amount of at least 320 mg/m² based on the body surface area (BSA) of said patient.
6. The use according to any one of claims 1 to 4, wherein the sodium *trans*-[tetrachlorobis(1H-indazole)ruthenate (III)] is for use in an amount from 320 mg/m² to 625 mg/m² based on the body surface area (BSA) of said patient.
7. The use according to any one of claims 1 to 6, wherein the sodium *trans*-[tetrachlorobis(1H-indazole)ruthenate (III)] is for use after use of a medication for preventing an infusional fever.
8. The use according to claim 7, wherein said medication for preventing infusional fever is a steroid.

9. The use according to claim 8, wherein said steroid is prednisone or dexamethasone.
10. The use according to any one of claims 1 to 9, wherein the sodium *trans*-[tetrachlorobis(1H-indazole)ruthenate (III)] is for use so that patient plasma C_{\max} is less than 50 $\mu\text{g/mL}$.
11. The use according to any one of claims 1 to 10, wherein the cancer is associated with a solid tumor refractory to treatment.
12. The use according to any one of claims 1 to 11, wherein the use results in stable disease in the patient.
13. The use according to any one of claims 1 to 12, wherein the pharmaceutical unit dosage form comprises from 600 to 1000 mg of sodium *trans*-[tetrachlorobis(1H-indazole)ruthenate (III)].
14. The use according to any one of claims 1 to 12, wherein the pharmaceutical unit dosage form comprises from 600 to 1600 mg of sodium *trans*-[tetrachlorobis(1H-indazole)ruthenate (III)].
15. The use according to any one of claims 1 to 12, wherein the pharmaceutical unit dosage form comprises from 650 to 1000 mg of sodium *trans*-[tetrachlorobis(1H-indazole)ruthenate (III)].
16. The use according to any one of claims 1 to 15, wherein said unit dosage form is a lyophilized powder in a vial.

1/3

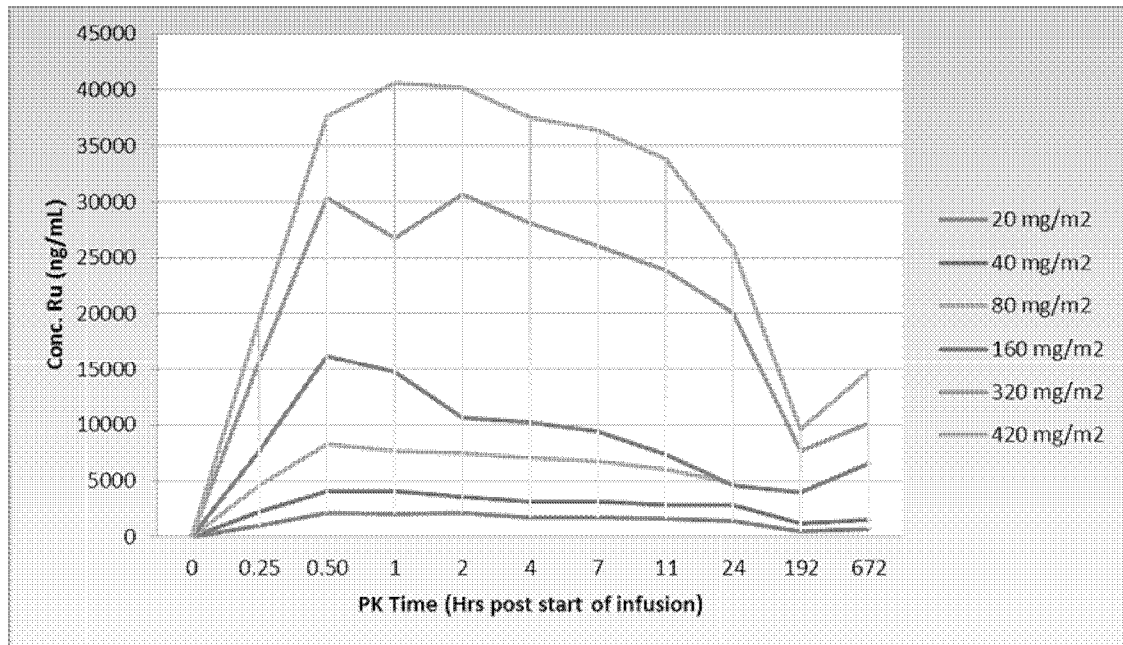


Figure 1

A.

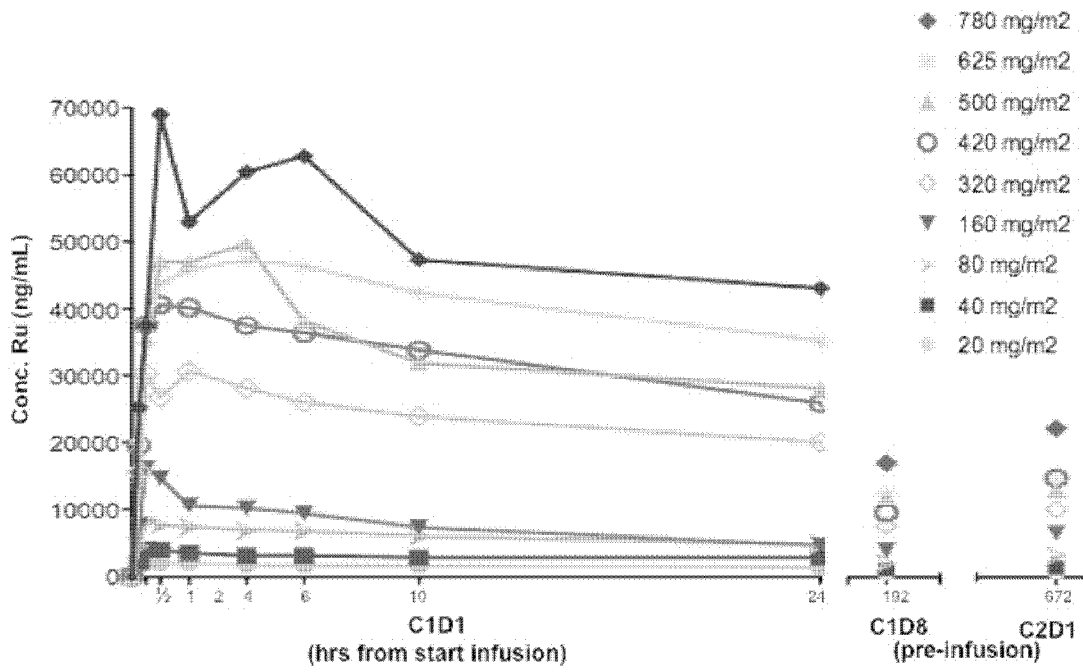
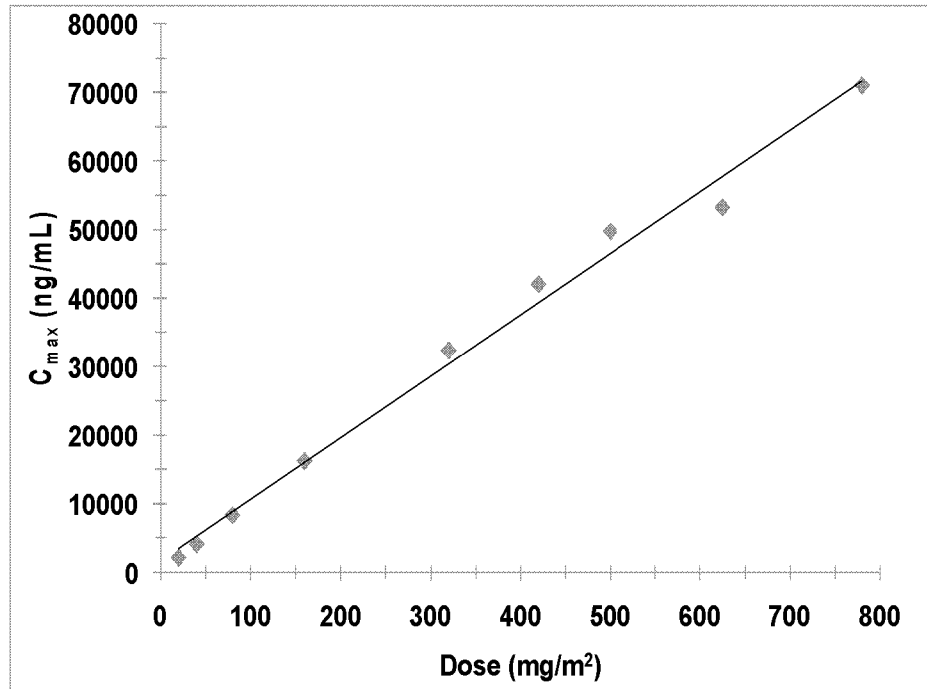


Figure 2 (A)

3/3

B



C

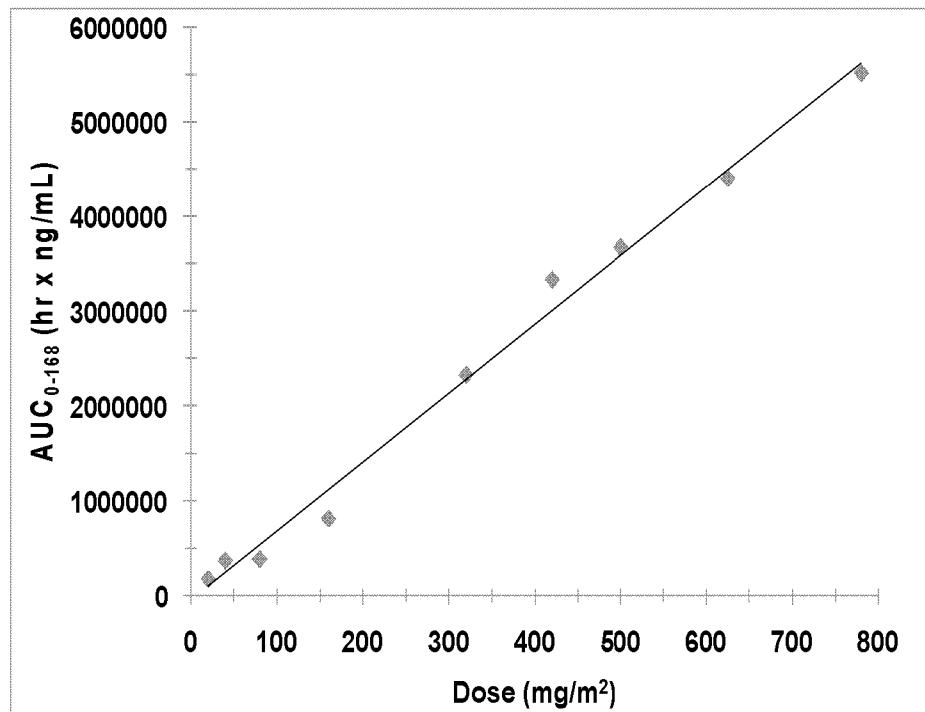


Figure 2 (B, C)