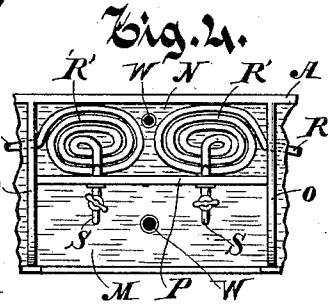
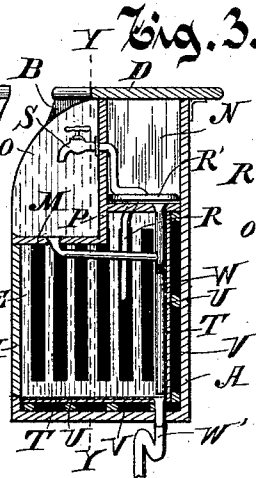
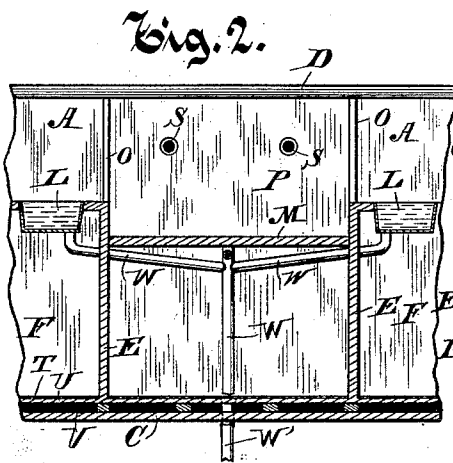
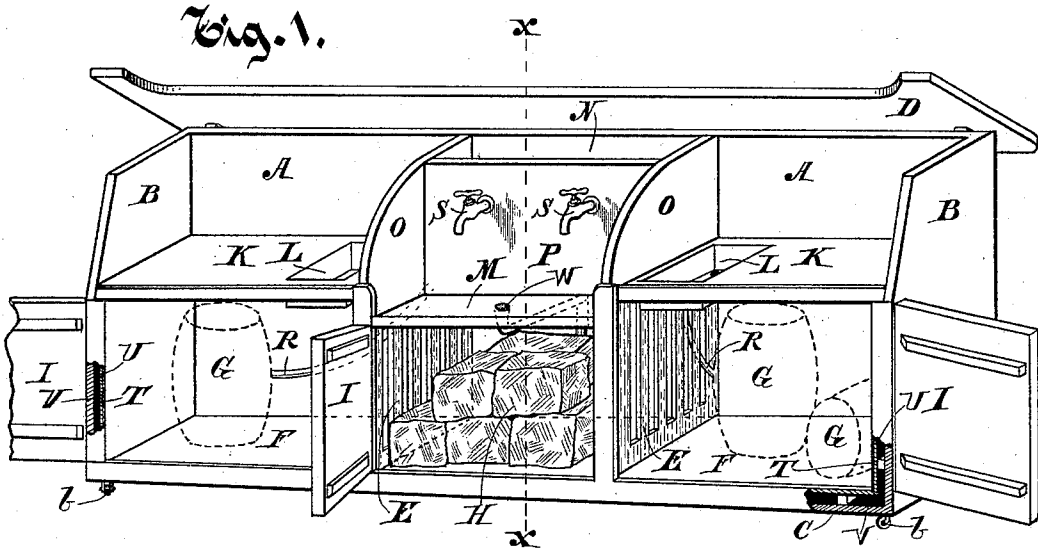


(No Model.)

J. F. KAUSLER.  
BAR AND BEER COOLER.

No. 395,331.

Patented Jan. 1, 1889.



Witnesses.

*A. Keener,*  
*Anna Kautz*

Inventor.

*J. Frederick Kausler*  
*By Erwin Deuchik*  
Attorneys.

# UNITED STATES PATENT OFFICE.

JOHN FREDERICK KAUSLER, OF SHEBOYGAN, WISCONSIN.

## BAR AND BEER-COOLER.

SPECIFICATION forming part of Letters Patent No. 395,331, dated January 1, 1889.

Application filed June 2, 1888. Serial No. 275,896. (No model.)

*To all whom it may concern:*

Be it known that I, JOHN FREDERICK KAUSLER, of Sheboygan, in the county of Sheboygan and State of Wisconsin, have invented a new and useful Bar and Beer-Cooler; and I do hereby declare the following to be a full, clear, and exact description of said invention, reference being had to the accompanying drawings, and to the letters or figures of reference marked thereon, which form a part of this specification.

The object of my invention is to provide a portable combined bar and beer-cooler with shelves for glasses and decanters, and a sink or pan for cleansing the glasses.

In the drawings, Figure 1 is a view from the rear of my improved device. Fig. 2 is a vertical longitudinal section of the central portion of my improved device on line Y Y of Fig. 3. Fig. 3 is a vertical transverse section of my improved device on line X X of Fig. 1. Fig. 4 is a plan of the central part of my device.

The same letters refer to like parts in all the views.

My device has a front vertical wall, A, which on its outside is intended to be toward the room or to that side of the bar at which customers approach, and may on its outside be ornamented as desired. The end walls, B B, are joined rigidly and air-tight to the front wall, A, and are of the same height as the front wall, and these three walls are supported and made air-tight on the bottom C. The top D is hinged to the top of the wall A, and is intended to be supported on the front and end walls in a level position, and is adapted, when so supported and arranged, for the top or table of the bar, and is at the same time a cover, closing the top of the beer-cooler and covering the chambers or receptacles for the glasses.

The lower portion of the inside of this device, included within the front and side walls, A and B B, is divided into three compartments by the two grated or perforated partitions E E, whereby two end chambers, F F, are constructed, intended and adapted as receptacles for kegs or casks of beer, (indicated therein by dotted lines, as G G,) and a central chamber, H, intended and adapted for an ice-box. These chambers F F and H are severally

closed by the doors I I I. The chambers F F also have covers K K, which on their upper surfaces are intended and adapted as and for shelves for supporting glasses, decanters, bottles, &c., and in use it is very convenient to use one of these shelves for supporting beer-glasses and the other one for supporting glasses, decanters, and bottles for other grades of liquors. Each of these shelves or covers K K is provided with a pan or sink, L, let down into it flush with its upper surface, which pan or sink is intended and adapted for holding water for washing the drinking-glasses therein. The chamber H is provided with a tight cover, M, adapted to serve in part for a shelf on which glasses are supported while being filled with beer, and also in part as the bottom of a separate receptacle or beer-cooler, N.

The beer-cooler N is constructed above the ice-receptacle H by the end walls, O O, which extend from the cover of the ice-receptacle H upwardly to the top of the wall A, to which these partitions O O are joined by an air-tight joint, and the rear wall, P, inserted vertically between the end walls, O O, about half-way from front to rear of the cover M of the ice-receptacle H. A pipe, R, is inserted at one end in the keg G and leads up into the beer-cooler N, where it is coiled, as at R', in the bottom of the beer-cooler N, the other end extending to and terminating in a faucet, S, projecting through the rear wall, P, of the ice-cooler. This beer cooler or chamber N is also adapted for receiving ice therein on the coils of pipe, whereby the beer in the pipe will be kept cold for immediate use.

The bottom, front, and ends of so much of my device as is occupied by the chambers F F and receptacle H are made double by the interior sheet-metal wall, T, preferably made of galvanized iron and preferably lined with the wooden boards U U, which interior walls are located at a distance from the exterior walls, thereby constructing air-spaces V V between these interior and the exterior walls. Drain-pipes W W are also provided, leading from the pans L L, the shelf M, and the cooler N downwardly to the drip-pipe W', opening through the bottom of my device from the ice-receptacle H.

For convenience in moving my device from one locality to another in the same room, I preferably support it on casters *b b*.

It will be understood that the beer in the 5 kegs or casks G will be cooled by the proximity of the melting ice in receptacle II, and that as the beer is drawn from the kegs through the pipes R the beer in such pipes will be kept cold by ice placed in the cooler N upon 10 the coils R' R', so that the supply of beer both in the kegs and in the pipes will be kept constantly cold by the supply of ice in the cooler N and in the receptacle II.

What I claim as new, and desire to secure 15 by Letters Patent, is—

In a combined bar and beer-cooler, a cooler, N, closed at the top by the swinging bar top

D and adapted to be entirely filled with ice, in combination with a beer-chamber, F, an ice-receptacle, II, separated from the beer- 20 chamber by a perforated partition only, the bottom of the beer-chamber being at least as low as the bottom of the ice-receptacle, and a pipe, R, leading from the beer-chamber into the cooler N and therefrom through the side 25 of the cooler at a distance from the top and terminating there in a faucet, S, substantially as described.

In testimony whereof I affix my signature in presence of two witnesses.

JOHN FREDERICK KAUSLER.

Witnesses:

SAMUEL SPENCER,

J. V. MALEY.