United States Patent [19]

Carpenter

[11] **Patent Number: Des. 284,372**

[45] **Date of Patent: ** Jun. 24, 1986**

[54] **CARRYING CASE FOR CORDLESS PHONE**

[76] Inventor: **Lowell Carpenter,** 1485 Maureen Dr., Santa Rosa, Calif. 95407

[**] Term: **14 Years**

[21] Appl. No.: **516,534**

[22] Filed: **Jul. 25, 1983**

[52] **U.S. Cl.** ..... **D14/59;** D14/65; 179/146 R

[58] **Field of Search** ..... D2/400; D9/415; 179/178, 146 R; D14/52, 95; D22/13, 14; 455/89, 90; 224/253, 269

[56] **References Cited**

U.S. PATENT DOCUMENTS

D. 244,853	6/1977	Cordell, Jr.	D22/14
D. 245,818	9/1977	Persson	D2/400
D. 250,919	1/1979	Milligan et al.	D2/400
D. 254,758	4/1980	Rodstein	D2/400
D. 273,247	4/1984	Pigott	D2/400
D. 276,476	11/1984	Johansson et al.	D2/400
353,940	12/1886	Hayes	179/157
1,201,159	10/1916	Dettmer	224/253
3,277,599	10/1966	Griffeth	224/253
3,700,147	10/1972	Vaughn	D22/13
4,307,825	12/1981	Pattermann	224/253
4,363,433	12/1982	Jaques	224/253
4,420,078	12/1983	Belt et al.	224/253

Primary Examiner—Wallace R. Burke
Assistant Examiner—Horace B. Fay
Attorney, Agent, or Firm—Andrew Steiner

[57] **CLAIM**

The ornamental design for a carrying case for cordless phone, substantially as shown and described.

DESCRIPTION

FIG. **1** is a perspective view of a carrying case for a cordless phone showing my new design, and a perspective view of the side opposite to that shown being a mirror image;

FIG. **2** is a back plan view thereof;

FIG. **3** is a side elevational view thereof, the view of the side opposite thereto being a mirror image.





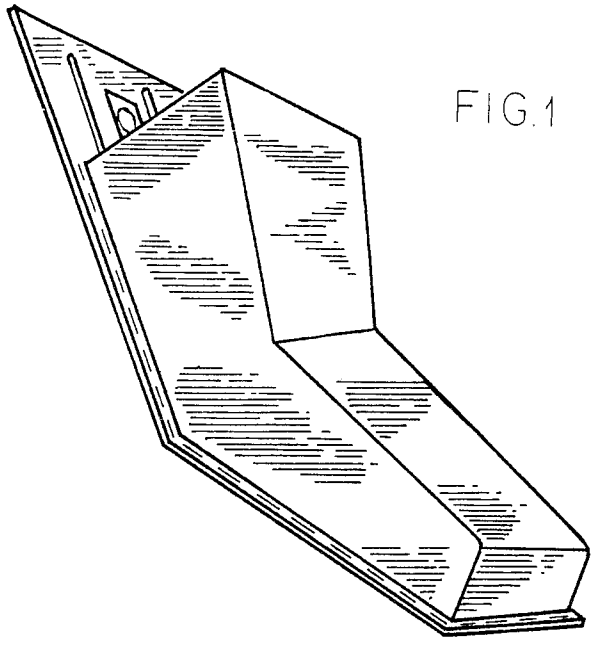

FIG.1

FIG.2



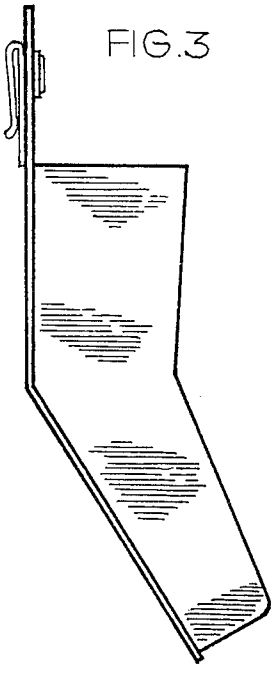

FIG.3