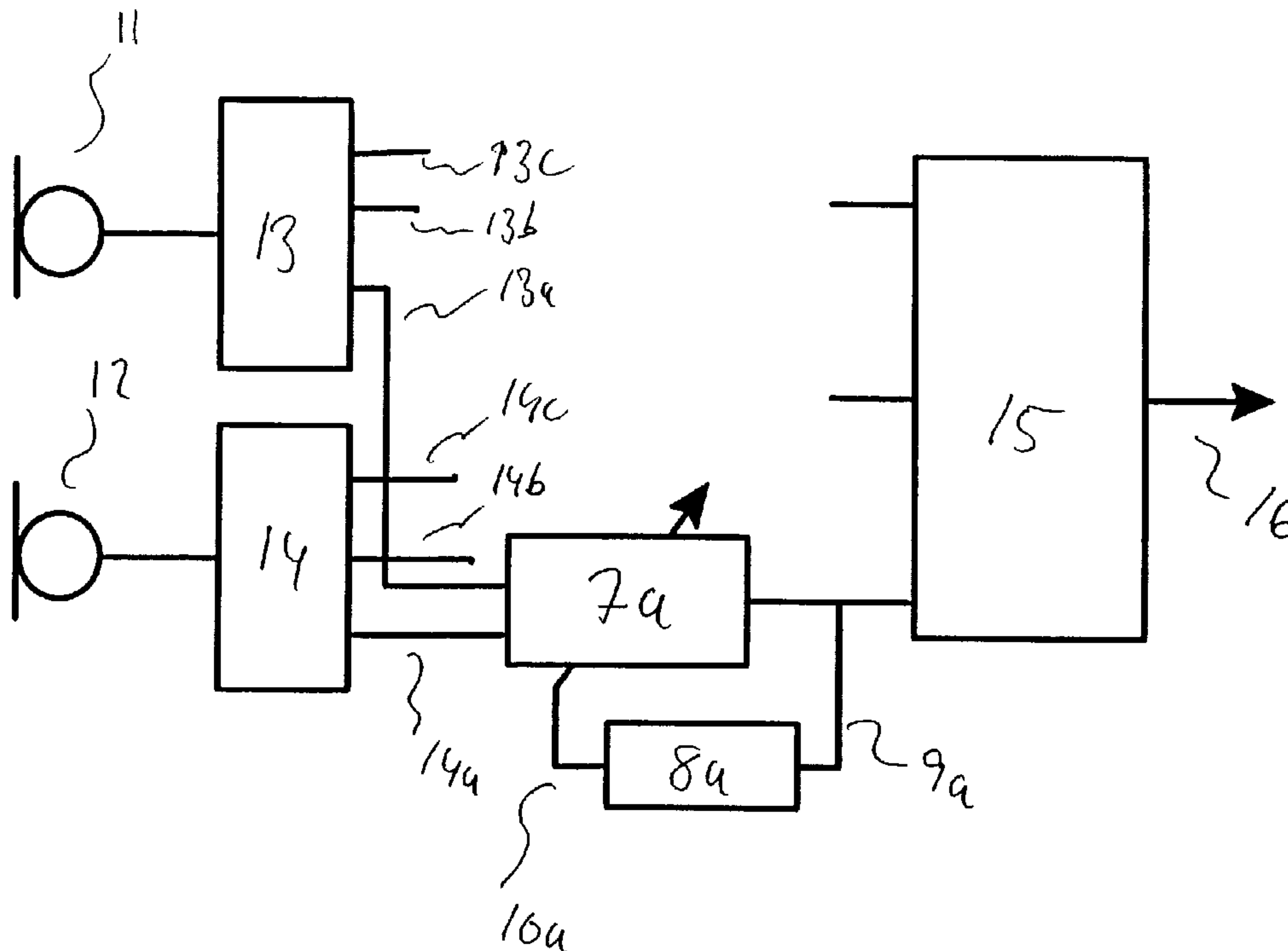




(86) Date de dépôt PCT/PCT Filing Date: 2002/04/12
 (87) Date publication PCT/PCT Publication Date: 2002/10/24
 (85) Entrée phase nationale/National Entry: 2003/09/09
 (86) N° demande PCT/PCT Application No.: DK 2002/000248
 (87) N° publication PCT/PCT Publication No.: 2002/085066
 (30) Priorité/Priority: 2001/04/18 (PA 2001 00621) DK

(51) Cl.Int.⁷/Int.Cl.⁷ H04R 25/00, H04R 3/00
 (71) Demandeur/Applicant:
WIDEX AS, DK
 (72) Inventeur/Inventor:
JENSEN, LARS BAEKGAARD, DK
 (74) Agent: G. RONALD BELL & ASSOCIATES

(54) Titre : **COMMANDE DE DIRECTION ET PROCEDE PERMETTANT DE COMMANDER UNE AIDE AUDITIVE**
 (54) Title: **DIRECTIONAL CONTROLLER AND A METHOD OF CONTROLLING A HEARING AID**



(57) **Abrégé/Abstract:**

A directional controller for a hearing aid with at least a front microphone (11) and a back microphone (12), comprises a delay processor (13,14) for processing the respective microphone signals, which is controlled according to a control parameter, and means (8a) for adjusting the control parameter in order to minimize the output signal from the delay processor. The control parameter may be adjusted to change smoothly the function mode of a hearing aid between omnidirectional mode, a directional mode and a directional mode with a pair of null directions, symmetrical about the 180° direction. The directional controller may be implemented in a multichannel version. The invention provides a directional controller, a method of controlling a hearing aid, and a noise reduction system.

(12) INTERNATIONAL APPLICATION PUBLISHED UNDER THE PATENT COOPERATION TREATY (PCT)

(19) World Intellectual Property Organization
International Bureau



(43) International Publication Date
24 October 2002 (24.10.2002)

PCT

(10) International Publication Number
WO 02/085066 A1

(51) International Patent Classification⁷: H04R 25/00, 3/00

(21) International Application Number: PCT/DK02/00248

(22) International Filing Date: 12 April 2002 (12.04.2002)

(25) Filing Language: English

(26) Publication Language: English

(30) Priority Data:
PA 2001 00621 18 April 2001 (18.04.2001) DK

(71) Applicant (for all designated States except US): WIDEX A/S [DK/DK]; Ny Vestergaardsvej 25, DK-3500 Varlose (DK).

(72) Inventor; and

(75) Inventor/Applicant (for US only): JENSEN, Lars, Baekgård [DK/DK]; Laerkevangelen 9, DK-3520 Farum (DK).

(74) Agent: RINDORF, Hans, Jorgen; Widex A/S, Ny Vestergaardsvej 25, DK-3500 Varlose (DK).

(81) Designated States (national): AE, AG, AL, AM, AT (utility model), AT, AU, AZ, BA, BB, BG, BR, BY, BZ, CA, CH, CN, CO, CR, CU, CZ (utility model), CZ, DE (utility model), DE, DK (utility model), DK, DM, DZ, EC, EE (utility model), EE, ES, FI (utility model), FI, GB, GD, GE, GH, GM, HR, HU, ID, IL, IN, IS, JP, KE, KG, KP, KR, KZ, LC, LK, LR, LS, LT, LU, LV, MA, MD, MG, MK, MN, MW, MX, MZ, NO, NZ, OM, PH, PL, PT, RO, RU, SD, SE, SG, SI, SK, SL, TJ, TM, TN, TR, TT, TZ, UA, UG, US, UZ, VN, YU, ZA, ZM, ZW.

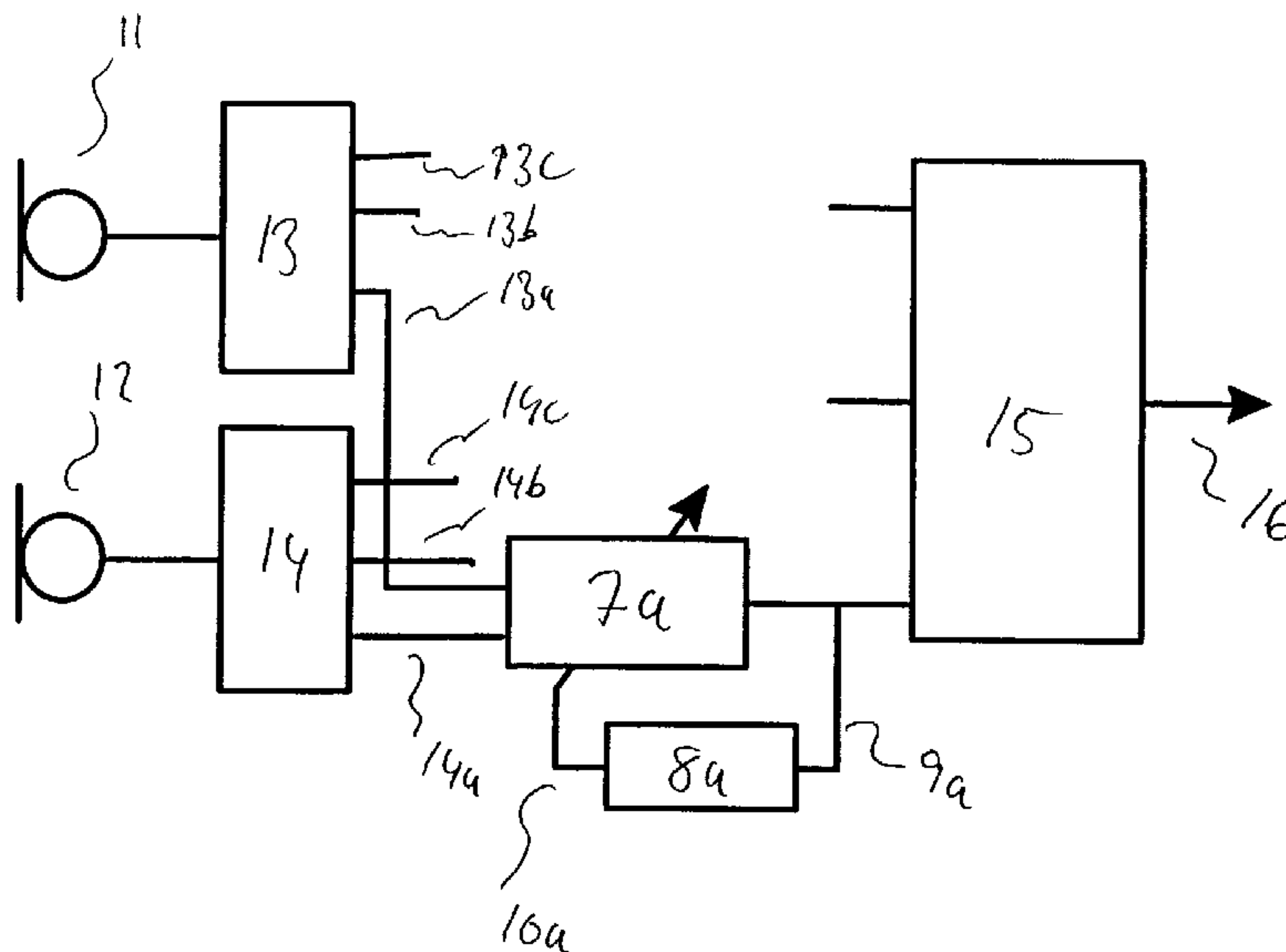
(84) Designated States (regional): ARIPO patent (GH, GM, KE, LS, MW, MZ, SD, SL, SZ, TZ, UG, ZM, ZW), Eurasian patent (AM, AZ, BY, KG, KZ, MD, RU, TJ, TM), European patent (AT, BE, CH, CY, DE, DK, ES, FI, FR, GB, GR, IE, IT, LU, MC, NL, PT, SE, TR), OAPI patent (BF, BJ, CF, CG, CI, CM, GA, GN, GQ, GW, ML, MR, NE, SN, TD, TG).

Declaration under Rule 4.17:

— as to the applicant's entitlement to claim the priority of the earlier application (Rule 4.17(iii)) for all designations

[Continued on next page]

(54) Title: DIRECTIONAL CONTROLLER AND A METHOD OF CONTROLLING A HEARING AID



(57) Abstract: A directional controller for a hearing aid with at least a front microphone (11) and a back microphone (12), comprises a delay processor (13,14) for processing the respective microphone signals, which is controlled according to a control parameter, and means (8a) for adjusting the control parameter in order to minimize the output signal from the delay processor. The control parameter may be adjusted to change smoothly the function mode of a hearing aid between omnidirectional mode, a directional mode and a directional mode with a pair of null directions, symmetrical about the 180° direction. The directional controller may be implemented in a multichannel version. The invention provides a directional controller, a method of controlling a hearing aid, and a noise reduction system.

WO 02/085066 A1

WO 02/085066 A1



Published:

- *with international search report*
- *before the expiration of the time limit for amending the claims and to be republished in the event of receipt of amendments*

For two-letter codes and other abbreviations, refer to the "Guidance Notes on Codes and Abbreviations" appearing at the beginning of each regular issue of the PCT Gazette.

DIRECTIONAL CONTROLLER AND A METHOD OF CONTROLLING A HEARING AID

The present invention generally relates to hearing aids and to methods of controlling hearing aids.

5 More specifically, the invention relates to hearing aids with a directional capability, based on reception of sound in at least two microphones. Still more specifically, the invention relates to noise reduction, and, particularly, to the reduction of the noise received by a hearing aid user, through a hearing aid being of the type with multiple microphones. The invention still more particularly relates to a system for controlling the directional characteristic of sound input systems.

10

Hearing aids having a directional sound receiving characteristic are useful to improve speech perception in noisy environments, where sound signals may be received simultaneously from different directions, as is the case e.g. in the noise environment frequently referred to as cocktail party noise. With a directional sound receiving characteristic, e.g. in the shape of a cardioid or super
15 cardioid characteristic, the perception of speech received in a hearing aid from directions in front of the user may be improved by reducing the reception of sound coming from the back of the user, while maintaining the level of sound coming from the area in front of the user. On the other hand, in environments with only a low noise level or no significant speech signals the hearing aid user will normally prefer an omnidirectional or spherical sound receiving characteristic, offering the same
20 perception of sound irrespective of the direction, from which it arrives.

WO01/01732-A1 provides a hearing aid with a controllable directional characteristic, which may change from an omnidirectional to a directional characteristic and vice versa. The hearing aid has two spaced apart microphones and a directional controller including a delay device for delaying the
25 signal from one of the microphones. The hearing aid may be changed between a directional mode and an omnidirectional mode. The delay may be adjusted in order that the direction of the canceling effect is controlled.

WO01/01731-A1 provides a method for controlling the directionality of the sound receiving
30 characteristic of a hearing aid comprising spaced apart microphones, wherein the sound receiving characteristic may change between an omnidirectional characteristic and a directional characteristic. In this hearing aid, an adjustable time or phase delay may be imposed. The directional characteristic may be created by adjusting the delay of the delay device to be the same as the acoustical delay

between the back microphone and the front microphone. With this delay, the signals, that are first received at the back microphone and are later received at the front microphone, are suppressed in the adding circuit, where the delayed signal of the back microphone is subtracted from the output signal of the front microphone. The hearing aid may exercise a smooth change-over between an omnidirectional characteristic and a directional characteristic, substantially without changing the phase relationship or time delay and the amplitude characteristic of the signals.

Such a directional control provides the user with the possibility of altering the sound receptive property of the hearing aid, whereby it is possible to reduce the influence of a noise source on the users perception of a desired sound source. However, it would be an advantage if the hearing aid itself would be able to control the directional characteristic.

Accordingly, it is an objective of the present invention to provide a hearing aid with an automatic control of the directional characteristic.

The invention, in a first aspect, provides a directional controller according to claim 1.

The invention, in a second aspect, provides a method according to claim 6.

The invention, in a third aspect, provides a noise reduction system according to claim 11.

The invention, in a fourth aspect, provides a multichannel directional controller according to claim 14.

The invention, in a fifth aspect, provides a method for reducing noise according to claim 15.

In further embodiments of the invention both the main-direction and the directional characteristic are controlled adaptively, whereby further advantages in the reduction of the influence of noise sources may be obtained.

Even though it is particularly advantageous to utilize this multichannel directional controller in a hearing aid with adaptive control of the directional controller, this multichannel controller may also

be utilized in other types of hearing aids, e.g. hearing aids with user control of the directional characteristic. This is due to the fact that noise sources often have a limited frequency spectrum, such that one noise source may be disturbing in the low frequency channels and in one particular direction, while another noise source may be disturbing in the high frequency channels and in another direction. Thus, this novel multichannel directional controller will provide the user with the possibility of minimizing the influence of multiple noise sources in a multitude of directions, given that the noise sources are, at least partially, separated in the frequency spectrum.

The invention will now be explained in further detail, in connection with the description of preferred embodiments of the invention, and in connection with the description of the drawings, where:

Figure 1 shows a directional controller for a hearing aid, according to US-A-5,757,933,

Figure 2 shows a directional controller for a hearing aid, according to WO01/01732-A1,

Figure 3 shows an example of a directional characteristic,

Figure 4 shows another example of a directional characteristic,

Figure 5 shows a parameter controller of a directional controller,

Figure 6 shows a multichannel delay processor, and

Figure 7 shows an adaptive control of a multichannel directional controller.

Figure 1 shows a directional controller, according to US-A-5,757,933. This system comprises two microphones mic F and mic B, an inverter, a switch SW, a summing node SN, a adjustable phase delay device and an adjustable gain device. The switch SW is provided in order to enable the user to switch between a directional mode and a omni-directional mode.

Whereas the output signal from the front microphone is supplied directly to the hearing aid signal processor via a summing node SN, the signal from the back microphone is supplied to the summing node SN via the inverter, the adjustable phase delay circuit and the attenuator with adjustable gain. Switching the switch into conductive state places the directional controller in directional mode. In this mode, the directional controller effectively applies a phase delay to one of the microphone signals and subtracts the delayed signal from the other one of the microphone signals, whereby acoustic signals from some directions are enhanced compared to signals from other directions. The direction where the sound receptive property will be enhanced is determined by the value of the phase delay relative to the acoustic delay between the back microphone and the front microphone,

as further described in US-A-5,757,933. Thus, the function of the directional controller is to provide the user with a possibility of reducing the sound receiving characteristic of the microphone system for undesired signals that are spatially separated from a desired signal.

5 Figure 2 shows a directional controller according to WO01/01732-A1. In this controller, controllable attenuation and phase delay operations are applied to the signals from the front and back microphones F_{mic} and B_{mic} , and the resulting signals are then combined. The circuit structure, in the following generally referred to as the delay processor, comprises a first adding circuit 12 connected with the front and back microphones F_{mic} and B_{mic} and a first subtraction circuit 13 having a positive input connected with the front microphone F_{mic} and a negative input connected with the back microphone B_{mic} . First and second phase delay devices 14 and 15 are connected with the first subtraction and adding circuits 13 and 12, respectively. A second adding circuit 16 is connected with the first subtraction circuit 13 and the first phase delay device 14 and a second subtracting circuit 17 has its positive input connected with the first adding circuit 12 and its negative input connected with second phase delay device 15. A first controllable attenuator 18 acts on the signal from the second adding circuit 16 for attenuation of this signal by a factor $(1 - omni)/2$ and a second controllable attenuator 19 acts on the signal from the second subtraction circuit 17 for attenuation of this signal by a factor $(1 + omni)/2$, whereas a third adding circuit 20 is connected with the first and second attenuators 18 and 19 for addition of the signals therefrom to provide the overall combined signal to be supplied to the signal processor.

The microphones used are preferably omnidirectional microphones.

The properties of this controller, which will be described in the following text, are such that it may advantageously be utilized in connection with the present invention. The combined signal Y from adding circuit 20 is

$$Y = X_{front} * (1 - omni * e^{j\omega T}) + X_{back} * (omni - e^{j\omega T})$$

where $omni$ is an adjustable parameter, controlling attenuators 18 and 19 and having preferably a value in the range from 0 to 1. If a mode of operation is chosen with $omni = 0$, the combined signal Y becomes

$$Y = X_{\text{front}} * (1 - e^{-j\omega(A+T)})$$

If the delay T is selected equal to the delay A directly from the back microphone to the front microphone in the directional mode of operation, then the part of the sound signal X coming
5 directly from the back of the user is suppressed to the maximum extent and a directional characteristic known as a cardioid characteristic is achieved.

In Figure 3 the directional characteristics of the controller of Figure 2 is shown, for some different values of the parameter *omni*, ranging from *omni* = 1 to 0. From this Figure it can be seen that for
10 *omni* = 1.0 the characteristic is omni-directional. For *omni* = 0.1, there is some attenuation of signals close to 180° direction (the direction opposite the users face).

For *omni* = 0.0 the directional characteristic shows very high attenuation (a so-called null-direction) in the 180° direction. Thus, decreasing values of *omni* provide gradually increased directionality.

15 However, according to the invention, the parameter *omni* may assume values outside the range 0 to 1. Thus, Figure 4 shows other characteristics of the controller of Figure 2, for some other *omni* values. From this Figure it can be seen that when *omni* is reduced below zero, there will appear two null-directions, symmetrical about the 180° direction. Increasingly negative values of *omni* will move the null directions further away from the 180° direction. E.g., at *omni* = -1.5 the null-
20 directions will be at 80 and 280 degrees.

Conclusively, by adjusting the parameter *omni* it will be possible to move the null-directions of the directional controller. This can, according to the invention, advantageously be exploited in an adaptive control of the directional controller as shown in Figure 5.

25

In Figure 5 a delay processor 7 is controlled by a parameter controller 8. The parameter controller 8 adjusts the parameter *omni* — illustrated with the control line 10 — in order to minimize the output signal 9 from the delay processor 7. It is well-known to a skilled person how to provide such an adaptive control, e.g. by applying a LMS-algorithm in the parameter controller. Examples on a
30 parameter controller with an LMS-algorithm can be found in e.g. US-A-5,259,033 or US-A-5,402,496, however, these adaptive control systems do not control a delay processor.

It is noted, that even though the system of Figure 5 uses two microphones 11 and 12 and a delay processor of the type shown on Figure 2, the invention is not limited in scope to delay processors with two microphones. Contrary, it will be obvious to a skilled person, how other microphone systems (with more than two microphones) and other types of delay processors may be combined
5 with an adaptive control according to the invention. Thus, such modifications should not be considered outside the scope of the invention.

According to a preferred embodiment of the invention, the adaptive control may advantageously be combined with band-limited delay processors. In order to explain the basic principle, reference is
10 first made to Figure 6, wherein a system, according to an embodiment of the invention, with band-limited delay processors is shown.

In Figure 6 the two microphones 11 and 12 (which may include A/D-converters and microphone matching circuits) are connected to band-split filters, 13 and 14 respectively. These filters divide the
15 frequency spectrum of the microphone signals into a number, e.g. three, of channels (on the output-lines 13a-13c, respectively 14a-14c) with respective limited frequency ranges. Each of the band-limited channels is handled by a corresponding delay processor (7a-7c), whereby each delay processor operates in a band-limited channel. This system allows the directional characteristics to be different among these channels, such that noise sources that are separated both spatially and in
20 frequency may be attenuated by controlling each delay processor independently.

The outputs 15a-15c of the delay processors may be combined to a single output signal in a combining unit 15, which may comprise means such as a hearing aid processor for processing signals for compensation of the hearing impairment. According to an embodiment of the invention,
25 the number of channels in the adaptive directional system is equivalent to the number of channels in a multichannel hearing aid, whereby each output 15a-15c may be processed separately in a corresponding channel in the hearing aid processor for subsequently being combined with other processed channel signals.

30 Since such a system requires adjustment of multiple delay processors, an adaptive control, according to an embodiment of the invention, may advantageously be exploited. This is shown in Figure 7. In this system, each of the channels is provided with a respective delay processor 7a-7c

and a respective parameter controller 8a-8c (Fig. 7 shows a delay processor 7a and a parameter controller 8a in respect of just one of the channels). Each of the controllers 7a-7c is controlled by a respective parameter controller 8a-8c, whereby noise sources are automatically attenuated in each channel. As described above, the block 15 may be either a combining node or a hearing aid processor.

It is noted, that even though the invention has been described in connection with delay processors where it is inherent that the main-direction (the direction of intended maximum gain) is fixed, the scope of the invention should not be limited to such a system. A skilled person will be able to suggest systems wherein the main-direction is adjustable, e.g. by providing an additional microphone whose output signal is combined with the output of the directional system in yet another delay processor. Furthermore, a skilled person will be able to suggest means whereby the main-direction may be controlled by a parameter controller, in such a way that the combined adaptive control of both main-direction and directional characteristic is exploited to minimize the influence of noise sources without an unacceptable reduction in the receptive property for the desired signal.

CLAIMS

1. A directional controller for a hearing aid with at least a front microphone and a back microphone, comprising a delay processor for processing the respective microphone signals in order to output a signal according to the formula:

$$Y = X_{\text{front}} * (1 - \text{omni} * e^{-j\omega T}) + X_{\text{back}} * (\text{omni} - e^{-j\omega T})$$

where *omni* is a control parameter and T is a predetermined acoustic delay, means for estimating the output signal from the delay processor, and means for adjusting the control parameter *omni* in order to minimize the output signal from the delay processor.

2. The directional controller according to claim 1, wherein the means for adjusting the control parameter *omni* is adapted for controlling the parameter *omni* within the range from 1.0 to -1.5.

3. The directional controller according to claim 1, wherein the means for adjusting the control parameter *omni* is adapted for controlling the parameter *omni* to achieve a pair of null directions, symmetrical about the 180° direction.

4. The directional controller according to claim 1, wherein the means for adjusting the control parameter *omni* is adapted for minimizing the the output signal from the delay processor by applying an LMS-algorithm.

5. The directional controller according to claim 1, wherein the delay processor comprises band-split filters with respective delay processors and parameter controllers for separately processing respective frequency bands of the input signals.

6. A method of controlling a hearing aid with at least a front microphone and a back microphone, comprising processing the respective microphone signals in order to output a signal according to the formula:

$$Y = X_{\text{front}} * (1 - \text{omni} * e^{-j\omega T}) + X_{\text{back}} * (\text{omni} - e^{-j\omega T})$$

where *omni* is a control parameter and T is a predetermined acoustic delay, estimating the output signal from the delay processor, and adjusting the control parameter *omni* in order to minimize the output signal from the delay processor.

7. The method according to claim 6, comprising controlling the parameter *omni* within the range from 1.0 to -1.5.

8. The method according to claim 6, comprising controlling the parameter *omni* to achieve a pair of null directions, symmetrical about the 180° direction.

9. The method according to claim 6, comprising minimizing the the output signal from the delay processor by applying an LMS-algorithm.

10. The method according to claim 6, comprising processing splitting the input signals according to separate frequency bands, and processing the band-limited signals with respective delay processors and parameter controllers to minimize the output signals in respective frequency bands.

11. A noise reduction system for a hearing aid with a directional controller, wherein the hearing aid has an adjustable directional characteristic for the sound receptive property of the microphone system, and an adaptive controller for control of the parameters that adjust the directional characteristic, the adaptive controller being adapted for minimizing the output signal from the directional controller.

12. The noise reduction system according to claim 11, wherein the directional controller comprise means for adjustment of the main-direction.

13. The noise reduction system according to claim 12, where the adaptive controller comprises means for controlling the main-direction, the adaptive controller further having means for monitoring the magnitude of the desired signal.

14. A multichannel directional controller for a hearing aid, comprising multiple microphones, multiple adjustable directional controllers, multiple means for dividing the microphone output signals into multiple channels, said directional controllers being connected to the multiple channels in such a way that each channel comprise one directional controller.

15. A method for reducing noise in a hearing aid with a directional controller, comprising the following steps:
receiving an acoustical signal in a microphone system,
processing the outputs of the microphone system in an adjustable directional controller, and,
adjusting the parameters that control the directional controller with an adaptive controller in order to minimize the output signal from the directional controller.

16. A method for providing a multichannel directional control of a hearing aid, comprising the following steps:
Receiving acoustical signals in multiple microphones,
Dividing the output of each microphone in multiple channels, and,
Operating an adjustable directional controller in each channel, said directional controller receiving the outputs from the multiple microphones in the corresponding channel.

17. A method for reducing noise in a hearing aid with a multichannel directional controller, comprising the following steps:

Processing acoustical signals in a multichannel adjustable directional controller, and,

5 Adaptively controlling, in each channel, the parameters that control the directional characteristic in each channel, in order to minimize the output of the directional controller in each corresponding channel.

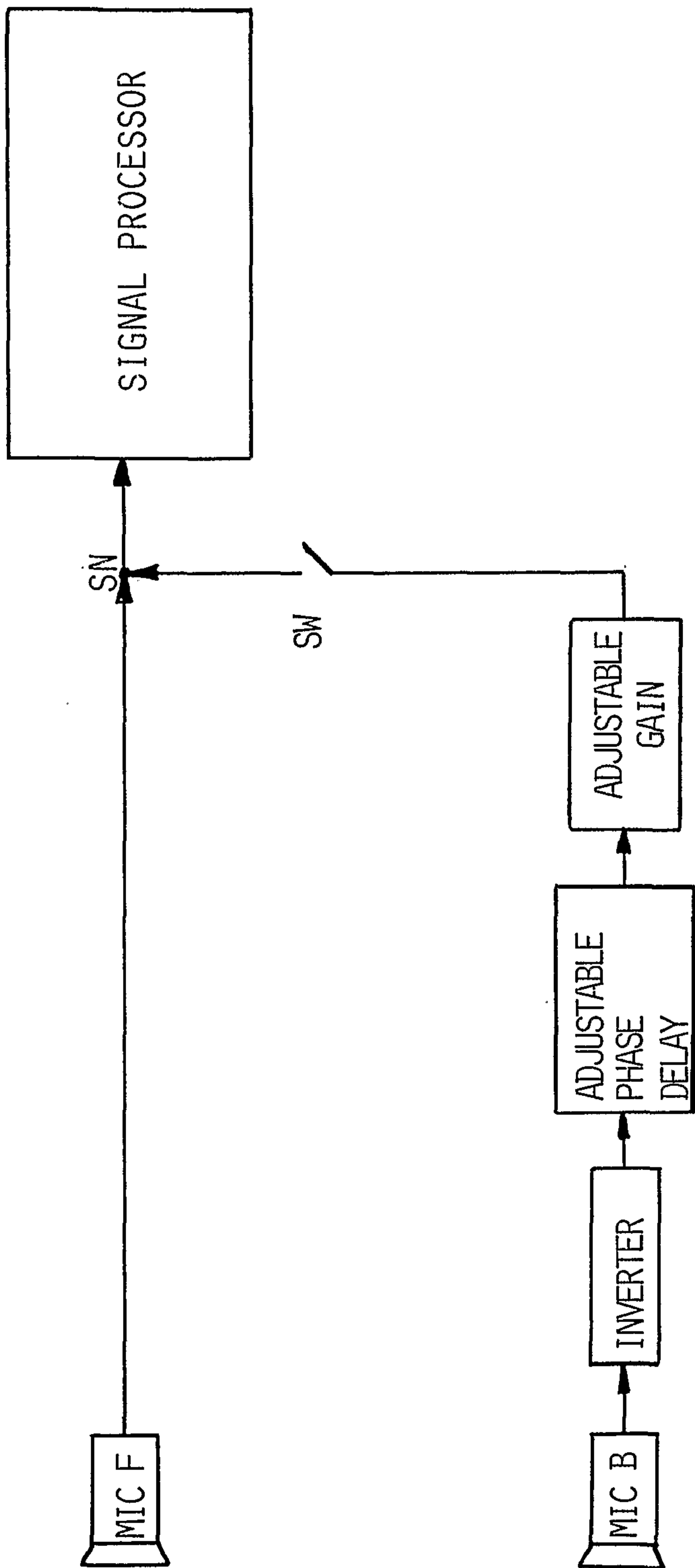


FIG. 1

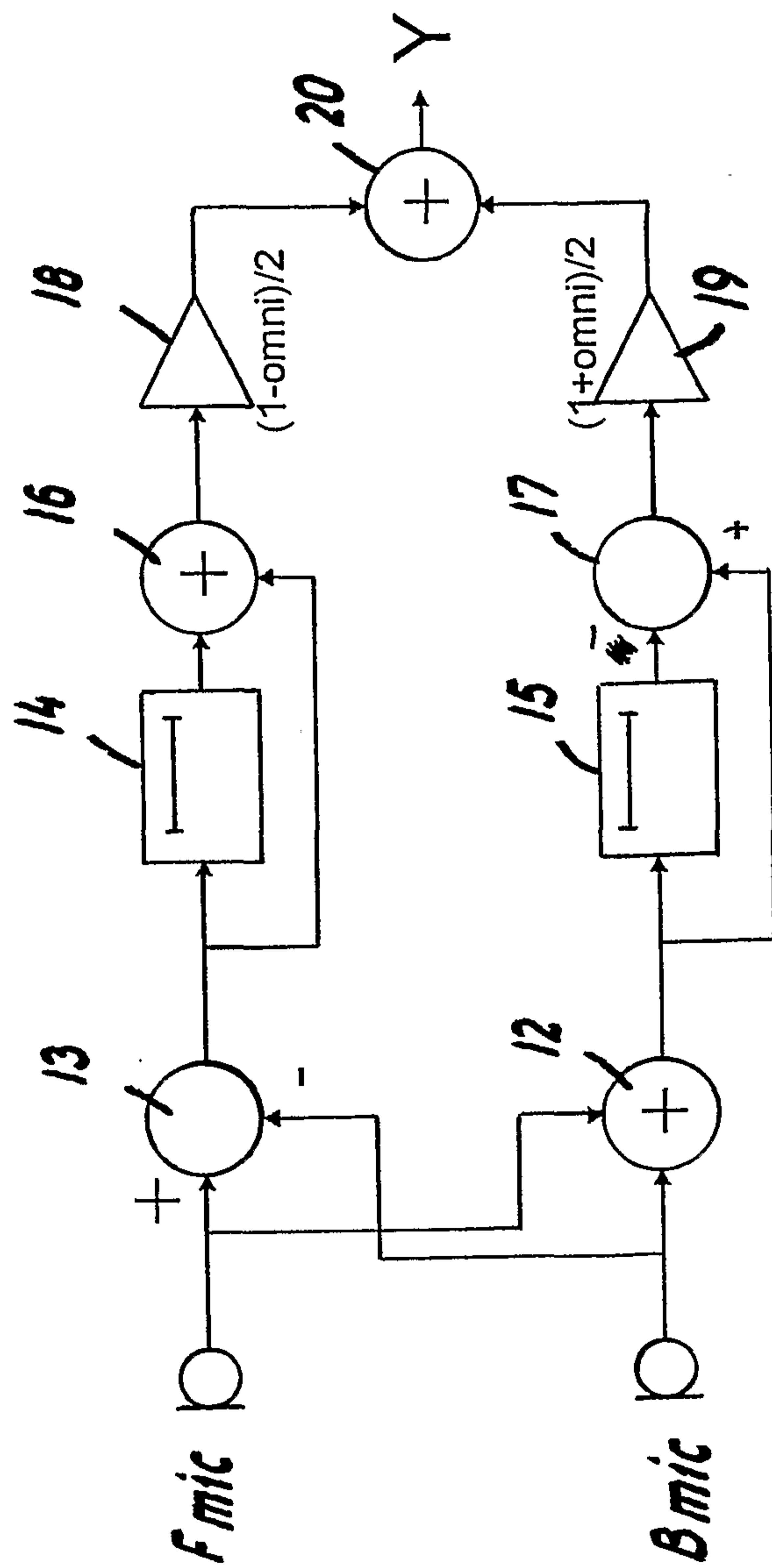


FIG. 2

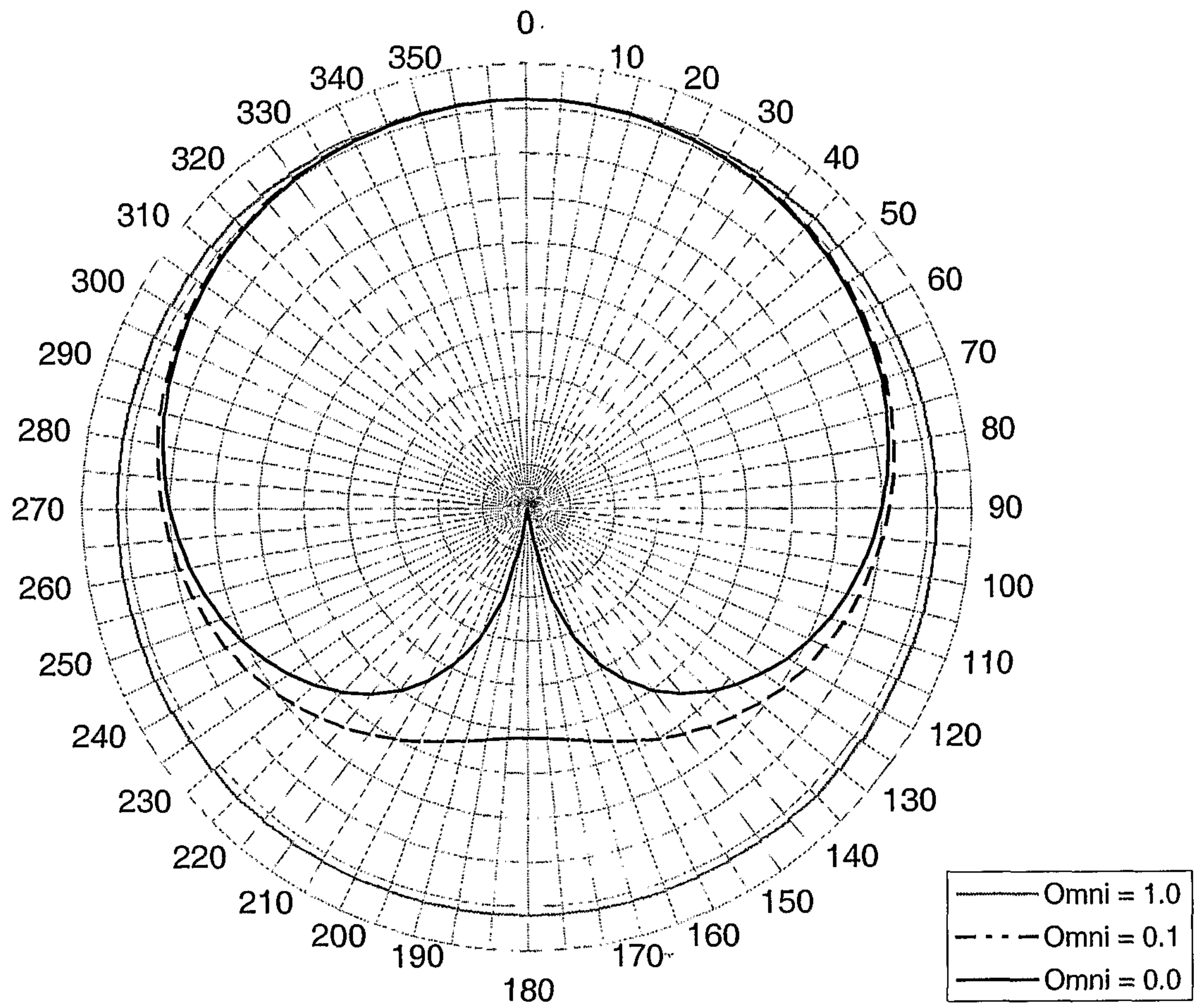


Figure 3

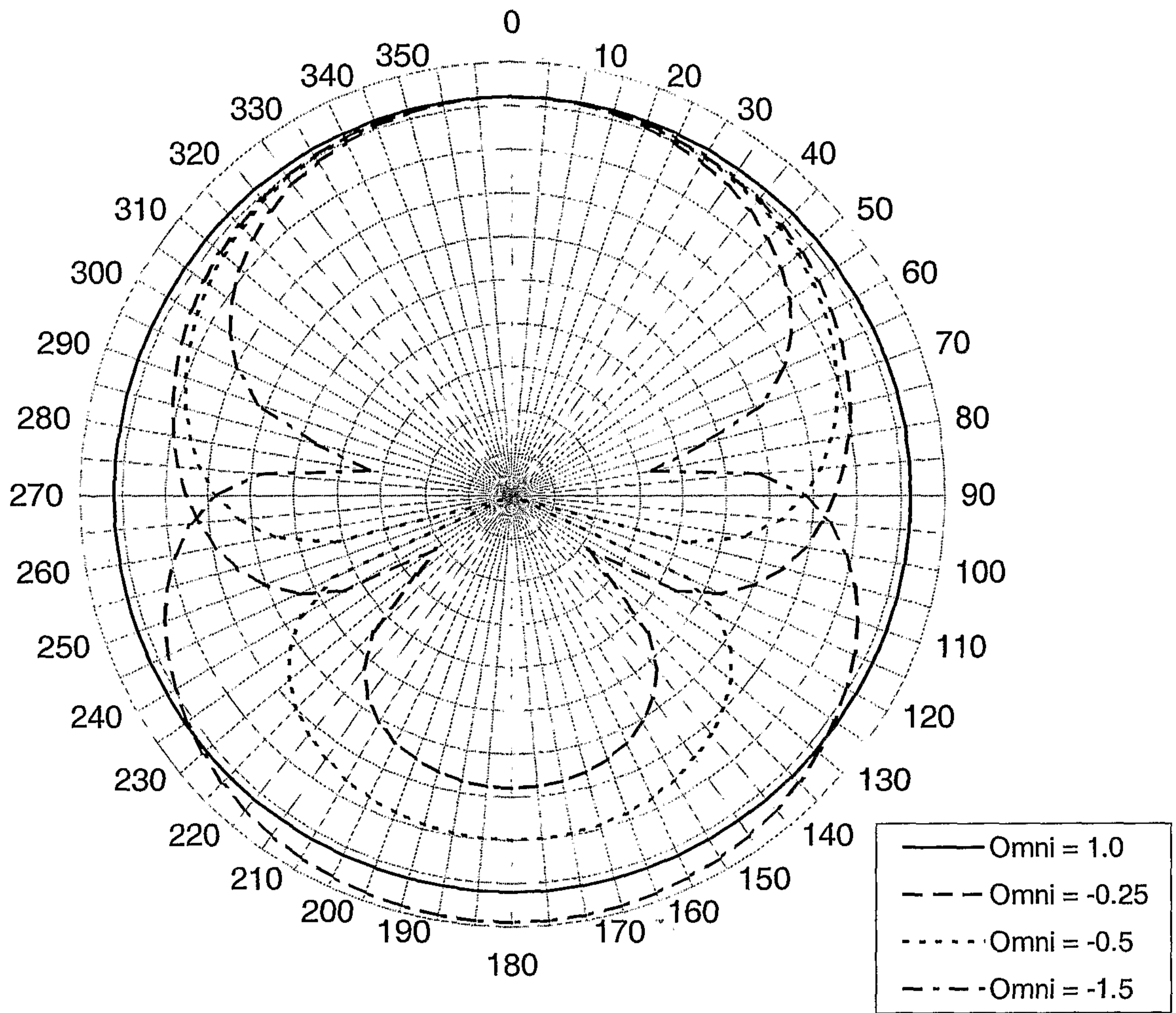


Figure 4

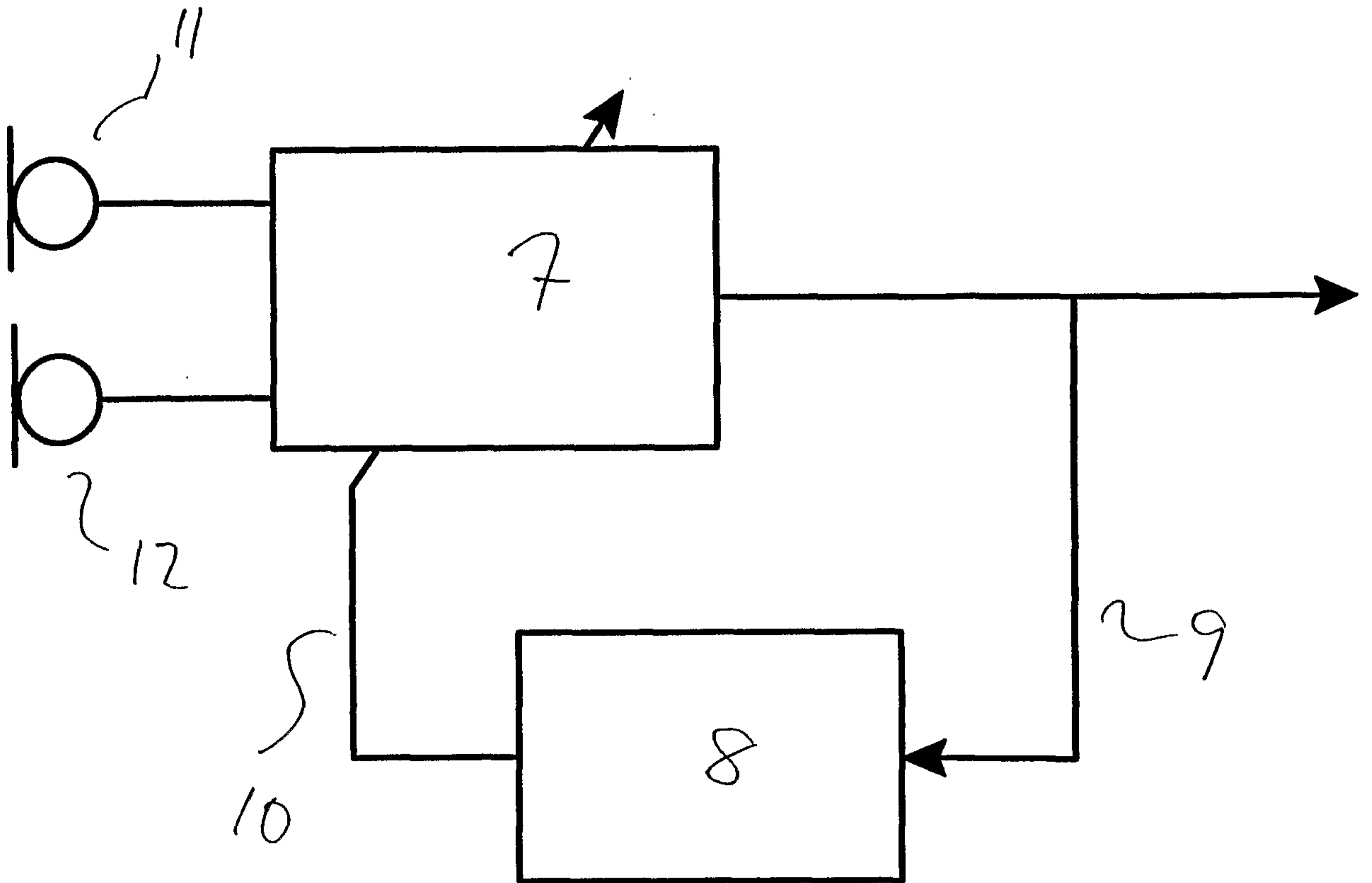


Figure 5

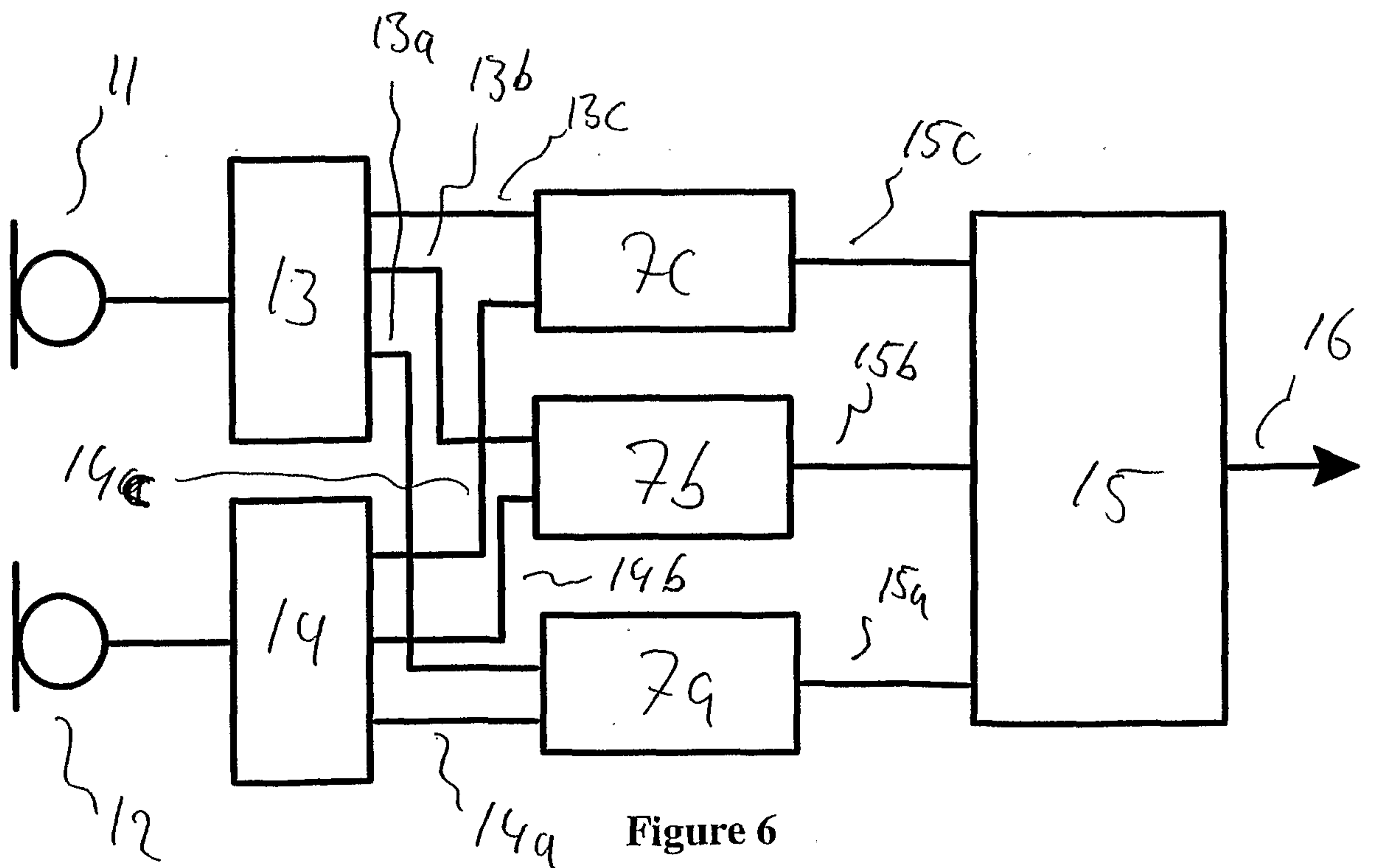


Figure 6

