

A&A Ref: 148184

PUBLICATION PARTICULARS AND ABSTRACT
(Section 32(3)(a) - Regulations 22(1)(g) and 31)

21	01	PATENT APPLICATION NO	22	LODGING DATE	43	ACCEPTANCE DATE
----	----	-----------------------	----	--------------	----	-----------------

2003/4346

3 June 2003

3.9.04

51	INTERNATIONAL CLASSIFICATION	NOT FOR PUBLICATION
----	------------------------------	---------------------

C07D, A61K, A61P

CLASSIFIED BY: **ISA**

71	FULL NAME(S) OF APPLICANT(S)
----	------------------------------

**F. Hoffmann-La Roche AG
Vernalis Research Limited**

72	FULL NAME(S) OF INVENTOR(S)
----	-----------------------------

**ADAMS, David Reginald
DAVIDSON, James Edward Paul
GEORGE, Ashley Roger
MATTEI, Patrizio
NETTEKOVEN, Matthias Heinrich
ROFFEY, Jonathan Richard Anthony
SPECKLIN, Jean-Luc
WILKINSON, Kerry**

**BENTLEY, Jonathan Mark
DAWSON, Claire Elizabeth
MANSELL, Howard Langham
MIZRAHI, Jacques
PRATT, Robert Mark
ROEVER, Stephan
STALDER, Henri**

EARLIEST PRIORITY CLAIMED	COUNTRY	NUMBER	DATE
	33 GB	31 0030710.8	32 15 December 2000

NOTE: The country must be indicated by its International Abbreviation - see schedule 4 of the Regulations

54	TITLE OF INVENTION
----	--------------------

Piperazine derivatives

57	ABSTRACT (NOT MORE THAN 150 WORDS)
----	------------------------------------

NUMBER OF SHEETS 192

The sheet(s) containing the abstract is/are attached.

If no classification is furnished, Form P.9 should accompany this form.

~~The figure of the drawing to which the abstract refers is attached.~~

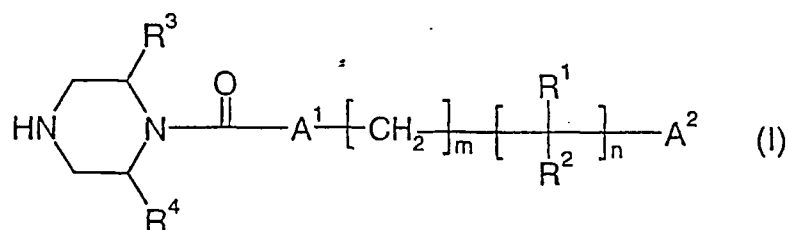
WO/ (57) **Abstract:** The present invention refers to chemical compounds of formula (I) as well as pharmaceutically usable salts, solvates and esters thereof, wherein R^1 to 4^4 , A^1 , A^2 m and n have the significance given in claim 1. They can be used in the form of pharmaceutically preparations for the treatment or prevention of disorders of the central nervous system, cardiovascular disorders, gastrointestinal disorders, diabetes, obesity and sleep apnoea.

Piperazine Derivatives

The present invention relates to new piperazine derivatives, to processes and
 5 intermediates for their preparation, to pharmaceutical compositions containing them and
 to their medicinal use. The active compounds of the present invention are useful in
 treating obesity and other disorders.

The invention is concerned particularly with compounds of formula I and their
 pharmaceutically usable salts, solvates and esters

10



wherein

R^1 and R^2 are independently selected from hydrogen, alkyl, cycloalkyl, aryl and
 aralkyl or R^1 and R^2 together with the carbon atom to which they are attached
 15 form a 3- to 8-membered carbocyclic ring which is optionally substituted
 with alkyl;

R^3 and R^4 are independently selected from hydrogen, alkyl, cycloalkyl, aryl and
 aralkyl;

A¹ is oxygen or sulfur, wherein in case A¹ is oxygen and A² is unsubstituted phenyl one of R¹, R², R³ and R⁴ is not hydrogen;

A² is aryl, heteroaryl or cycloalkyl each optionally substituted with one or more substituents independently selected from halogen, alkyl, cycloalkyl, aryl, aralkyl, alkoxy, aralkoxy, aryloxy, hydroxy, cyano, nitro, amino, alkoxycarbonyl, cycloalkoxycarbonyl, aryloxycarbonyl, aralkoxycarbonyl, heteroaryloxycarbonyl, carbamoyl, cycloalkoxy, alkylsulfonyloxy, arylsulfonyloxy, carbamoyloxy, heteroarylalkoxy, alkenyloxy, tetrahydrofuranylalkoxy, alkynyloxy and cycloalkylalkoxy, wherein alkyl, cycloalkyl, aryl, aralkyl, alkoxy, aralkoxy, aryloxy, alkoxycarbonyl, cycloalkoxycarbonyl, aryloxycarbonyl, aralkoxycarbonyl, heteroaryloxycarbonyl, cycloalkoxy, alkylsulfonyloxy, arylsulfonyloxy, heteroarylalkoxy, alkenyloxy, tetrahydrofuranylalkoxy, alkynyloxy and cycloalkylalkoxy are optionally substituted with one to three substituents independently selected from alkyl, alkoxy, halogen, nitro, oxo, trifluoromethyl, alkoxy substituted with one to three halogen, thiophenyl, aryl, amino, alkylcarbonyl and aryloxy, or two substituents of aryl, heteroaryl or cycloalkyl form together with the carbon atoms to which they are attached a 5- to 7-membered carbocyclic ring which is optionally substituted with one or more substituents independently selected from alkyl, alkoxy and halogen;

n is 1 or 2;

m is zero or 1;

wherein 2-methyl-1-piperazinecarboxylic acid (4-nitrophenyl)methyl ester and 1-piperazinecarboxylic acid (4-(trifluoromethyl)phenyl)methyl ester are excluded.

It has been recognised that obesity is a disease process influenced by environmental factors in which the traditional weight loss methods of dieting and exercise need to be supplemented by therapeutic products (S. Parker, "Obesity: Trends and Treatments", Scrip Reports, PJB Publications Ltd, 1996).

Whether someone is classified as overweight or obese is generally determined on the basis of their body mass index (BMI) which is calculated by dividing body weight (kg) by height squared (m^2). Thus, the units of BMI are kg/m^2 and it is possible to calculate the BMI range associated with minimum mortality in each decade of life. Overweight is defined as a BMI in the range 25-30 kg/m^2 , and obesity as a BMI greater than 30 kg/m^2 . There are problems with this definition in that it does not take into account the proportion of body mass that is muscle in relation to fat (adipose tissue). To account for this, obesity can also be defined on the basis of body fat content: greater than 25% and 30% in males and females, respectively.

10

As the BMI increases there is an increased risk of death from a variety of causes that is independent of other risk factors. The most common diseases with obesity are cardiovascular disease (particularly hypertension), diabetes (obesity aggravates the development of diabetes), gall bladder disease (particularly cancer) and diseases of reproduction. Research has shown that even a modest reduction in body weight can correspond to a significant reduction in the risk of developing coronary heart disease.

Compounds marketed as anti-obesity agents include Orlistat (XENICAL[®]) and Sibutramine. Orlistat (a lipase inhibitor) inhibits fat absorption directly and tends to produce a high incidence of unpleasant (though relatively harmless) side-effects such as diarrhoea. Sibutramine (a mixed 5-HT/noradrenaline reuptake inhibitor) can increase blood pressure and heart rate in some patients. The serotonin releaser/reuptake inhibitors fenfluramine (Pondimin[®]) and dexfenfluramine (ReduxTM) have been reported to decrease food intake and body weight over a prolonged period (greater than 6 months). However, both products were withdrawn after reports of preliminary evidence of heart valve abnormalities associated with their use. There is therefore a need for the development of a safer anti-obesity agent.

The non-selective 5-HT_{2C} receptor agonists/partial agonists m-chlorophenylpiperazine (mCPP) and trifluoromethylphenylpiperazine (TFMPP) have been shown to reduce food intake in rats (G.A. Kennett and G. Curzon, *Psychopharmacol.*, 1988, 96, 93-100; G.A. Kennett, C.T. Dourish and G. Curzon, *Eur. J. Pharmacol.*, 1987, 141, 429-435) and to accelerate the appearance of the behavioural satiety sequence (S.J. Kitchener and C.T. Dourish, *Psychopharmacol.*, 1994, 113, 369-377). Recent findings from studies with mCPP in normal human volunteers and obese subjects have also shown

35

decreases in food intake. Thus, a single dose of mCPP decreased food intake in female volunteers (A.E.S. Walsh *et al.*, *Psychopharmacol.*, 1994, 116, 120-122) and decreased the appetite and body weight of obese male and female subjects during subchronic treatment for a 14 day period (P.A. Sargeant *et al.*, *Psychopharmacol.*, 1997, 133, 309-312). The anorectic action of mCPP is absent in 5-HT_{2C} receptor knockout mutant mice (L.H. Tecott *et al.*, *Nature*, 1995, 374, 542-546) and is antagonised by the 5-HT_{2C} receptor antagonist SB-242084 in rats (G.A. Kennett *et al.*, *Neuropharmacol.*, 1997, 36, 609-620). It seems therefore that mCPP decreases food intake via an agonist action at the 5-HT_{2C} receptor.

10

Other compounds which have been proposed as 5-HT_{2C} receptor agonists for use in the treatment of obesity include the substituted 1-aminoethyl indoles disclosed in EP-A-0655440. CA-2132887 and CA-2153937 disclose that tricyclic 1-aminoethylpyrrole derivatives and tricyclic 1-aminoethyl pyrazole derivatives bind to 5-HT_{2C} receptors and may be used in the treatment of obesity. WO-A-98/30548 discloses aminoalkylindazole compounds as 5-HT_{2C} agonists for the treatment of CNS diseases and appetite regulation disorders. WO 0035922 discloses 2,3,4,4a-tetrahydro-1H-pyrazino[1,2-a]quinoxalin-5(6H)ones as 5HT_{2C} agonists. Aralkyloxycarbonyl-substituted piperazine derivatives have been repeatedly described as nitrogen-protected piperazine synthetic intermediates (e.g. Org. Lett., 2000, 2(8), 1049-1051.

20

It is an object of this invention to provide selective, directly acting 5HT₂ receptor ligands for use in therapy and particularly for use as anti-obesity agents. It is a further object of this invention to provide directly acting ligands selective for 5-HT_{2C} receptors, for use in therapy and particularly for use as anti-obesity agents. It is a further object of this invention to provide selective, directly acting 5-HT_{2C} receptor ligands, preferably 5-HT_{2C} receptor agonists, for use in therapy and particularly for use as anti-obesity agents.

25

The term "alkyl", alone or in combination, signifies a straight-chain or branched-chain alkyl group with 1 to 10, preferably 1 to 8 carbon atoms, more preferably a straight or branched-chain alkyl group with 1-4 carbon atoms. Examples of straight-chain and branched C₁-C₈ alkyl groups are methyl, ethyl, propyl, isopropyl, butyl, isobutyl, tert.-butyl, the isomeric pentyls, the isomeric hexyls, the isomeric heptyls and the isomeric octyls, preferably methyl, ethyl, propyl and isopropyl. Particularly preferred are methyl and ethyl.

35

The term "cycloalkyl", alone or in combination, signifies a cycloalkyl ring with 3 to 8 carbon atoms and preferably a cycloalkyl ring with 3 to 6 carbon atoms. Examples of C₃-C₈ cycloalkyl are cyclopropyl, methyl-cyclopropyl, dimethylcyclopropyl, cyclobutyl, methyl-cyclobutyl, cyclopentyl, methyl-cyclopentyl, cyclohexyl, methylcyclohexyl, dimethyl-cyclohexyl, cycloheptyl and cyclooctyl, preferably cyclopropyl and particularly cyclopentyl.

The term "alkoxy", alone or in combination, signifies a group of the formula alkyl-O- in which the term "alkyl" has the previously given significance, such as methoxy, ethoxy, n-propoxy, isopropoxy, n-butoxy, isobutoxy, sec.butoxy and tert.butoxy, preferably methoxy and ethoxy.

10 The term "cycloalkoxy", alone or in combination, signifies a group of the formula cycloalkyl-O- in which the term "cycloalkyl" has the previously given significance, such as cyclohexyloxy.

The term "carbonyl" refer to a group of the formula -C(O)-.

15 The term "aryl", alone or in combination, signifies a phenyl or naphthyl group, preferably a phenyl group which optionally carries one or more, preferably one to three substituents each independently selected from halogen, trifluoromethyl, amino, alkyl, aryloxy, alkylcarbonyl, cyano, carbamoyl, alkoxycarbamoyl, methylenedioxy, carboxy, alkoxycarbonyl, hydroxycarbonyl, aminocarbonyl, alkyaminocarbonyl, dialkylaminocarbonyl, hydroxy, nitro and alkoxy, wherein alkoxy is optionally substituted
20 with 1 to 3 halogen atoms. Preferred is phenyl.

The term "aryloxy", alone or in combination, signifies a group of the formula aryl-O- in which the term "aryl" has the previously given significance. Phenylloxy is an example of such an aryloxy group.

25 The term "heteroaryl", alone or in combination, signifies an aromatic 5 to 10, preferably 5- or 6-membered ring comprising 1 to 3 atoms independently selected from nitrogen, oxygen or sulfur such as e.g. furyl, pyridyl, 1,2-, 1,3- and 1,4-diazinyl, thienyl, isoxazolyl, oxazolyl, pyrrolyl and benzothiadiazolyl. Preferred examples are pyridyl, thienyl, pyrazinyl, furyl, isoxazole, (1, 2, 4) oxadiazole and thiazolyl. Particularly preferred are pyridyl and thienyl.

30 The term "heteroarylalkoxy", alone or in combination, signifies an alkoxy group as defined before, wherein one or two, preferably one hydrogen atom is replaced by a

heteroaryl group as defined before. Examples are pyridin-3-ylmethoxy, isoxazol-4-ylmethoxy, (1, 2, 4)oxadiazol-3-ylmethoxy, 3-furylmethoxy, thien-3-ylmethoxy, isoxazol-3-ylmethoxy, thien-2-methoxy, (2, 1, 3)benzothiadiazolylmethoxy, 2-thiophen-2-yl-ethoxy, 2-pyrrol-1-yl-ethoxy and thiazol-4-ylmethoxy.

- 5 The term "aralkyl", alone or in combination, signifies an alkyl or cycloalkyl group as previously defined in which one or several, preferably one hydrogen atom has been replaced by an aryl group as previously defined. Preferred is benzyl.

10 The term "3- to 8-membered carbocyclic ring " as used for the definition of R^1 and R^2 signifies a 3- to 8-membered, preferably 3 to 6 membered cycloalkane ring. Examples are cyclopropane, cyclobutane, cyclopentane, cyclohexane, cycloheptane and cyclooctane, preferably cyclopropane.

15 The term "5- to 7-membered carbocyclic ring " as used for the definition of A^2 signifies a cycloalkane ring with 5 to 7, preferably 6 carbon atoms optionally substituted with alkyl, alkoxy or halogen. Examples are cyclopentane, methyl-cyclopentane, cyclohexane, methylcyclohexane, dimethyl-cyclohexane and cycloheptane preferably cyclohexane.

 The term "aralkoxy", alone or in combination, signifies an alkoxy or cycloalkoxy group as previously defined in which one or several, preferably one hydrogen atom has been replaced by an aryl group as previously defined. Preferred is benzyloxy.

- 20 The term "nitro", alone or in combination, signifies a $-\text{NO}_2$ group.

 The term "cyano", alone or in combination, signifies a $-\text{CN}$ group.

 The term "alkoxycarbonyl", alone or in combination, signifies an alkoxy- $\text{C}(\text{O})$ -group, wherein alkoxy is defined as before.

- 25 The term "cycloalkoxycarbonyl", alone or in combination, signifies an cycloalkoxy- $\text{C}(\text{O})$ - group, wherein cycloalkoxy is defined as before.

 The term "aryloxycarbonyl", alone or in combination, signifies an aryloxy- $\text{C}(\text{O})$ -group, wherein aryloxy is defined as before.

 The term "aralkoxycarbonyl", alone or in combination, signifies an aralkoxy- $\text{C}(\text{O})$ -group, wherein aralkoxy is defined as before.

The term "heteroaryloxycarbonyl", alone or in combination, signifies a heteroaryl-O-C(O)- group, wherein heteroaryl is defined as before.

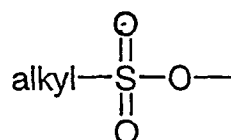
The term "amino", alone or in combination, signifies a primary, secondary or tertiary amino group bonded via the nitrogen atom, with the secondary amino group carrying an alkyl or cycloalkyl substituent and the tertiary amino group carrying two similar or different alkyl or cycloalkyl substituents or the two nitrogen substituents together forming a ring, such as, for example, -NH₂, methylamino, ethylamino, dimethylamino, diethylamino, methyl-ethylamino, pyrrolidin-1-yl or piperidino etc., preferably amino, dimethylamino and diethylamino and particularly primary amino.

The term "halogen" signifies fluorine, chlorine, bromine or iodine and preferably fluorine, chlorine or bromine and particularly fluorine and chlorine.

The term "carbamoyl" alone or in combination refers to a group of the formula NH(R')-C(O)-, wherein R' means hydrogen, alkyl, cycloalkyl, aryl, aralkyl, heteroaryl, adamantyl, alkenyl or alkyl substituted with halogen. Preferably R' means alkyl or aralkyl particularly preferred are isopropyl, benzyl and tert. butyl.

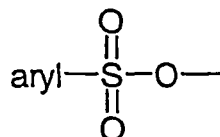
The term "carbamoyloxy", alone or in combination, signifies a carbamoyl-O- group, wherein carbamoyl is defined as before.

The term "alkylsulfonyloxy", alone or in combination, signifies a



group in which alkyl is as previously defined. An example is propylsulfonyloxy.

The term "arylsulfonyloxy", alone or in combination, signifies a



group in which aryl is as previously defined. An example is phenylsulfonyloxy.

The term "alkenyl", alone or in combination, signifies a straight-chain or branched-chain hydrocarbon group comprising an carbon carbon double bond and 1 to 10, preferably 1 to 8 carbon atoms, more preferably 1-4 carbon atoms.

The term "alkenyloxy", alone or in combination, signifies an alkenyl-O- group,
5 wherein alkenyl is defined as before.

The term "alkynyl", alone or in combination, signifies a straight-chain or branched-chain hydrocarbon group comprising an carbon carbon tripple bond and 1 to 10, preferably 1 to 8 carbon atoms, more preferably 1-4 carbon atoms.

The term "alkynyloxy", alone or in combination, signifies an alkynyl-O- group,
10 wherein alkynyl is defined as before.

The term "oxo", alone or in combination, signifies an =O group.

Examples of pharmaceutically usable salts of the compounds of formula I are salts with physiologically compatible mineral acids such hydrochloric acid, sulfuric acid or phosphoric acid; or with organic acids such as methanesulphonic acid, acetic acid,
15 trifluoroacetic acid, citric acid, fumaric acid, maleic acid, tartaric acid, succinic acid or salicylic acid. Preferred salts of compounds of formula I are hydrochloride salts, succinate salts and fumarate salts. The compounds of formula I can also form salts with physiologically compatible bases. Examples of such salts are alkali metal, alkali earth metal, ammonium and alkylammonium salts such as the Na, K, Ca or tetramethylammonium
20 salt. The compound of formula I can also be present in the form of zwitterions.

The invention expressly includes pharmaceutically suitable derivatives of the compounds of formula I. For example hydroxy groups of compounds of formula I can be esterified. Examples of such esters are formate, acetate, propionate, butyrate, isobutyrate, valerate, 2-methylbutyrate, isovalerate and N,N-dimethylaminoacetate. Preferred esters
25 are acetate and N,N-dimethylaminoacetate.

Also included are pharmaceutically usable solvates of compounds according to formula I such as for example hydrates. The solvation can be effected in the course of the manufacturing process or can take place e.g. as a consequence of hygroscopic properties of an initially anhydrous compound of formula I (hydration).

30 The term "lipase inhibitor" refers to compounds that are capable of inhibiting the action of lipases, for example gastric and pancreatic lipases. For example orlistat and

lipstatin as described in U.S. Patent No. 4,598,089 are potent inhibitor of lipases. Lipstatin is a natural product of microbial origin, and orlistat is the result of a hydrogenation of lipstatin. Other lipase inhibitors include a class of compound commonly referred to as panclicins. Panclicins are analogues of orlistat (Mutoh et al, 1994). The term "lipase inhibitor" refers also to polymer bound lipase inhibitors for example described in International Patent Application WO99/34786 (Geltex Pharmaceuticals Inc.). These polymers are characterised in that they have been substituted with one or more groups that inhibit lipases. The term "lipase inhibitor" also comprises pharmaceutically acceptable salts of these compounds. The term "lipase inhibitor" preferably refers to orlistat.

Orlistat is a known compound useful for the control or prevention of obesity and hyperlipidemia. See, U.S. Patent No. 4,598,089, issued July 1, 1986, which also discloses processes for making orlistat and U.S. Patent No. 6,004,996, which discloses appropriate pharmaceutical compositions. Further suitable pharmaceutical compositions are described for example in International Patent Applications WO 00/09122 and WO 00/09123. Additional processes for the preparation of orlistat are disclosed in European Patent Applications Publication Nos. 185,359, 189,577, 443,449, and 524,495.

Orlistat is preferably orally administered from 60 to 720 mg per day in divided doses two to three times per day. Preferred is wherein from 180 to 360 mg, most preferably 360 mg per day of a lipase inhibitor is administered to a subject, preferably in divided doses two or, particularly, three times per day. The subject is preferably an obese or overweight human, i.e. a human with a body mass index of 25 or greater. Generally, it is preferred that the lipase inhibitor be administered within about one or two hours of ingestion of a meal containing fat. Generally, for administering a lipase inhibitor as defined above it is preferred that treatment be administered to a human who has a strong family history of obesity and has obtained a body mass index of 25 or greater.

Orlistat can be administered to humans in conventional oral compositions, such as, tablets, coated tablets, hard and soft gelatin capsules, emulsions or suspensions. Examples of carriers which can be used for tablets, coated tablets, dragées and hard gelatin capsules are lactose, other sugars and sugar alcohols like sorbitol, mannitol, maltodextrin, or other fillers; surfactants like sodium lauryl sulfate, Brij 96, or Tween 80; disintegrants like sodium starch glycolate, maize starch or derivatives thereof; polymers like povidone, crospovidone; talc; stearic acid or its salts and the like. Suitable carriers for soft gelatin capsules are, for example, vegetable oils, waxes, fats, semi-solid and liquid polyols and the like. Moreover, the pharmaceutical preparations can contain preserving agents,

solubilizers, stabilizing agents, wetting agents, emulsifying agents, sweetening agents, coloring agents, flavoring agents, salts for varying the osmotic pressure, buffers, coating agents and antioxidants. They can also contain still other therapeutically valuable substances. The formulations may conveniently be presented in unit dosage form and may
5 be prepared by any methods known in the pharmaceutical art. Preferably, orlistat is administered according to the formulation shown in the Examples and in U.S. Patent No. 6,004,996, respectively.

The compounds of formula I can contain several asymmetric centres and can be present in the form of optically pure enantiomers, mixtures of enantiomers such as, for
10 example, racemates, optically pure diastereoisomers, mixtures of diastereoisomers, diastereoisomeric racemates or mixtures of diastereoisomeric racemates. The optically active forms can be obtained for example by resolution of the racemates, by asymmetric synthesis or asymmetric chromatography (chromatography with a chiral adsorbent or eluent).

15 The term "asymmetric carbon atom (C^*)" means a carbon atom with four different substituents. According to the Cahn-Ingold-Prelog-Convention the asymmetric carbon atom can be of the "R" or "S" configuration.

Preferred are compounds according to formula I, wherein

20 R^1 and R^2 are independently selected from hydrogen, alkyl, cycloalkyl, aryl and aralkyl or R^1 and R^2 together with the carbon atom to which they are attached form a 3- to 8-membered carbocyclic ring which is optionally substituted with alkyl;

R^3 and R^4 are independently selected from hydrogen, alkyl, cycloalkyl, aryl and aralkyl;

25 A^1 is oxygen or sulfur, wherein in case A^1 is oxygen and A^2 is unsubstituted phenyl one of R^1 , R^2 , R^3 and R^4 is not hydrogen;

A^2 is aryl, heteroaryl or cycloalkyl each optionally substituted with one or more substituents independently selected from halogen, alkyl, cycloalkyl, aryl, aralkyl, alkoxy, aralkoxy, aryloxy, hydroxy, cyano, nitro, amino,
30 alkoxycarbonyl, cycloalkoxycarbonyl, aryloxycarbonyl, aralkoxycarbonyl, heteroaryloxycarbonyl and carbamoyl, wherein alkyl, cycloalkyl, aryl, aralkyl,

alkoxy, aralkoxy, aryloxy, alkoxycarbonyl, cycloalkoxycarbonyl, aryloxycarbonyl, aralkoxycarbonyl and heteroaryloxycarbonyl are optionally substituted with one to three substituents independently selected from alkyl, alkoxy, halogen and nitro,

- 5 or two substituents of aryl, heteroaryl or cycloalkyl form together with the carbon atoms to which they are attached a 5- to 7-membered carbocyclic ring which is optionally substituted with alkyl, alkoxy or halogen;

n is 1 or 2 and

m is zero.

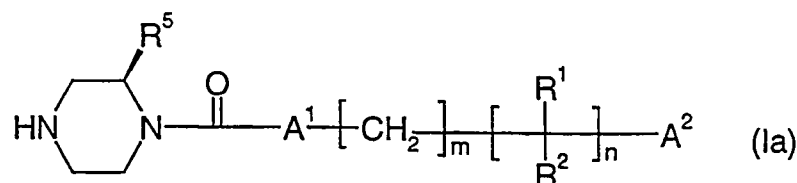
- 10 Preferred compounds according to formula I are those, wherein R^3 and R^4 are independently selected from hydrogen and alkyl.

Another preferred object of the present invention is a compound according to formula I, wherein R^3 and R^4 are hydrogen.

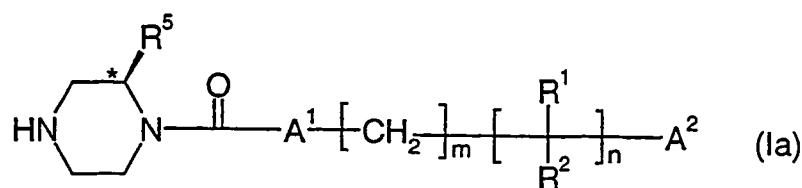
- Preferred are compounds of formula I, wherein R^3 and R^4 are both alkyl. Further preferred are compounds according to formula I, wherein R^3 and R^4 are methyl. Particularly preferred are the compounds according to formula I, wherein R^3 and R^4 are methyl and both methyl groups have the cis configuration. Preferred are the cis-2,6-dimethylpiperazine derivatives of the formula I, wherein R^3 and R^4 are methyl and R^1 , R^2 , A^1 , A^2 , m and n are defined as mentioned before.

- 20 A further preferred object of the invention are compounds according to formula I, wherein one of R^3 and R^4 is methyl or ethyl and the other one is hydrogen.

Particularly preferred are chiral compounds of formula (Ia),



- wherein R^5 is alkyl, particularly, methyl or ethyl and R^1 , R^2 , A^1 , A^2 , m and n are defined as before. Formula Ia means that the asymmetric carbon atom C^*
- 25



is of the R configuration.

Further preferred compounds of formula I are those, wherein A¹ is sulfur. Particularly preferred are those, wherein A¹ is oxygen.

Also preferred are compounds of formula I, wherein R¹ and R² are independently selected from hydrogen, alkyl, cycloalkyl, aryl and aralkyl or R¹ and R² together with the carbon atom to which they are attached form a 3- to 8-membered cycloalkyl ring which is optionally substituted with alkyl. A particularly preferred embodiment of the invention comprises compounds of formula I, wherein R¹ and R² are independently selected from hydrogen, alkyl and aryl, preferably hydrogen, methyl and phenyl. Most preferred are those compounds, wherein R¹ and R² are both hydrogen.

Preferred are compounds according to formula (I), wherein A² is aryl, heteroaryl or cycloalkyl each optionally substituted with one or more, preferably one to four, particularly preferred one to three substituents independently selected from halogen, alkyl, cycloalkyl, aryl, aralkyl, alkoxy, aralkoxy, aryloxy, hydroxy, cyano, nitro, amino, alkoxy carbonyl, cycloalkoxy carbonyl, aryloxy carbonyl, aralkoxy carbonyl, heteroaryloxy carbonyl, carbamoyl, cycloalkoxy, alkylsulfonyloxy, arylsulfonyloxy, carbamoyloxy, heteroarylalkoxy, alkenyloxy, tetrahydrofuranylalkoxy, alkynyloxy and cycloalkylalkoxy, wherein alkyl, cycloalkyl, aryl, aralkyl, alkoxy, aralkoxy, aryloxy, alkoxy carbonyl, cycloalkoxy carbonyl, aryloxy carbonyl, aralkoxy carbonyl, heteroaryloxy carbonyl, cycloalkoxy, alkylsulfonyloxy, arylsulfonyloxy, heteroarylalkoxy, alkenyloxy, tetrahydrofuranylalkoxy, alkynyloxy and cycloalkylalkoxy are optionally substituted with one to three substituents independently selected from alkyl, alkoxy, halogen, nitro, oxo, trifluoromethyl, alkoxy substituted with one to three halogen, thiophenyl, aryl, amino, alkyl carbonyl and aryloxy, or two substituents of aryl, heteroaryl or cycloalkyl form together with the carbon atoms to which they are attached a 5- to 7-membered carbocyclic ring which is optionally substituted with one or more, preferably one to three substituents independently selected from alkyl, alkoxy and halogen.

Likewise preferred are compounds of the present invention, wherein A² is phenyl, naphthalenyl, cycloalkyl, pyridyl, thienyl, pyrazinyl or furyl, each optionally substituted with one or more, preferably one to four substituents, independently selected from halogen, alkyl, cycloalkyl, aryl, aralkyl, alkoxy, aralkoxy, aryloxy, hydroxy, cyano, nitro, amino, alkoxycarbonyl, cycloalkoxycarbonyl, aryloxycarbonyl, aralkoxycarbonyl, heteroaryloxycarbonyl and carbamoyl, wherein alkyl, cycloalkyl, aryl, aralkyl, alkoxy, aralkoxy, aryloxy, alkoxycarbonyl, cycloalkoxycarbonyl, aryloxycarbonyl, aralkoxycarbonyl and heteroaryloxycarbonyl are optionally substituted with one to three substituents independently selected from alkyl, alkoxy, halogen and nitro, or two substituents of aryl, heteroaryl or cycloalkyl form together with the carbon atoms to which they are attached a 5- to 7-membered carbocyclic ring which is optionally substituted with alkyl, alkoxy or halogen.

Preferred are compounds according to formula I, wherein A² is phenyl, naphthalenyl, cyclohexyl, pyridyl or thienyl each optionally substituted with one or more, preferably one to four substituents independently selected from halogen, alkyl, cycloalkyl, aryl, aralkyl, alkoxy, aralkoxy, aryloxy, hydroxy, cyano, nitro, amino, alkoxycarbonyl, cycloalkoxycarbonyl, aryloxycarbonyl, aralkoxycarbonyl, heteroaryloxycarbonyl and carbamoyl, wherein alkyl, cycloalkyl, aryl, aralkyl, alkoxy, aralkoxy, aryloxy, alkoxycarbonyl, cycloalkoxycarbonyl, aryloxycarbonyl, aralkoxycarbonyl and heteroaryloxycarbonyl are optionally substituted with one to three substituents independently selected from alkyl, alkoxy, halogen and nitro. Particularly preferred examples of the above substituents of phenyl, naphthalenyl, cyclohexyl, pyridyl and thienyl are trifluoromethoxyl, fluoro, chloro, bromo, nitro, phenylmethoxy, trifluoromethyl, methyl, tert-butyl, difluoromethoxy, cyano, methoxycarbonyl, benzyloxy, fluoro-benzyloxy, chlorobenzyloxy and nitrobenzyloxy.

Particularly preferred are compounds of formula I are those, wherein A² is phenyl, naphthalenyl, cyclohexyl, pyridyl or thienyl each optionally substituted with one or more, preferably one to four substituents independently selected from halogen, alkyl, aryl, alkoxy, aralkoxy, cyano, nitro, alkoxycarbonyl, wherein alkyl, alkoxy, aralkoxy and alkoxycarbonyl are optionally substituted with one to three substituents independently selected from halogen and nitro.

Another preferred aspect of the invention are compounds of formula I, wherein A² is phenyl optionally substituted with one to five, preferably one to three substituents

independently selected from halogen, alkyl, aryl, alkoxy, aralkoxy, cyano, nitro, alkoxycarbonyl, wherein alkyl, alkoxy and aralkoxy optionally substituted with one to three substituents independently selected from halogen and nitro.

A further preferred object of the present invention are compounds according to
5 formula I, wherein n is 1.

Another preferred object of the present invention are compounds according to formula I, wherein A² is phenyl, optionally substituted with one to four substituents independently selected from halogen, alkoxy, carbamoyloxy, heteroarylalkoxy, alkenyloxy, alkynyloxy and cycloalkylalkoxy, wherein alkoxy, heteroarylalkoxy and alkenyloxy are
10 optionally substituted with one to three substituents independently selected from alkyl and halogen. Particularly, preferred are compounds of formula I, wherein A² is phenyl, optionally substituted with one to three substituents independently selected from fluoro, chloro, difluoromethoxy, propoxy, 3,5-dimethyl-isoxazol-4-ylmethoxy, 2-propenyloxy, 5-pentyloxy, cyclopropylmethoxy, 2-propynyloxy and NH(R')-C(O)-O-, wherein R' is
15 isopropyl, benzyl or tert.-butyl.

A further preferred aspect of the present invention are compounds according to formula I, wherein m is zero.

Examples of preferred compounds of formula I are:

- 20 Piperazine-1-carboxylic acid 4-trifluoromethoxy-benzyl ester;
piperazine-1-carboxylic acid 3,4-difluoro-benzyl ester;
piperazine-1-carboxylic acid 4-fluoro-benzyl ester;
piperazine-1-carboxylic acid 4-bromo-benzyl ester;
piperazine-1-carboxylic acid 2-trifluoromethoxy-benzyl ester;
25 piperazine-1-carboxylic acid 2-chloro-5-nitro-benzyl ester;
piperazine-1-carboxylic acid 2-chloro-benzyl ester;
piperazine-1-carboxylic acid biphenyl-4-ylmethyl ester;

- piperazine-1-carboxylic acid 3-methoxy-benzyl ester;
- piperazine-1-carboxylic acid 3-trifluoromethyl-benzyl ester;
- piperazine-1-carboxylic acid 4-trifluoromethyl-benzyl ester;
- piperazine-1-carboxylic acid naphthalen-2-ylmethyl ester;
- 5 piperazine-1-carboxylic acid naphthalen-1-ylmethyl ester;
- piperazine-1-carboxylic acid 2-methyl-benzyl ester;
- piperazine-1-carboxylic acid 2,4-dichloro-benzyl ester;
- piperazine-1-carboxylic acid 2,6-dichloro-benzyl ester;
- piperazine-1-carboxylic acid 4-tert-butyl-benzyl ester;
- 10 piperazine-1-carboxylic acid 2-fluoro-4-trifluoromethyl-benzyl ester;
- piperazine-1-carboxylic acid 2,4-difluoro-benzyl ester;
- piperazine-1-carboxylic acid 2-chloro-4-fluoro-benzyl ester;
- piperazine-1-carboxylic acid 4-fluoro-2-trifluoromethyl-benzyl ester;
- piperazine-1-carboxylic acid 4-difluoromethoxy-benzyl ester;
- 15 piperazine-1-carboxylic acid 2,4-dimethyl-benzyl ester;
- piperazine-1-carboxylic acid cyclohexylmethyl ester;
- piperazine-1-carboxylic acid 2-fluoro-benzyl ester;
- cis-2,6-dimethyl-piperazine-1-carboxylic acid 4-chloro-benzyl ester;
- cis-2,6-dimethyl-piperazine-1-carboxylic acid 3-cyano-benzyl ester;
- 20 cis-2,6-dimethyl-piperazine-1-carboxylic acid 4-methoxycarbonyl-benzyl ester;
- piperazine-1-carboxylic acid 4-cyano-benzyl ester;
- piperazine-1-carboxylic acid 2-trifluoromethyl-benzyl ester;

- piperazine-1-carboxylic acid 4-chloro-2-fluoro-benzyl ester;
- piperazine-1-carbothioic acid S-(4-benzyloxy-benzyl) ester;
- piperazine-1-carbothioic acid S-(4-bromo-benzyl) ester;
- piperazine-1-carbothioic acid S-(4-trifluoromethoxy-benzyl) ester;
- 5 piperazine-1-carbothioic acid S-(4-fluoro-benzyl) ester;
- piperazine-1-carbothioic acid S-(2,4-difluoro-benzyl) ester;
- piperazine-1-carbothioic acid S-(4-methoxy-benzyl) ester;
- piperazine-1-carbothioic acid S-(2,4-dimethyl-benzyl) ester;
- piperazine-1-carbothioic acid S-(2-fluoro-4-trifluoromethyl-benzyl) ester;
- 10 piperazine-1-carbothioic acid S-[4-(4-fluoro-benzyloxy)-benzyl] ester;
- piperazine-1-carboxylic acid 4-benzyloxy-benzyl ester;
- piperazine-1-carboxylic acid 4-(4-fluoro-benzyloxy)-benzyl ester;
- piperazine-1-carboxylic acid 4-methoxy-benzyl ester;
- piperazine-1-carboxylic acid benzhydryl ester;
- 15 (RS)-piperazine-1-carboxylic acid 1-phenyl-ethyl ester;
- piperazine-1-carboxylic acid phenethyl ester;
- cis-2,6-dimethylpiperazine-1-carboxylic acid 5-[2-(3-chlorobenzyloxy)]pyridyl-methyl ester;
- piperazine-1-carboxylic acid 5-[2-(3-chlorobenzyloxy)]pyridyl-methyl ester;
- 20 cis-2,6-dimethylpiperazine-1-carboxylic acid 2-(2-thienyl)ethyl ester;
- cis-2,6-dimethylpiperazine-1-carboxylic acid 2-fluoro-benzyl ester;
- piperazine-1-carbothioic acid S-[4-(3-nitrobenzyl)oxy]benzyl ester;

- piperazine-1-carboxylic acid 3-(2-phenethyloxy)-benzyl ester
- 3-[2-(3-chlorophenyl)]ethoxybenzyl piperazine-1-carboxylate;
- cis-2,6-dimethyl-piperazine-1-carboxylic acid 6-(2-fluoro-benzyloxy)-pyridin-3-ylmethyl ester;
- 5 4-bromo-2-fluorobenzyl cis-2,6-dimethylpiperazine-1-carboxylate;
- benzyl cis-2,6-dimethylpiperazine-1-carboxylate;
- 2-chlorobenzyl cis-2,6-dimethylpiperazine-1-carboxylate;
- (R)-2-fluorobenzyl 2-methylpiperazine-1-carboxylate;
- 2-fluoro-4-propylbenzyl cis-2,6-dimethylpiperazine-1-carboxylate;
- 10 S-4-[(ethylamino)carbonyl]oxybenzyl piperazine-1-thiocarboxylate;
- S-4-[(2-chloroethyl)amino]carbonyl]oxybenzyl piperazine-1-thiocarboxylate;
- S-4-[(butylamino)carbonyl]oxybenzyl piperazine-1-thiocarboxylate;
- S-4-[(2-propylamino)carbonyl]oxybenzyl piperazine-1-thiocarboxylate;
- S-4-[(benzylamino)carbonyl]oxybenzyl piperazine-1-thiocarboxylate;
- 15 S-4-[(2-methylbenzyl)amino]carbonyl]oxybenzyl piperazine-1-thiocarboxylate;
- 4-difluoromethoxybenzyl cis-2,6-dimethylpiperazine-1-carboxylate;
- cis-2,6-dimethyl-piperazine-1-carboxylic acid 6-(3-methyl-butoxy)-pyridin-3-ylmethyl ester;
- cis-2,6-dimethyl-piperazine-1-carboxylic acid 6-(3-methyl-butoxy)-pyridin-3-ylmethyl ester;
- 20 ester;
- 4-ethyl-2-fluorobenzyl cis-2,6-dimethylpiperazine-1-carboxylate;
- 2-fluoro-4-pentylbenzyl cis-2,6-dimethylpiperazine-1-carboxylate;
- S-4-[(tert-butylamino)carbonyl]oxybenzyl piperazine-1-thiocarboxylate;

- 2,5-difluorobenzyl cis-2,6-dimethylpiperazine-1-carboxylate;
- 2,3-difluorobenzyl cis-2,6-dimethylpiperazine-1-carboxylate;
- 2,6-difluorobenzyl cis-2,6-dimethylpiperazine-1-carboxylate;
- 2,4-dimethylbenzyl cis-2,6-dimethylpiperazine-1-carboxylate;
- 5 S-4-[(propylamino)carbonyl]oxybenzyl piperazine-1-thiocarboxylate;
- S-4-[(cyclohexylamino)carbonyl]oxybenzyl piperazine-1-thiocarboxylate;
- 2-fluoro-4-difluoromethoxybenzyl cis-2,6-dimethylpiperazine-1-carboxylate;
- 3-benzyloxybenzyl cis-2,6-dimethylpiperazine-1-carboxylate;
- 2,6-difluoro-4-difluoromethoxybenzyl cis-2,6-dimethylpiperazine-1-carboxylate;
- 10 (+/-)-S-4-[(2-butylamino)carbonyl]oxybenzyl piperazine-1-thiocarboxylate;
- S-4-[(cyclopentylamino)carbonyl]oxybenzyl piperazine-1-thiocarboxylate;
- S-4-[(1-adamantylamino)carbonyl]oxybenzyl piperazine-1-thiocarboxylate;
- S-4-[(2-propenylamino)carbonyl]oxybenzyl piperazine-1-thiocarboxylate;
- S-4-[(phenylamino)carbonyl]oxybenzyl piperazine-1-thiocarboxylate;
- 15 S-4-[[4-(2-propylphenyl)amino]carbonyl]oxybenzyl piperazine-1-thiocarboxylate;
- (+/-)-S-4-[[[(1-phenylethyl)amino]carbonyl]oxybenzyl piperazine-1-thiocarboxylate;
- S-4-[[[(4-ethoxycarbonyl)phenyl]amino]carbonyl]oxybenzylpiperazine-1-thiocarboxylate;
- S-4-[[[(3-chloro-4-fluorophenyl)amino]carbonyl]oxybenzyl piperazine-1-thiocarboxylate;
- 20 S-4-[[[(4-difluoromethoxyphenyl)amino]carbonyl]oxybenzylpiperazine-1-thiocarboxylate;
- 4-methylbenzyl cis-2,6-dimethylpiperazine-1-carboxylate;
- (+/-)-4-difluoromethoxybenzyl 2-ethylpiperazine-1-carboxylate;

- S-4-[[[(4-methoxyphenyl)amino]carbonyl]oxybenzyl piperazine-1-thiocarboxylate;
S-4-[[[(3-methylbenzyl)amino]carbonyl]oxybenzyl piperazine-1-thiocarboxylate;
S-4-[[[(4-methoxybenzyl)amino]carbonyl]oxybenzyl piperazine-1-thiocarboxylate;
2,6-difluoro-4-(2-propyl)oxybenzyl cis-2,6-dimethylpiperazine-1-carboxylate;
5 S-4-(2-oxo-2-phenylethoxy)benzyl piperazine-1-thiocarboxylate;
(R)-4-difluoromethoxybenzyl 2-ethylpiperazine-1-carboxylate;
S-4-benzenesulfonyloxybenzyl piperazine-1-thiocarboxylate;
(+/-)-2,6-difluoro-4-propoxybenzyl 2-ethylpiperazine-1-carboxylate;
(+/-)-2,6-difluoro-4-difluoromethoxybenzyl 2-ethylpiperazine-1-carboxylate;
10 2-fluoro-5-methoxybenzyl cis-2,6-dimethylpiperazine-1-carboxylate;
3-difluoromethoxybenzyl cis-2,6-dimethylpiperazine-1-carboxylate;
S-4-propanesulfonyloxybenzyl piperazine-1-thiocarboxylate;
cis-2,6-dimethyl-piperazine-1-carboxylic acid 2,6-difluoro-4-(pyridin-3-ylmethoxy)-
benzyl ester;
15 (R)-2,6-difluoro-4-propoxybenzyl 2-methylpiperazine-1-carboxylate;
(R)-4-difluoromethoxybenzyl 2-methylpiperazine-1-carboxylate;
5-benzyloxy-2-fluorobenzyl cis-2,6-dimethylpiperazine-1-carboxylate;
2,6-difluoro-4-(3-phenyl)propoxybenzyl cis-2,6-dimethylpiperazine-1-carboxylate;
4-bromo-2-fluorobenzyl piperazine-1-carboxylate;
20 2,6-difluoro-4-(2-propenyl)oxybenzyl cis-2,6-dimethylpiperazine-1-carboxylate;
(R)-2,6-difluoro-4-difluoromethoxybenzyl 2-methylpiperazine-1-carboxylate;
2-fluoro-5-difluoromethoxybenzyl cis-2,6-dimethylpiperazine-1-carboxylate;

- 5-ethoxy-2-fluorobenzyl cis-2,6-dimethylpiperazine-1-carboxylate;
- 2-fluoro-5-propoxybenzyl piperazine-1-carboxylate;
- (R)-2-fluoro-5-propoxybenzyl 2-methylpiperazine-1-carboxylate;
- 2-fluoro-5-propoxybenzyl cis-2,6-dimethylpiperazine-1-carboxylate;
- 5 5-butoxy-2-fluorobenzyl piperazine-1-carboxylate;
- (R)-5-butoxy-2-fluorobenzyl 2-methylpiperazine-1-carboxylate;
- 5-butoxy-2-fluorobenzyl cis-2,6-dimethylpiperazine-1-carboxylate;
- cis-2,6-dimethyl-piperazine-1-carboxylic acid 4-(3,5-dimethyl-isoxazol-4-ylmethoxy)-2,6-difluoro-benzyl ester;
- 10 2-fluoro-5-(2-methylpropyl)-oxybenzyl cis-2,6-dimethylpiperazine-1-carboxylate;
- 2-chloro-6-fluorobenzyl cis-2,6-dimethylpiperazine-1-carboxylate;
- (R)-2,6-difluorobenzyl 2-methylpiperazine-1-carboxylate;
- (R,R)-4-difluoromethoxybenzyl 2,6-dimethylpiperazine-1-carboxylate;
- (R)-2-fluoro-5-(2-propenyl)oxybenzyl 2-methylpiperazine-1-carboxylate;
- 15 2-fluoro-5-(2-propenyl)oxybenzyl cis-2,6-dimethylpiperazine-1-carboxylate;
- 5-(cyclohexylmethyl)oxy-2-fluorobenzyl cis-2,6-dimethylpiperazine-1-carboxylate;
- 2-fluoro-5-(2-phenyl)ethoxybenzyl cis-2,6-dimethylpiperazine-1-carboxylate;
- 2-fluoro-5-(3-phenyl)propoxybenzyl piperazine-1-carboxylate;
- (R)-2-fluoro-5-(3-phenyl)propoxybenzyl 2-methylpiperazine-1-carboxylate;
- 20 2-fluoro-5-(3-phenyl)propoxybenzyl cis-2,6-dimethylpiperazine-1-carboxylate;
- 2-fluoro-5-(3-trifluoromethylbenzyl)oxybenzyl cis-2,6-dimethylpiperazine-1-carboxylate;
- 2-fluoro-5-(2-pyridylmethyl)oxybenzyl cis-2,6-dimethylpiperazine-1-carboxylate;

- 2-fluoro-5-(3-pyridylmethyl)oxybenzyl cis-2,6-dimethylpiperazine-1-carboxylate;
- (+/-)-2,6-difluoro-4-(2-pyridylmethyl)oxybenzyl 2-methylpiperazine-1-carboxylate;
- (+/-)-2,6-difluoro-4-(3-pyridylmethyl)oxybenzyl 2-methylpiperazine-1-carboxylate;
- (+/-)-2-methyl-piperazine-1-carboxylic acid 4-(3,5-dimethyl-isoxazol-4-ylmethoxy)-2,6-
5 difluoro-benzyl ester;
- 5-tert-butylaminocarbonyloxy-2-fluorobenzyl cis-2,6-dimethylpiperazine-1-carboxylate;
- 2-fluoro-5-(4-difluoromethoxybenzyl)oxybenzyl cis-2,6-dimethylpiperazine-1-
carboxylate;
- piperazine-1-carboxylic acid 2,6-difluoro-4-(5-thiophen-2-yl-[1,2,4]oxadiazol-3-
10 ylmethoxy)-benzyl ester;
- (R)-2-methyl-piperazine-1-carboxylic acid 2,6-difluoro-4-(5-thiophen-2-yl-
[1,2,4]oxadiazol-3-ylmethoxy)-benzyl ester;
- cis-2,6-dimethyl-piperazine-1-carboxylic acid 2,6-difluoro-4-(5-thiophen-2-yl-
[1,2,4]oxadiazol-3-ylmethoxy)-benzyl ester;
- 15 2,6-difluoro-4-(3-fluorobenzyl)oxybenzyl cis-2,6-dimethylpiperazine-1-carboxylate;
- 2,6-difluoro-4-(3,4-difluorobenzyl)oxybenzyl cis-2,6-dimethylpiperazine-1-carboxylate;
- 2-fluoro-5-(2,4-difluorobenzyl)oxybenzyl cis-2,6-dimethylpiperazine-1-carboxylate;
- 2-fluoro-5-(3,4-difluorobenzyl)oxybenzyl cis-2,6-dimethylpiperazine-1-carboxylate;
- 2,6-difluoro-4-(3-furylmethyl)oxybenzyl cis-2,6-dimethylpiperazine-1-carboxylate;
- 20 (+/-)-2,6-difluoro-4-(3-furylmethyl)oxybenzyl 2-ethylpiperazine-1-carboxylate;
- (+/-)-piperazine-1-carboxylic acid 2,6-difluoro-4-(tetrahydro-furan-2-ylmethoxy)-benzyl
ester;
- (+/-)-piperazine-1-carboxylic acid 2-fluoro-4-(tetrahydro-furan-2-ylmethoxy)-benzyl
ester;

- 2,6-difluoro-4-(3-thienylmethyl)oxybenzyl cis-2,6-dimethylpiperazine-1-carboxylate;
- 2,6-difluoro-4-(3-thienylmethyl)oxybenzyl piperazine-1-carboxylate;
- (R)-2,6-difluoro-4-(3-thienylmethyl)oxybenzyl 2-methylpiperazine-1-carboxylate;
- (+/-)-2,6-difluoro-4-(3-thienylmethyl)oxybenzyl 2-ethylpiperazine-1-carboxylate;
- 5 cis-2,6-dimethyl-piperazine-1-carboxylic acid 2,6-difluoro-4-(5-methyl-isoxazol-3-ylmethoxy)-benzyl ester;
- cis-2,6-dimethyl-piperazine-1-carboxylic acid 2,6-difluoro-4-(5-methyl-3-phenyl-isoxazol-4-ylmethoxy)-benzyl ester;
- (+/-)-2-fluoro-5-(2-propenyl)oxybenzyl 2-ethylpiperazine-1-carboxylate;
- 10 2-fluoro-5-(2-propenyl)oxybenzyl piperazine-1-carboxylate;
- 2,6-difluoro-4-(2-thienylmethyl)oxybenzyl piperazine-1-carboxylate;
- (R)-2,6-difluoro-4-(2-thienylmethyl)oxybenzyl 2-methylpiperazine-1-carboxylate;
- cis-2,6-dimethyl-piperazine-1-carboxylic acid 2,6-difluoro-4-(thiophen-2-ylmethoxy)-benzyl ester;
- 15 5-butylaminocarbonyloxy-2-fluorobenzyl cis-2,6-dimethylpiperazine-1-carboxylate;
- 2-fluoro-5-(2-propynyl)oxybenzyl cis-2,6-dimethylpiperazine-1-carboxylate;
- 5-(5-[2,1,3]benzothiadiazolylmethyl)oxy-2-fluorobenzyl cis-2,6-dimethylpiperazine-1-carboxylate;
- 2-fluoro-5-(3-fluorobenzyl)oxybenzyl cis-2,6-dimethylpiperazine-1-carboxylate;
- 20 (R)-2-fluoro-5-pentyloxybenzyl 2-methylpiperazine-1-carboxylate;
- 5-(cyclopropylmethyl)oxy-2-fluorobenzyl cis-2,6-dimethylpiperazine-1-carboxylate;
- (R)-2-methyl-piperazine-1-carboxylic acid 2-fluoro-5-(2-thiophen-2-yl-ethoxy)-benzyl ester;
- cis-2,6-dimethyl-piperazine-1-carboxylic acid 3-bromo-2,6-difluoro-benzyl ester;

- cis-2,6-dimethyl-piperazine-1-carboxylic acid 2,4-difluoro-2'-methoxy-biphenyl-3-ylmethyl ester;
- cis-2,6-dimethyl-piperazine-1-carboxylic acid 2,4-difluoro-3',4'-dimethoxy-biphenyl-3-ylmethyl ester;
- 5 cis-2,6-dimethyl-piperazine-1-carboxylic acid 2,4-difluoro-3'-hydroxy-4'-methoxy-biphenyl-3-ylmethyl ester;
- cis-2,6-dimethyl-piperazine-1-carboxylic acid 3'-amino-2,4-difluoro-biphenyl-3-ylmethyl ester;
- cis-2,6-dimethyl-piperazine-1-carboxylic acid 4'-acetyl-2,4-difluoro-biphenyl-3-ylmethyl
10 ester;
- cis-2,6-dimethyl-piperazine-1-carboxylic acid 3'-acetyl-2,4-difluoro-biphenyl-3-ylmethyl ester;
- (R)-2-ethyl-piperazine-1-carboxylic acid 2,6-difluoro-3-methyl-benzyl ester;
- (R)-2-ethyl-piperazine-1-carboxylic acid 2,6-difluoro-benzyl ester;
- 15 (R)-2-ethyl-piperazine-1-carboxylic acid 4-cyclopropylmethoxy-2,6-difluoro-benzyl ester;
- (R)-2-ethyl-piperazine-1-carboxylic acid 2,6-difluoro-4-propoxy-benzyl ester;
- (R)-2-ethyl-piperazine-1-carboxylic acid 4-allyloxy-2,6-difluoro-benzyl ester;
- (R)-2-ethyl-piperazine-1-carboxylic acid 2,6-difluoro-4-prop-2-ynyloxy-benzyl ester;
- (R)-2-ethyl-piperazine-1-carboxylic acid 4-butoxy-2,6-difluoro-benzyl ester;
- 20 (R)-2-ethyl-piperazine-1-carboxylic acid 2,6-difluoro-4-(2-methoxy-ethoxy)-benzyl ester;
- (R)-2-ethyl-piperazine-1-carboxylic acid 4-ethoxy-2,6-difluoro-benzyl ester;
- (R)-2-ethyl-piperazine-1-carboxylic acid 2,6-difluoro-4-(2-methyl-thiazol-4-ylmethoxy)-benzyl ester;
- (R)-2-ethyl-piperazine-1-carboxylic acid 2-fluoro-5-methoxy-benzyl ester;

- (R)-2-ethyl-piperazine-1-carboxylic acid 5-ethoxy-2-fluoro-benzyl ester;
- (R)-2-ethyl-piperazine-1-carboxylic acid 2-fluoro-5-propoxy-benzyl ester;
- (R)-2-ethyl-piperazine-1-carboxylic acid 5-butoxy-2-fluoro-benzyl ester;
- (R)-2-ethyl-piperazine-1-carboxylic acid 2-fluoro-5-pentyloxy-benzyl ester;
- 5 (R)-2-ethyl-piperazine-1-carboxylic acid 2-fluoro-5-(3-methyl-butoxy)-benzyl ester;
- (R)-2-ethyl-piperazine-1-carboxylic acid 5-benzyloxy-2-fluoro-benzyl ester;
- (R)-2-ethyl-piperazine-1-carboxylic acid 2-fluoro-5-phenethyloxy-benzyl ester;
- (R)-2-ethyl-piperazine-1-carboxylic acid 2-fluoro-5-(2-methyl-benzyloxy)-benzyl ester;
- (R)-2-ethyl-piperazine-1-carboxylic acid 2-fluoro-5-(3-methyl-benzyloxy)-benzyl ester;
- 10 (R)-2-ethyl-piperazine-1-carboxylic acid 2-fluoro-5-(2-pyrrol-1-yl-ethoxy)-benzyl ester;
- (R)-2-ethyl-piperazine-1-carboxylic acid 5-cyclopropylmethoxy-2-fluoro-benzyl ester;
- (R)-2-ethyl-piperazine-1-carboxylic acid 5-cyclobutylmethoxy-2-fluoro-benzyl ester;
- (R)-2-ethyl-piperazine-1-carboxylic acid 5-cyclohexylmethoxy-2-fluoro-benzyl ester;
- (R)-2-ethyl-piperazine-1-carboxylic acid 5-(2-cyclohexyl-ethoxy)-2-fluoro-benzyl ester;
- 15 (R)-2-ethyl-piperazine-1-carboxylic acid 2-fluoro-5-prop-2-ynyloxy-benzyl ester;
- (R)-2-ethyl-piperazine-1-carboxylic acid 5-allyloxy-2-fluoro-benzyl ester;
- (R)-2-ethyl-piperazine-1-carboxylic acid 2-fluoro-5-(2-methoxy-ethoxy)-benzyl ester;
- (R)-2-ethyl-piperazine-1-carboxylic acid 5-(2-ethoxy-ethoxy)-2-fluoro-benzyl ester;
- (R)-2-ethyl-piperazine-1-carboxylic acid 2-fluoro-5-(3-phenoxy-propoxy)-benzyl ester;
- 20 (R)-2-ethyl-piperazine-1-carboxylic acid 2,6-difluoro-3-methoxy-benzyl ester;
- (R)-2-ethyl-piperazine-1-carboxylic acid 3-ethoxy-2,6-difluoro-benzyl ester;
- (R)-2-ethyl-piperazine-1-carboxylic acid 2,6-difluoro-3-propoxy-benzyl ester;

- (R)-2-ethyl-piperazine-1-carboxylic acid 3-butoxy-2,6-difluoro-benzyl ester;
- (R)-2-ethyl-piperazine-1-carboxylic acid 2,6-difluoro-3-pentyloxy-benzyl ester;
- (R)-2-ethyl-piperazine-1-carboxylic acid 2,6-difluoro-3-(3-methyl-butoxy)-benzyl ester;
- (R)-2-ethyl-piperazine-1-carboxylic acid 3-benzyloxy-2,6-difluoro-benzyl ester;
- 5 (R)-2-ethyl-piperazine-1-carboxylic acid 2,6-difluoro-3-(3-phenyl-propoxy)-benzyl ester;
- (R)-2-ethyl-piperazine-1-carboxylic acid 2,6-difluoro-3-(4-methyl-benzyloxy)-benzyl ester;
- (R)-2-ethyl-piperazine-1-carboxylic acid 2,6-difluoro-3-(3-methyl-benzyloxy)-benzyl ester;
- 10 (R)-2-ethyl-piperazine-1-carboxylic acid 2,6-difluoro-3-(2-methyl-benzyloxy)-benzyl ester;
- (R)-2-ethyl-piperazine-1-carboxylic acid 3-(3,3-dimethyl-butoxy)-2,6-difluoro-benzyl ester;
- (R)-2-ethyl-piperazine-1-carboxylic acid 2,6-difluoro-3-(2-pyrrol-1-yl-ethoxy)-benzyl ester;
- 15 ester;
- (R)-2-ethyl-piperazine-1-carboxylic acid 3-cyclopropylmethoxy-2,6-difluoro-benzyl ester;
- (R)-2-ethyl-piperazine-1-carboxylic acid 3-cyclobutylmethoxy-2,6-difluoro-benzyl ester;
- (R)-2-ethyl-piperazine-1-carboxylic acid 3-(2-cyclohexyl-ethoxy)-2,6-difluoro-benzyl ester;
- 20 (R)-2-ethyl-piperazine-1-carboxylic acid 2,6-difluoro-3-prop-2-ynyloxy-benzyl ester;
- (R)-2-ethyl-piperazine-1-carboxylic acid 3-allyloxy-2,6-difluoro-benzyl ester;
- (R)-2-ethyl-piperazine-1-carboxylic acid 2,6-difluoro-3-(2-methoxy-ethoxy)-benzyl ester;
- (R)-2-ethyl-piperazine-1-carboxylic acid 3-(2-ethoxy-ethoxy)-2,6-difluoro-benzyl ester;

- (R)-2-ethyl-piperazine-1-carboxylic acid 2,6-difluoro-3-(3-phenoxy-propoxy)-benzyl ester;
- (R)-2-ethyl-piperazine-1-carboxylic acid 1-[2-fluoro-5-(3-methoxy-propoxy)-benzyl] ester;
- (R)-2-ethyl-piperazine-1-carboxylic acid 1-[2,6-difluoro-3-(3-methoxy-propoxy)-benzyl] ester;
- 5 (R)-2-ethyl-piperazine-1-carboxylic acid 4-cyclopropylmethoxy-2-chloro-6-fluoro-benzyl ester;
- (R)-2-ethyl-piperazine-1-carboxylic acid 2-chloro-6-fluoro-4-propoxy-benzyl ester;
- (R)-2-ethyl-piperazine-1-carboxylic acid 2-chloro-6-fluoro-4-ethoxy-benzyl ester;
- 10 (R)-2-ethyl-piperazine-1-carboxylic acid 4-butoxy-2-chloro-6-fluoro-benzyl ester;
- (R)-2-ethyl-piperazine-1-carboxylic acid 4-butoxy-2-chloro-6-fluoro-benzyl ester;
- (R)-2-ethyl-piperazine-1-carboxylic acid 4-allyloxy-2-chloro-6-fluoro-benzyl ester;
- (R)-2-ethyl-piperazine-1-carboxylic acid 2-chloro-6-fluoro-4-prop-2-ynyloxy-benzyl ester;
- 15 (R)-2-ethyl-piperazine-1-carboxylic acid 2-chloro-6-fluoro-4-(2-methoxy-ethoxy)-benzyl ester;
- (R)-2-ethyl-piperazine-1-carboxylic acid 2-chloro-6-fluoro-4-(3-methoxy-propoxy)-benzyl ester;
- (R)-2-Ethyl-piperazine-1-carboxylic acid 2-chloro-6-fluoro-4-(2-methyl-thiazol-4-ylmethoxy)-benzyl ester.
- 20

Examples of particularly preferred compounds of formula I are:

Piperazine-1-carboxylic acid 4-trifluoromethoxy-benzyl ester;

piperazine-1-carboxylic acid 2-chloro-benzyl ester;

- piperazine-1-carboxylic acid 4-difluoromethoxy-benzyl ester;
- piperazine-1-carboxylic acid 2-fluoro-benzyl ester;
- cis-2,6-dimethyl-piperazine-1-carboxylic acid 4-chloro-benzyl ester;
- piperazine-1-carbothioic acid S-(4-benzyloxy-benzyl) ester;
- 5 piperazine-1-carbothioic acid S-(2,4-difluoro-benzyl) ester;
- piperazine-1-carbothioic acid S-(4-methoxy-benzyl) ester;
- piperazine-1-carbothioic acid S-[4-(4-fluoro-benzyloxy)-benzyl] ester;
- piperazine-1-carboxylic acid 4-(4-fluoro-benzyloxy)-benzyl ester;
- cis-2,6-dimethylpiperazine-1-carboxylic acid 2-(2-thienyl)ethyl ester;
- 10 cis-2,6-dimethylpiperazine-1-carboxylic acid 2-fluoro-benzyl ester;
- 4-bromo-2-fluorobenzyl cis-2,6-dimethylpiperazine-1-carboxylate;
- 2-fluoro-4-propylbenzyl cis-2,6-dimethylpiperazine-1-carboxylate;
- S-4-[(butylamino)carbonyl]oxybenzyl piperazine-1-thiocarboxylate;
- S-4-[(2-propylamino)carbonyl]oxybenzyl piperazine-1-thiocarboxylate;
- 15 S-4-[(benzylamino)carbonyl]oxybenzyl piperazine-1-thiocarboxylate;
- 4-difluoromethoxybenzyl cis-2,6-dimethylpiperazine-1-carboxylate;
- 4-ethyl-2-fluorobenzyl cis-2,6-dimethylpiperazine-1-carboxylate;
- S-4-[(tert-butylamino)carbonyl]oxybenzyl piperazine-1-thiocarboxylate;
- 2,6-difluorobenzyl cis-2,6-dimethylpiperazine-1-carboxylate;
- 20 2-fluoro-4-difluoromethoxybenzyl cis-2,6-dimethylpiperazine-1-carboxylate;
- 3-benzyloxybenzyl cis-2,6-dimethylpiperazine-1-carboxylate;
- 2,6-difluoro-4-difluoromethoxybenzyl cis-2,6-dimethylpiperazine-1-carboxylate;

- (+/-)-4-difluoromethoxybenzyl 2-ethylpiperazine-1-carboxylate;
- S-4-(2-oxo-2-phenylethoxy)benzyl piperazine-1-thiocarboxylate;
- (R)-4-difluoromethoxybenzyl 2-ethylpiperazine-1-carboxylate;
- (R)-2,6-difluoro-4-propoxybenzyl 2-methylpiperazine-1-carboxylate;
- 5 (R)-4-difluoromethoxybenzyl 2-methylpiperazine-1-carboxylate;
- 2-fluoro-5-propoxybenzyl cis-2,6-dimethylpiperazine-1-carboxylate;
- cis-2,6-dimethyl-piperazine-1-carboxylic acid 4-(3,5-dimethyl-isoxazol-4-ylmethoxy)-2,6-difluoro-benzyl ester;
- (R)-2-fluoro-5-(2-propenyl)oxybenzyl 2-methylpiperazine-1-carboxylate;
- 10 2-fluoro-5-(2-propenyl)oxybenzyl cis-2,6-dimethylpiperazine-1-carboxylate;
- (R)-2-fluoro-5-pentyloxybenzyl 2-methylpiperazine-1-carboxylate;
- 5-(cyclopropylmethyl)oxy-2-fluorobenzyl cis-2,6-dimethylpiperazine-1-carboxylate;
- (R)-2-ethyl-piperazine-1-carboxylic acid 4-cyclopropylmethoxy-2,6-difluoro-benzyl ester;
- (R)-2-ethyl-piperazine-1-carboxylic acid 2,6-difluoro-4-propoxy-benzyl ester;
- 15 (R)-2-ethyl-piperazine-1-carboxylic acid 4-allyloxy-2,6-difluoro-benzyl ester;
- (R)-2-ethyl-piperazine-1-carboxylic acid 2,6-difluoro-4-prop-2-ynyloxy-benzyl ester;
- (R)-2-ethyl-piperazine-1-carboxylic acid 5-allyloxy-2-fluoro-benzyl ester;
- (R)-2-ethyl-piperazine-1-carboxylic acid 3-allyloxy-2,6-difluoro-benzyl ester;
- (R)-2-ethyl-piperazine-1-carboxylic acid 4-cyclopropylmethoxy-2-chloro-6-fluoro-benzyl
- 20 ester;
- (R)-2-ethyl-piperazine-1-carboxylic acid 2-chloro-6-fluoro-4-propoxy-benzyl ester;
- (R)-2-ethyl-piperazine-1-carboxylic acid 4-allyloxy-2-chloro-6-fluoro-benzyl ester;

(R)-2-ethyl-piperazine-1-carboxylic acid 2-chloro-6-fluoro-4-prop-2-ynyloxy-benzyl ester.

Most preferred compounds according to formula I are:

- 5 S-4-[(2-propylamino)carbonyl]oxybenzyl piperazine-1-thiocarboxylate;
S-4-[(benzylamino)carbonyl]oxybenzyl piperazine-1-thiocarboxylate;
S-4-[(tert-butylamino)carbonyl]oxybenzyl piperazine-1-thiocarboxylate;
2,6-difluoro-4-difluoromethoxybenzyl cis-2,6-dimethylpiperazine-1-carboxylate;
(R)-4-difluoromethoxybenzyl 2-ethylpiperazine-1-carboxylate;
- 10 (R)-2,6-difluoro-4-propoxybenzyl 2-methylpiperazine-1-carboxylate;
cis-2,6-dimethyl-piperazine-1-carboxylic acid 4-(3,5-dimethyl-isoxazol-4-ylmethoxy)-2,6-difluoro-benzyl ester;
2-fluoro-5-(2-propenyl)oxybenzyl cis-2,6-dimethylpiperazine-1-carboxylate;
(R)-2-fluoro-5-pentyloxybenzyl 2-methylpiperazine-1-carboxylate;
- 15 5-(cyclopropylmethyl)oxy-2-fluorobenzyl cis-2,6-dimethylpiperazine-1-carboxylate;
(R)-2-ethyl-piperazine-1-carboxylic acid 4-cyclopropylmethoxy-2,6-difluoro-benzyl ester;
(R)-2-ethyl-piperazine-1-carboxylic acid 2,6-difluoro-4-propoxy-benzyl ester;
(R)-2-ethyl-piperazine-1-carboxylic acid 4-allyloxy-2,6-difluoro-benzyl ester;
(R)-2-ethyl-piperazine-1-carboxylic acid 2,6-difluoro-4-prop-2-ynyloxy-benzyl ester;
- 20 (R)-2-ethyl-piperazine-1-carboxylic acid 4-cyclopropylmethoxy-2-chloro-6-fluoro-benzyl ester;
(R)-2-ethyl-piperazine-1-carboxylic acid 2-chloro-6-fluoro-4-propoxy-benzyl ester;
(R)-2-ethyl-piperazine-1-carboxylic acid 4-allyloxy-2-chloro-6-fluoro-benzyl ester and

(R)-2-ethyl-piperazine-1-carboxylic acid 2-chloro-6-fluoro-4-prop-2-ynyloxy-benzyl ester.

Processes for the manufacture of the compounds according to formula I are an
5 object of the present invention. The substituents and indices used in the following schemes have the significance given above unless indicated to the contrary.

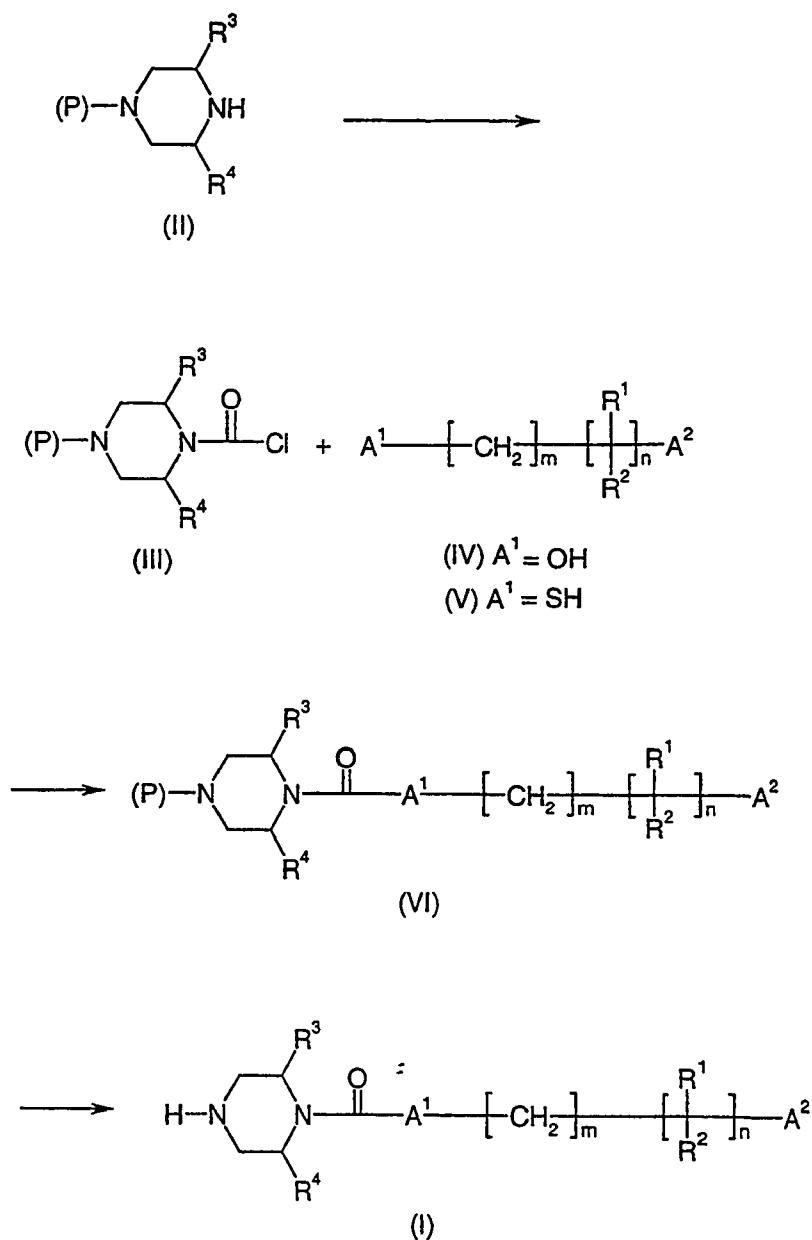
Compounds of formula (I) where R^1 to R^4 , A^1 , A^2 and n are as previously defined may be conveniently prepared according to Reaction Scheme 1.

10

15

20

Reaction Scheme 1



A compound of formula (VI) can be prepared by reaction of the piperazine carbamoyl chloride (III) with an alcohol (IV) or thiol (V) in the presence of a suitable base such as sodium hydride, triethylamine, PS-BEMP or pyridine in a solvent such as acetonitrile, N-methylpyrrolidinone, dimethyl formamide, tetrahydrofuran or dichloromethane. The piperazine may be protected using a suitable protecting group (P) e.g. tert-butoxycarbonyl, 9-fluorenylmethoxycarbonyl, allyloxycarbonyl, trimethylsilyl, 3,4-dimethoxybenzyl and trityl, preferably tert-butoxycarbonyl and 9-

fluorenylmethoxycarbonyl. These protective groups may also be bound to a polymeric resin, e.g., polystyrene-PEG-bound trityl.

The protected piperazine-carbamoyl chloride (III) may be synthesised from a protected piperazine (II) by treatment with a reagent such as phosgene, diphosgene or triphosgene in the presence of a base such as pyridine in a suitable solvent, for instance dichloromethane. Where necessary, protected piperazines (II) can be synthesised from commercially available monoalkyl- or dialkyl-piperazines by treatment with reagents known to introduce the desired protecting group e.g. di-tert-butyl dicarbonate or 9-fluorenylmethyl chloroformate. The protection of the piperazines may also be accomplished by covalent linkage of the appropriate piperazine nitrogen to a polymeric resin, e. g., polystyrene-PEG-hydroxytrityl resin in the case of P = trityl, using methods known in the art. Mono or dialkyl-piperazines may be prepared by those skilled in the art via a variety of methods which includes, but is not limited to: reduction of mono or dialkylpyrazines using e.g. catalytic hydrogenation or dissolved metal reagents; alkylation of ethylene diamine and alkylated analogues with e.g. alkyl-substituted 1,2-dihaloethane compounds, alkyl-substituted 1,2-ethanediol compounds or alkyl-substituted ethane-1,2-dialkylsulfonate compounds; reduction of a monoalkyl substituted 2,5-diketopiperazine with e.g. sodium or lithium borohydride or lithium aluminium hydride.

The alcohol (IV) may be commercially available or alternatively may be synthesised via reduction of an aldehyde, carboxylic acid, ester or amide derivative with a reagent such as sodium or lithium borohydride or lithium aluminium hydride in a suitable solvent or alternatively via Grignard addition of alkyl- or aryl-magnesium halides or alkyl- or aryl-lithium nucleophiles to aldehydes or carboxylic esters or amides. The aldehydes, carboxylic acids, esters and amides may be commercially available or synthesised according to methods known to those skilled in the art. Such methods include but are not limited to formylation of an aryl or heteroaryl containing starting-material, vicarious nucleophilic substitution, hydrolysis of an alkyl halide or oxidation of an aryl-methyl (tolyl) group.

Thiols of formula (V) may be prepared from (IV) by a variety of methods e.g. displacement of an activated derivative of the hydroxyl of (IV) with a sulfur nucleophile such as thiolacetic acid followed by treatment with a reducing agent such as lithium aluminium hydride. Activated hydroxyl derivatives include but are not limited to

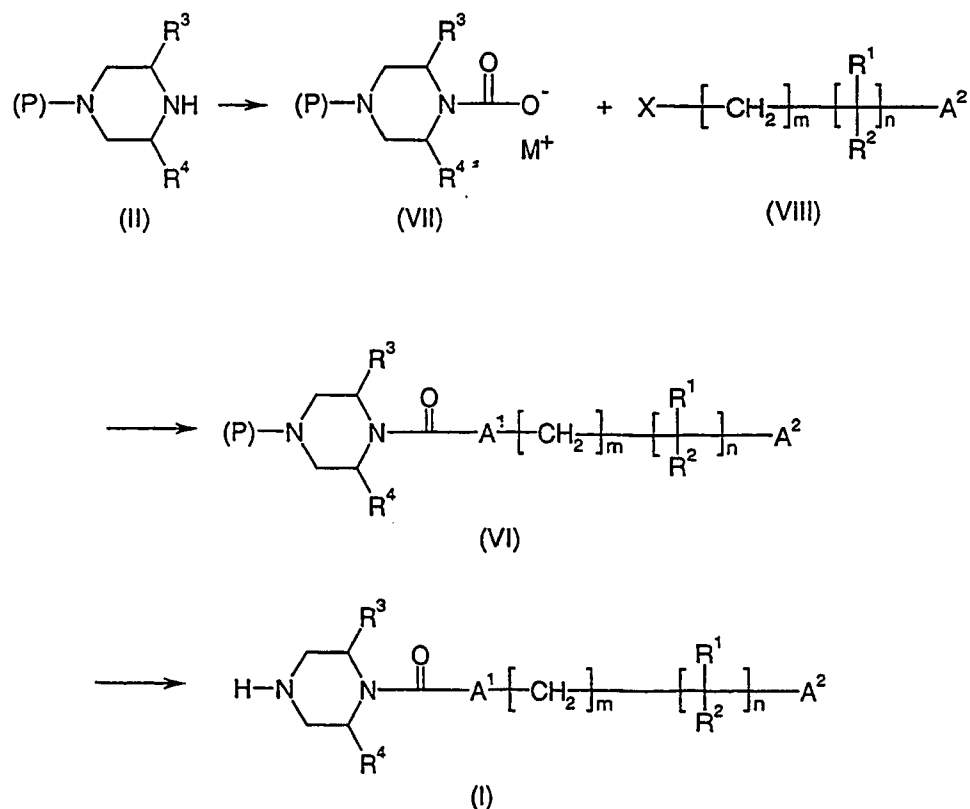
mesylates, tosylates and in situ activation with phosphorus compounds such as triphenylphosphine.

Thiols of formula (V) may be replaced by xanthogenates, which are prepared *in situ* from alcohol (IV) with carbon disulfide and a base such as sodium or potassium hydroxide in a solvent such as tetrahydrofuran or acetone.

Compounds of formula (I) may be prepared from compounds of formula (VI) by reaction with a reagent known to selectively remove the protecting group (P) e.g. tert-butoxycarbonyl, triphenylmethyl and 3,4-dimethoxybenzyl may be removed using an acid such as hydrochloric acid or trifluoroacetic acid and 9-fluorenylmethoxycarbonyl may be removed by treatment with a base such as morpholine.

Alternatively compounds of formula (I) where $A^1 = O$ may be prepared via Reaction Scheme (2) below.

Reaction Scheme 2

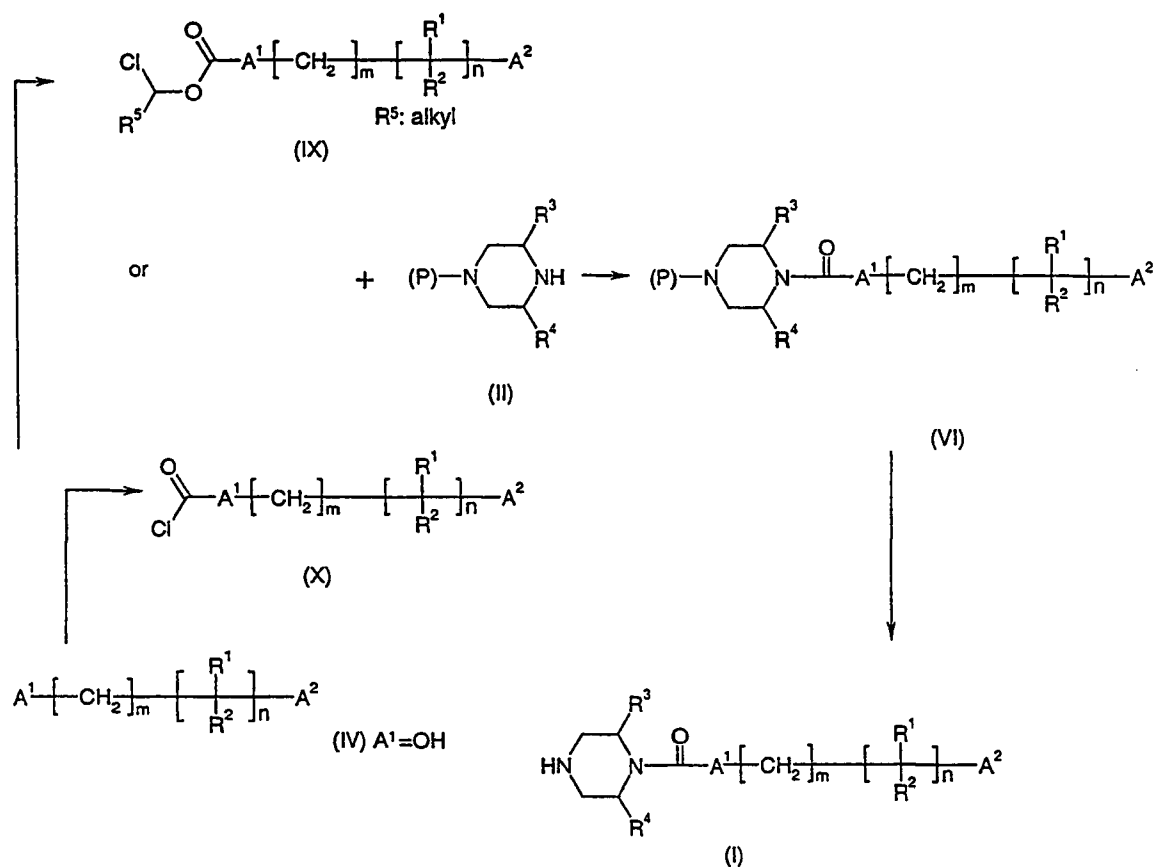


Reaction of a piperazine (II) with carbon dioxide in the presence of a base such as tetraalkylammonium (for alkyl preferably ethyl or butyl) hydrogencarbonate or potassium hydride or butyl-lithium or a metal such as lithium may produce the piperazine-
5 carboxylate (VII). Treatment of (VII) with halide (VIII) (X means Cl, Br or I) in a suitable solvent may give a compound of formula (VI) where $A^1 = O$. Halides of formula (VIII) may be synthesised if not commercially available by methods known to those skilled in the art. Such methods include, but are not limited to: conversion of an alcohol of formula
10 (IV) where $A^1 = O$ via treatment with triphenylphosphine and a halogen such as bromine; formation and displacement of an alkyl or arylsulfonate such as mesylate or tosylate with a halide salt such as sodium bromide in a solvent such as tetrahydrofuran or acetone and halogenation of an aralkyl or heteroaralkyl compound with a reagent such as N-bromosuccinimide optionally in the presence of a co-reagent such as AIBN (2,2'-azobisisobutyronitrile) or benzoyl peroxide. Compounds of formula (VI) can be
15 transformed into compounds of formula (I) by methods as described above in Reaction Scheme 1.

If, in any of the other processes mentioned herein, R^1 , R^2 , R^3 , R^4 and the substituent groups attached to A^2 are other than the one required, the substituent group may be converted to the desired substituent by known methods. R^1 , R^2 , R^3 , R^4 and the substituent
20 groups attached to A^2 may also need protecting against the conditions under which the reaction is carried out. In such a case, the protecting group may be removed after the reaction has been completed.

Alternatively compounds of formula (I) where $A^1 = O$ may be prepared via Reaction Scheme (3) below.

Reaction Scheme 3



A compound of formula (VI) can be prepared by reaction of the piperazine (II) with an
 5 activated derivative (IX) or (X) of alcohol (IV) optionally in the presence of a suitable base
 such as triethylamine, PS-BEMP or pyridine in a solvent such as acetonitrile, N-
 methylpyrrolidinone, dimethyl formamide, tetrahydrofuran or dichloromethane. The
 piperazine may be protected using a suitable protecting group (P) e.g. tert-
 butoxycarbonyl, 9-fluorenylmethoxycarbonyl, allyloxycarbonyl, trimethylsilyl, 3,4-
 10 dimethoxybenzyl and trityl, preferably tert-butoxycarbonyl and 9-
 fluorenylmethoxycarbonyl.

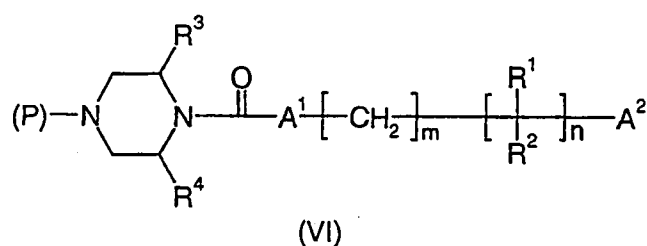
The activated derivative (IX) may be synthesised from alcohol (IV) with 1-chloroalkyl
 chloroformate, preferably 1-chloroethyl chloroformate, in the presence of a suitable base
 such as triethylamine, PS-BEMP or pyridine in a solvent such as acetonitrile, N-
 15 methylpyrrolidinone, dimethyl formamide, tetrahydrofuran or dichloromethane.

The activated derivative (X) is either commercially available or may be synthesised from alcohol (IV) by treatment with a reagent such as phosgene, diphosgene, or triphosgene, optionally in the presence of a base such as pyridine, in a suitable solvent, e. g., dichloromethane or tetrahydrofuran.

- 5 Compounds of formula (I) may be prepared from compounds of formula (VI) by reaction with a reagent known to selectively remove the protecting group (P) e.g. tert-butoxycarbonyl and 3,4-dimethoxybenzyl may be removed using an acid such as hydrochloric acid or trifluoroacetic acid and 9-fluorenylmethoxycarbonyl may be removed by treatment with a base such as morpholine.

- 10 The processes as described above may be carried out to give a compound of the invention in the form of a free base or as an acid addition salt. If the compound of the invention is obtained as an acid addition salt, the free base can be obtained by basifying a solution of the acid addition salt. Conversely, if the product of the process is a free base, an acid addition salt, particularly a pharmaceutically acceptable acid addition salt, may be
 15 obtained by dissolving the free base in a suitable organic solvent and treating the solution with an acid, in accordance with conventional procedures for preparing acid addition salts from basic compounds.

- A further object of the present invention is the process for the preparation of a
 20 compound according to formula I comprising the deprotection of a compound according to formula



- wherein R^1 to R^4 , A^1 , A^2 , m and n are defined as before and (P) is a nitrogen protecting group. Examples of nitrogen protecting groups are tert-butoxycarbonyl, 9-
 25 fluorenylmethoxycarbonyl, allyloxycarbonyl, trimethylsilyl, 3,4-dimethoxybenzyl and trityl, preferably tert-butoxycarbonyl and 9-fluorenylmethoxycarbonyl.

Another preferred aspect of this invention are the following intermediates:

- Cis-4-chlorocarbonyl-2,6-dimethyl-piperazine-1-carboxylic acid tert-butyl ester;
- Piperazine-1,4-dicarboxylic acid tert-butyl ester 4-trifluoromethoxy-benzyl ester;
- Piperazine-1,4-dicarboxylic acid tert-butyl ester 2-fluoro-benzyl ester;
- 5 4-(4-Benzyloxy-benzylsulfanylcarbonyl)-piperazine-1-carboxylic acid tert-butyl ester;
- 4-[4-(4-Fluoro-benzyloxy)-benzylsulfanylcarbonyl]-piperazine-1-carboxylic acid tert-butyl ester;
- Piperazine-1,4-dicarboxylic acid 4-benzyloxy-benzyl ester 9H-fluoren-9-ylmethyl ester;
- Piperazine-1,4-dicarboxylic acid 9H-fluoren-9-ylmethyl ester 4-(4-fluoro-benzyloxy)-
10 benzyl ester;
- Piperazine-1,4-dicarboxylic acid 9H-fluoren-9-ylmethyl ester 4-methoxy-benzyl ester;
- Piperazine-1,4-dicarboxylic acid benzhydryl ester 9H-fluoren-9-ylmethyl ester;
- (RS)-Piperazine-1,4-dicarboxylic acid 9H-fluoren-9-ylmethyl ester 1-phenyl-ethyl ester;
- cis-2,6-Dimethylpiperazine-1,4-dicarboxylic acid 5-(2-chloropyridyl)methyl ester tert-
15 butyl ester;
- cis-2,6-Dimethylpiperazine-1,4-dicarboxylic acid 5-[2-(3-chlorobenzyloxy)]pyridyl-methyl ester tert-butyl ester;
- Piperazine-1,4-dicarboxylic acid 5-[2-(3-chlorobenzyloxy)]pyridyl-methyl ester tert-butyl ester;
- 20 [(4-tert-Butyl-dimethylsilyloxy)benzylsulfanylcarbonyl]-piperazine-4-carboxylic acid tert-butyl ester;
- Piperazine-1,4-dicarboxylic acid (3-tert-butyl dimethylsilyloxy)benzyl ester tert-butyl ester;
- Piperazine-1,4-dicarboxylic acid (3-hydroxy)benzyl ester tert-butyl ester;
- Piperazine-1,4-dicarboxylic acid 3-(2-phenylethoxy)benzyl ester tert-butyl ester;

4-(4-Fluoro-benzyloxy)-phenyl-methanethiol;

(RS)-Carbonic acid 4-benzyloxy-benzyl ester 1-chloro-ethyl ester;

(RS)-Carbonic acid 1-chloro-ethyl ester 4-(4-fluoro-benzyloxy)-benzyl ester;

(RS)-Carbonic acid 1-chloro-ethyl ester 4-methoxy-benzyl ester;

5 (RS)-Carbonic acid benzhydryl ester 1-chloro-ethyl ester;

(RS)-Carbonic acid 1-chloro-ethyl ester 1-phenyl-ethyl ester.

The compounds according to formula I for as therapeutically active substances are a further object of the invention.

10 Also an object of the invention are compounds of formula I as described above for the production of medicaments for the prophylaxis and therapy of illnesses which are caused by disorders associated with the 5-HT₂ receptor, particularly with the 5-HT_{2a}, 5-HT_{2b} or 5-HT_{2c} subtype. Most preferred is the 5-HT_{2c} subtype.

Likewise an object of the invention are pharmaceutical composition comprising a
15 compound of formula I and a therapeutically inert carrier.

A further object of the invention are compounds in accordance with formula I for the production of medicaments for the treatment and prophylaxis of eating disorders and obesity.

Also an object of the invention is the use of a compound according to formula I for
20 the production of medicaments for the treatment of diabetes mellitus, Type I diabetes, Type II diabetes, diabetes secondary to pancreatic disease, diabetes related to steroid use, Type III diabetes, hyperglycaemia, diabetic complications and insulin resistance.

Particularly, a further object of the invention is the use of a compound of formula I for the production of medicaments for the treatment of Type II diabetes.

25 An object of the invention is the use of compounds in accordance with formula I for the production of medicaments for the treatment and prophylaxis of disorders of the central nervous system, cardiovascular disorders, gastrointestinal disorders, diabetes insipidus and sleep apnoea.

Particularly an object of the invention is the above use, wherein the disorders of the central nervous system are selected from depression, atypical depression, bipolar disorders, anxiety disorders, obsessive-compulsive disorders, social phobias or panic states, sleep disorders, sexual dysfunction, psychoses, schizophrenia, migraine and other conditions associated with cephalic pain or other pain, raised intracranial pressure, epilepsy, personality disorders, age-related behavioural disorders, behavioural disorders associated with dementia, organic mental disorders, mental disorders in childhood, aggressivity, age-related memory disorders, chronic fatigue syndrome, drug and alcohol addiction, bulimia, anorexia nervosa, premenstrual tension, trauma, stroke, neurodegenerative diseases, encephalitis and meningitis.

A further preferred embodiment of the present invention is the above mentioned use of the compounds according to formula I, wherein the cardiovascular disorder is thrombosis.

Also preferred is the mentioned use of the compounds according to formula I, wherein the gastrointestinal disorder is dysfunction of gastrointestinal motility.

A further object of the invention are compounds in accordance with formula I, when manufactured according to the described process.

A further embodiment of the present invention is a method for the treatment and prophylaxis of disorders of the central nervous system, cardiovascular disorders, gastrointestinal disorders, diabetes insipidus, and sleep apnoea., which method comprises administering an effective amount of a compound of formula I as described. Preferred is this method, wherein the disorders of the central nervous system are selected from depression, atypical depression, bipolar disorders, anxiety disorders, obsessive-compulsive disorders, social phobias or panic states, sleep disorders, sexual dysfunction, psychoses, schizophrenia, migraine and other conditions associated with cephalic pain or other pain, raised intracranial pressure, epilepsy, personality disorders, age-related behavioural disorders, behavioural disorders associated with dementia, organic mental disorders, mental disorders in childhood, aggressivity, age-related memory disorders, chronic fatigue syndrome, drug and alcohol addiction, bulimia, anorexia nervosa, premenstrual tension, trauma, stroke, neurodegenerative diseases, encephalitis and meningitis.

A preferred object of the invention is a method for the treatment and prophylaxis of eating disorders and obesity, which method comprises administering an effective amount of a compound of formula I.

Another object of the present invention is a method for the treatment and prophylaxis of disorders selected from diabetes mellitus, Type I diabetes, Type II diabetes, diabetes secondary to pancreatic disease, diabetes related to steroid use, Type III diabetes, hyperglycaemia, diabetic complications and insulin resistance, which method comprises administering an effective amount of a compound in accordance with formula I. Particularly preferred is the above method for the treatment and prophylaxis of Type II diabetes.

Particularly preferred is a method for the treatment and prophylaxis of Type II diabetes.

10 A further preferred object is a method of treatment of obesity in a human in need of such treatment which comprises administration to the human a therapeutically effective amount of a compound according to formula I and a therapeutically effective amount of a lipase inhibitor, particularly, wherein the lipase inhibitor is orlistat.

Also an object of the invention are the method as described above for the simultaneous, separate or sequential administration.

A further object of the invention is the use of a compound of formula I in the manufacture of a medicament for the treatment and prevention of obesity in a patient who is also receiving treatment with a lipase inhibitor and particularly, wherein the lipase inhibitor is orlistat.

20 Another object of the invention is the use of a compound according to formula I in the manufacture of a medicament for the treatment and prevention of diabetes mellitus, Type I diabetes, Type II diabetes, diabetes secondary to pancreatic disease, diabetes related to steroid use, Type III diabetes, hyperglycaemia, diabetic complications and insulin resistance in a patient who is also receiving treatment with a lipase inhibitor and particularly, wherein the lipase inhibitor is orlistat.

25 Particularly preferred is the use of a compound according to formula I in the manufacture of a medicament for the treatment and prevention of Type II diabetes in a patient who is also receiving treatment with a lipase inhibitor and particularly, wherein the lipase inhibitor is orlistat.

Also an object of the invention is the pharmaceutical composition comprising a compound of formula I, a therapeutically inert carrier and further a therapeutically effective amount of a lipase inhibitor, particularly, wherein the lipase inhibitor is orlistat.

The compounds of formula (I) may be used in the treatment (including prophylactic treatment) of disorders associated with 5-HT₂ receptor function. The compounds may act as receptor agonists or antagonists. Preferably, the compounds may be used in the treatment (including prophylactic treatment) of disorders associated with 5-HT_{2b} and/or 5-HT_{2c} receptor function. Preferably, the compounds may be used in the treatment (including prophylactic treatment) of disorders where a 5-HT_{2c} receptor agonist is required.

The compositions of the present invention may be formulated in a conventional manner using one or more pharmaceutically acceptable carriers. Thus, the active compounds of the invention may be formulated for oral, buccal, intranasal, parenteral (e.g., intravenous, intramuscular or subcutaneous) transdermal or rectal administration or in a form suitable for administration by inhalation or insufflation.

For oral administration, the pharmaceutical compositions may take the form of, for example, tablets or capsules prepared by conventional means with pharmaceutically acceptable excipients such as binding agents (e.g. pregelatinised maize starch, polyvinylpyrrolidone or hydroxypropylmethylcellulose); fillers (e.g. lactose, microcrystalline cellulose or calcium phosphate); lubricants (e.g. magnesium stearate, talc or silica); disintegrants (e.g. potato starch or sodium starch glycollate); or wetting agents (e.g. sodium lauryl sulfate). The tablets may be coated by methods well known in the art. Liquid preparations for oral administration may take the form of, for example, solutions, syrups or suspensions, or they may be presented as a dry product for constitution with water or other suitable vehicle before use. Such liquid preparations may be prepared by conventional means with pharmaceutically acceptable additives such as suspending agents (e.g. sorbitol syrup, methyl cellulose or hydrogenated edible fats); emulsifying agents (e.g. lecithin or acacia); non-aqueous vehicles (e.g. almond oil, oily esters or ethyl alcohol); and preservatives (e.g. methyl or propyl p-hydroxybenzoates or sorbic acid).

For buccal administration the composition may take the form of tablets or lozenges formulated in conventional manner.

The active compounds of the invention may be formulated for parenteral administration by injection, including using conventional catheterization techniques or infusion. Formulations for injection may be presented in unit dosage form e.g. in ampoules or in multi-dose containers, with an added preservative. The compositions may
5 take such forms as suspensions, solutions or emulsions in oily or aqueous vehicles, and may contain formulating agents such as suspending, stabilizing and/or dispersing agents.

Alternatively, the active ingredient may be in powder form for reconstitution with a suitable vehicle, e.g. sterile pyrogen-free water, before use.

The active compounds of the invention may also be formulated in rectal
10 compositions such as suppositories or retention enemas, e.g., containing conventional suppository bases such as cocoa butter or other glycerides.

For intranasal administration or administration by inhalation, the active compounds of the invention are conveniently delivered in the form of a solution or suspension from a pump spray container that is squeezed or pumped by the patient or as an aerosol spray
15 presentation from a pressurized container or a nebulizer, with the use of a suitable propellant, e.g. dichlorodifluoromethane, trichlorofluoromethane, dichlorotetrafluoroethane, carbon dioxide or other suitable gas. In the case of a pressurized aerosol, the dosage unit may be determined by providing a valve to deliver a metered amount. The pressurized container or nebulizer may contain a solution or
20 suspension of the active compound. Capsules and cartridges (made, for example, from gelatin) for use in an inhaler or insufflator may be formulated containing a powder mix of a compound of the invention and a suitable powder base such as lactose or starch.

A proposed dose of the active compounds of the invention for oral, parenteral or buccal administration to the average adult human for the treatment of the conditions
25 referred to above (e.g., obesity) is 0.1 to 500 mg of the active ingredient per unit dose which could be administered, for example, 1 to 4 times per day.

The invention will now be described in detail with reference to the following examples. It will be appreciated that the invention is described by way of example only
30 and modification of detail may be made without departing from the scope of the invention.

Assay Procedures

1. Binding to serotonin receptors

5 The binding of compounds of formula (I) to serotonin receptors was determined *in vitro* by standard methods. The preparations were investigated in accordance with the assays given hereinafter.

10 Method (a): For the binding to the 5-HT_{2C} receptor the 5-HT_{2C} receptors were radiolabeled with [³H]-5-HT. The affinity of the compounds for 5-HT_{2C} receptors in a CHO cell line was determined according to the procedure of D. Hoyer, G. Engel and H.O. Kalkman, *European J. Pharmacol.*, 1985, 118, 13-23.

15 Method (b): For the binding to the 5-HT_{2B} receptor the 5-HT_{2B} receptors were radiolabeled with [³H]-5-HT. The affinity of the compounds for human 5-HT_{2B} receptors in a CHO cell line was determined according to the procedure of K. Schmuck, C. Ullmer, P. Engels and H. Lubbert, *FEBS Lett.*, 1994, 342, 85-90.

20 Method (c): For the binding to the 5-HT_{2A} receptor the 5-HT_{2A} receptors were radiolabeled with [¹²⁵I]-DOI. The affinity of the compounds for 5-HT_{2A} receptors in a CHO cell line was determined according to the procedure of D. J. McKenna and S. J. Peroutka, *J. Neurosci.*, 1989, 9, 3482-90.

The thus determined activity of the compound of the Example is shown in Table 1.

25 Table 1

Compound	Method (a) Ki (2C) / nM	Method (b) Ki (2B) / nM	Method (c) Ki (2A) / nM
32	15	370	6
22	44	4000	44
63	33	8300	550
121	15	8400	200

Preferred Ki (2C) values are below 10000 nM; especially preferred Ki (2C) values are below 1000 nM, particularly preferred Ki (2C) values are below 100 nM. Most preferred Ki (2C) values are below 50 nM.

5

2. Functional activity

The functional activity of compounds of formula (I) was assayed using a Fluorimetric Imaging Plate reader (FLIPR). CHO cells expressing the human 5-HT_{2C} or
10 human 5-HT_{2A} receptors were counted and plated into standard 96 well microtitre plates on the day before testing to give a confluent monolayer. The cells were then dye loaded with the calcium sensitive dye, Fluo-3-AM. Unincorporated dye was removed using an automated cell washer to leave a total volume of 100 µL/well of assay buffer (Hanks balanced salt solution containing 20 mM Hepes and 2.5 mM probenecid). The drug
15 (dissolved in 50 µL of the assay buffer) was added at a rate of 70 µL/sec to each well of the FLIPR 96 well plate during fluorescence measurements. The measurements were taken at 1 sec intervals and the maximum fluorescent signal was measured (approx 10-15 secs after drug addition) and compared with the response produced by 10 µM 5-HT (defined as 100%) to which it was expressed as a percentage response (relative efficacy). Dose
20 response curves were constructed using Graphpad Prism (Graph Software Inc.).

Table 2

Compound	h5-HT _{2c}		h5-HT _{2A}	
	EC50 (nM)	Relative Efficacy (%)	EC50 (nM)	Relative Efficacy (%)
32	38	65	560	22
22	100	56	220	24
63	33	74	370	25
121	22	91	550	11

The compounds of formula (I) have activity at the h5-HT_{2C} receptor in the range of 10,000 to 0.1 nM.

Preferred activities at the h5-HT_{2C} receptor are below 10000nM; especially preferred
5 below 1000nM, particularly preferred activities are below 100nM. Most preferred activity at the h5-HT_{2C} receptor are below 50 nM.

The compounds of formula (I) have maximum functional activity at the h5-HT_{2C} receptor in the range of 0 to 100%.

10 Preferred maximal functional activity at the h5-HT_{2C} receptor as described above are above 30%; especially preferred above 50%, particularly preferred above 60%. Most preferred maximal functional activity at the h5-HT_{2C} receptor are above 70%.

3. Regulation of feeding behaviour

15 The in vivo activity of compounds of formula (1) was assayed for ability to regulate feeding behaviour by assaying food consumption in food deprived animals as follows.

Test compounds are assessed following acute administration. Each study utilises a between-subjects design (typically n=8) and compares the effects of doses of the test agent
20 to those of vehicle and a positive control.

The anorectic drug d-fenfluramine normally serves as a positive control. The route of drug administration, drug volume and injection-test-interval are dependent upon the compounds used. A palatable wet mash, made by adding powdered lab chow and water in
25 a ration of 1:2 and mixing to a smooth consistency, is presented in 120 mL glass jars for 60 minutes each day. Intake is measured by weighing before and after each session. Care is taken to collect all spillage. Animals are allowed to habituate to the wet mash meal for 10 days. After drug administration, animals are allowed to consume the wet mash. Food consumption is assayed at pre-determined time points (typically, 1, 2 and 4 hours after
30 administration). Food intake data are subjected to one-way analysis of variance (ANOVA) with drug as a between-subjects factor. A significant main effect is followed up by the performance of Dunnett's test in order to assess which treatment mean(s) are significantly different from the control mean. All statistical analyses were performed using Statistica Software, Version 5.0 (Statsoft Inc.) and Microsoft Excel 7.0 (Microsoft Corp.).

- 46 -

The thus determined activity of the Example indicated that the compounds maintain significant hypophagia 3 hours after a dose of 30 mg/kg per os.

ExamplesAbbreviations:

PS-BEMP: 2-tert-Butylimino-2-diethylamino-1,3-dimethyl-perhydro-1,3,2-diazo-
5 phosphorine on polystyrene

PS-NH₂: 4-(Aminomethyl)-polystyrene

TBME: tert-Butyl methyl ether

Starting materials:

10 4-chlorocarbonyl-piperazine-1-carboxylic acid tert-butyl ester was prepared following a modified procedure of document DE 25 50 111, Rhone-Poulenc.

(+/-) 4-chlorocarbonyl-2-ethylpiperazine-1-carboxylic acid tert-butyl ester was prepared using the method described in DE 2550111 according to the following procedure:

To a stirred solution of 2-ethylpiperazine dihydrochloride (J.Org.Chem., 1987, 52(6),
15 1045, 5.0 g) and triethylamine (9.3 ml) in DCM (50 ml) at 0 °C was added di-tert-butyl-dicarbonate (6.5 g). The mixture was warmed to room temperature, stirred for 2 h, washed successively with water, dilute sodium hydroxide solution, water and brine then dried (sodium sulfate) and concentrated in vacuo to give the product as a clear oil (5.1 g);
δ_H (400 MHz, CDCl₃) 3.78 (1H, m), 3.71 (1H, d, J 12.5 Hz), 2.81 (1H, dt, J 11.5, 2.5 Hz),
20 2.69 (1H, t, J 10.5 Hz), 2.48 (1H, td, J 11.5, 3 Hz), 2.29 (1H, m), 2.17 (1H, m), 1.39 (9H, s), 1.31 (1H, dd, J 7.5, 6 Hz), 1.25 (1H, dd, J 7.5, 6 Hz) and 0.87 (3H, t, J 7 Hz); GC (150 °C - 10 min-320 °C) 93%, 5.13 min.

(+/-) 4-Chlorocarbonyl-2-ethylpiperazine-1-carboxylic acid tert-butyl ester: a solution of (RS) 4-tert-butoxycarbonyl-2-ethylpiperazine (3.95 g) and pyridine (1.64 ml) in DCM (35
25 ml) was added dropwise to a stirred solution of triphosgene (2.1 g) in DCM (100 ml) at 0 °C under Ar. The mixture was warmed to room temperature, stirred for 30 min then washed with water (100 ml) and brine (100 ml). The organic solution was dried (sodium sulfate) and concentrated in vacuo. The residue was dissolved in isohexane, filtered and concentrated in vacuo to give the product as a clear oil (3.73 g) which was used without

further purification; δ_H (400 MHz, $CDCl_3$) 4.39-3.80 (4H, m), 3.39-2.69 (3H, m), 1.66 (2H, m), 1.47 (9H, s), 0.96 (2.7H, d, J 7 Hz) and 0.89 (0.3H, d, J 7 Hz); GC (150 °C -10 min-320 °C) 83%, 8.72 min.

- (+/-) 4-chlorocarbonyl-2-methylpiperazine-1-carboxylic acid tert-butyl ester and (R) 4-chlorocarbonyl-2-methylpiperazine-1-carboxylic acid tert-butyl ester were prepared according to the above method from commercially available racemic 2-methylpiperazine and (R) 2-methylpiperazine respectively.

- Tetrabutylammonium hydrogencarbonate was prepared as described in St. C. Cheng, Ch. A. Blaine, M.G. Hill, K.R. Mann, *Inorg. Chem.* 35, 7704 (1996); C. Venturello, R. D'Aloisio, *Synthesis* 1985, 33.

N-Boc-piperazine is commercially available.

N-Fmoc-piperazine hydrobromide is commercially available.

4-(4-Fluorobenzyloxy)-benzyl alcohol is commercially available.

- 4-(4-Fluoro-benzyloxy)-phenyl-methanethiol was prepared in analogy to S. Vetter, *Synth. Commun.* 28, 3219 (1998).

cis-N-Boc-2,6-dimethylpiperazine was prepared as described in A. Muehlebach, P. Pino, *Helv. Chim. Acta* 73, 839 (1990).

2,6-Difluoro-4-hydroxybenzyl alcohol was prepared according to the following procedure:

- To a stirred solution of 3,5-difluorophenol (14.5 g) and potassium hydroxide (85%, 7.4 g) in water (30 mL) at 60 °C was added dropwise over 1 hour a solution of aqueous formaldehyde (37%, 15.3 mL) in added water (30 mL). The mixture was cooled to 40 °C, stirred for 18 hours then cooled to 0 °C. The mixture was carefully acidified with conc. HCl during which time a white precipitate appeared. The mixture was stirred for 30 minutes at 0 °C then filtered. The filter-cake was washed with ice-cold water and dried to give the product as a white solid (8.1 g, 46%); δ_H (400 MHz, $DMSO-d_6$) 10.23 (1H, m, OH), 6.44 (1H, t, J 4 Hz), 6.39 (1H, t, J 4 Hz), 4.95 (1H, t, J 5.5 Hz, OH) and 4.38 (2H, d, J 5.5 Hz); HPLC (XTERRA, MeOH- NH_4OAc , 50% \rightarrow 80%) 94% (0.62 min).

2-Fluoro-5-hydroxybenzyl alcohol was prepared according to the following procedure:

2-Fluoro-5-hydroxybenzaldehyde: to a stirred solution of 2-fluoro-5-methoxybenzaldehyde (18.3 g) in dichloromethane (200 mL) at 0 °C was added dropwise a solution of boron tribromide in dichloromethane (1M, 120 mL, 1 eq.). The mixture was stirred for 3 h then concentrated to a volume of ~50 mL and partitioned between ethyl acetate (500 mL) and water (500 mL). The organic layer was washed (water), dried (magnesium sulfate) and concentrated to give a red oil (22.7 g). The oil was purified by column chromatography (SiO₂, DCM → DIPE) to give the product as a pink crystalline solid (9.9 g, 59% yield);

2-Fluoro-5-hydroxybenzyl alcohol: to a stirred solution of 2-fluoro-5-hydroxybenzaldehyde (4.1 g) in methanol (50 mL) at 0 °C was added portionwise sodium borohydride (0.55g). The mixture was warmed to room temperature, stirred for 1 hour then partitioned between water (200 mL) and ethyl acetate (2 x 200 mL). The combined organics were washed (brine), dried (magnesium sulfate) and concentrated to give 2-fluoro-5-hydroxybenzyl alcohol as a yellow oil which crystallised on standing overnight (4.1 g, 95% yield);

Alternatively 2-fluoro-5-hydroxybenzyl alcohol was prepared according to the following procedure:

2-Fluoro-5-hydroxybenzyl alcohol: to a stirred solution of 2-fluoro-5-methoxybenzaldehyde (1.0 g) in toluene (30 ml) at 0 °C under Ar was added dropwise a solution of DIBAL-H (1.0 M, toluene, 3.2 ml). The mixture was stirred for 30 min then heated to 100 °C and stirred for 18 h. The mixture was cooled to 0 °C and quenched by dropwise addition of ethyl acetate (5 ml), methanol (2 ml) and water (1 ml). The mixture was stirred for 30 min then partitioned between dil. hydrochloric acid (30 ml) and ethyl acetate (2 x 30 ml). The combined organics were washed (water, brine), dried (sodium sulfate) and concentrated in vacuo. The residue was triturated with isohexane-DCM (10:1) to give the product as a white solid (0.56 g, 61%): δ_H (400 MHz, DMSO-*d*₆) 9.24 (1H, m, OH), 6.90 (1H, dd, J 10, 9 Hz), 6.85 (1H, q, J 3 Hz), 6.60 (1H, m), 5.15 (1H, m, OH) and 4.46 (2H, s); HPLC (XTERRA, 20/50, 280 nm) 93% (1.09 min).

(R) 2-Methyl-piperazine, (RS) 2-methylpiperazine and (RS) 2-ethylpiperazine were loaded onto solid-phase supports using the following procedure:

A mixture of polystyrene-PEG-hydroxytrityl resin (4 g, NovaBiochem, 0.26 mmol/g loading, 1.04 mmol), freshly distilled acetyl chloride (5 mL, 56 mmol) and toluene (50 mL)

was heated under reflux for 3 h then cooled to room temperature. The resin was filtered off and washed three times each with toluene, THF, dichloromethane and toluene again. The resin was used in the next step immediately.

To a 20 mL solid-phase tube was added approximately half of the resin from the previous step (2 g, 0.52 mmol) and dry THF (10 mL). The tube was shaken for 10 minutes then the solvent was removed by suction filtration. More THF (10 mL) and (R) 2-methylpiperazine (0.18 g, 1.8 mmol) were added and the mixture was sealed and shaken for 18 hours. The solvent was removed by suction filtration and the resin was sequentially washed three times with THF, methanol, dichloromethane and THF again then dried under vacuum.

S-4-hydroxybenzyl piperazine-1-thiocarboxylate was prepared according to the following procedure adapted from: M.R. Tremblay et al, Bioorg. Med. Chem., (1999), 7, 1013-1023.

4-(tert-butyldimethylsilyloxy)-benzaldehyde: to a stirred solution of 4-hydroxybenzaldehyde (25.0g, 205mmol) in dry DMF (200mL) was added imidazole (28.0g, 410mmol) and TBDMS-Cl (32.4g, 215mmol) under an argon atmosphere. The resulting mixture was stirred for 4h at room temperature then water was added and the mixture was extracted with ether (2 x 300 mL) and dichloromethane (2 x 300 mL). The combined organics were dried (MgSO₄), filtered and concentrated under vacuum. The crude oil was purified by filtration through silica gel (eluting with hexane – EtOAc, 95:5) to give the product as a colourless oil (48.0 g, 99%).

4-(tert-Butyldimethylsilyloxy)-benzyl alcohol: to a stirred solution of 4-(tert-butyldimethylsilyloxy)-benzaldehyde (48.0 g, 203 mmol) in methanol (200 mL) at 0 °C was added sodium borohydride (11.6 g, 305 mmol) and the reaction was stirred at 0 °C for 45 min. Water (200 mL) was added and the methanol was removed under reduced pressure. The mixture was extracted with ether (2 x 200mL) and ethyl acetate (2 x 200mL). The combined organics were dried (MgSO₄), filtered and concentrated under vacuum to give the crude product, which was used without further purification (48 g, quantitative).

Ethanethioic acid, S-[4-(tert-butyldimethylsilyloxy)benzyl] ester: To an efficiently stirred solution of triphenylphosphine (81 g, 309 mmol) in THF (200 mL) was added diethyl azodicarboxylate (62.5 g, 309 mmol) at 0 °C. The mixture was stirred for 30 min, after which time a thick white precipitate was obtained. The crude 4-(tert-

- butyldimethylsilyloxy)-benzyl alcohol (48 g) in THF (100 mL) and thiolacetic acid (36.1 g, 474 mmol) were added dropwise while the temperature was maintained below 10 °C. The reaction was stirred overnight while keeping the internal temperature below 10 °C. The solvent was removed in vacuo and the residue was purified by flash column chromatography [SiO₂: isohexane-ethyl acetate (9:1)] to give the product as a viscous brown oil (30.7 g, 50%).
- 4-(tert-Butyldimethylsilyloxy)-benzenemethanethiol: to a stirred solution of ethanethioic acid, S-[4-(tert-butyldimethylsilyloxy)benzyl] ester (30.7g, 104 mmol) in dry THF (300 mL) at 0 °C under an argon atmosphere was added lithium aluminium hydride (5.9g, 156 mmol). The reaction was stirred for 3 h at 0 °C. The mixture was quenched by careful addition of EtOAc then water. The pH was brought to 5 with an aqueous solution of 10% HCl and the resulting slurry was filtered. The filtrate was extracted with EtOAc (2 x 100 mL) and the combined organic layers were washed successively with Rochelle's salt, brine, dried (MgSO₄), filtered and concentrated to give the product as a green oil (22.1 g, 84%).
- S-4-(tert-butyl-dimethylsilyloxy)benzyl 4-tert-butoxycarbonylpiperazine-1-thiocarboxylate: to a stirred solution of 4-(tert-butyldimethylsilyloxy)-benzenemethanethiol (10.5 g, 41 mmol) and triethylamine (69 mmol, 9.6 mL) in THF (500 mL) at 0 °C was added 4-tert-butoxycarbonyl-1-chlorocarbonylpiperazine (8.56 g, 34 mmol) and DMAP (6.9 mmol, 0.84 g). The reaction mixture was warmed to 50 °C and stirred for 3 h then poured into water (500 mL) and extracted with EtOAc (2 x 250 mL). The combined organic extracts were washed with water (250 mL) then brine (500 mL), then dried (MgSO₄) and concentrated to reveal a brown oil. Chromatography [SiO₂: 90/10, hexane/EtOAc] gave the product as a yellow oil which crystallised on standing (13.4 g, 85%): m.p. 53 – 54 °C. ¹H-NMR (400 MHz, CDCl₃): 0.18 (6H, s), 0.96 (9H, s), 1.46 (9H, s), 3.42-3.51 (8H, m), 4.12 (2H, s), 6.75 (2H, d, J = 8.5 Hz) and 7.18 (2H, d, J = 8.5 Hz).
- S-4-hydroxybenzyl 4-tert-butoxycarbonylpiperazine-1-thiocarboxylate: to a stirred solution of S-4-(tert-butyl-dimethylsilyloxy)benzyl 4-tert-butoxycarbonylpiperazine-1-thiocarboxylate (10 g, 22 mmol) in THF (100 mL) was added a solution of TBAF in THF (1 N, 24 mL, 24 mmol). The mixture was stirred at room temperature for 40 min then diluted with water (200 mL) and extracted with EtOAc (2 x 250 mL). The combined organic extracts were washed successively with water (250 mL) and brine (500 mL) then dried (MgSO₄), filtered and concentrated to reveal a brown oil. Trituration with EtOAc/hexane afforded the product as a white solid (3.7 g, 47%): ¹H-NMR (400 MHz, d₆-

DMSO) 9.32 (1H, m), 7.11dt (2H, t, J 8.5, 2.5 Hz), 6.67 (2H, t, J 8.5, 2.5 Hz), 4.02 (2H, s), 3.43 (4H, m), 3.33 (4H, m) and 1.40 (9H, s).

All other starting materials and reagents are commercially available unless otherwise stated.

5

Example 1

Piperazine-1-carboxylic acid 4-trifluoromethoxy-benzyl ester hydrochloride

Piperazine-1,4-dicarboxylic acid tert-butyl ester 4-trifluoromethoxy-benzyl ester: To a solution of 192 mg (1.0 mmol) 4-trifluoromethoxybenzyl alcohol in 5 ml acetonitrile are added 652 mg (1.5mmol) PS-BEMP and 373 mg (1.5 mmol) 4-chlorocarbonyl-piperazine-10 1-carboxylic acid tert-butyl ester. The mixture is heated to reflux for 24h then cooled to rt, diluted with 5ml acetonitrile, 666 mg (4.5 mmol) PS-NH₂ added and shaken at rt for 16h. After filtration and evaporation the crude product is purified by flash chromatography on silica gel with hexane/AcOEt 50:50 : 180 mg colourless crystalline solid. ¹H-NMR (CDCl₃): 1.45 s, 9H, 3.35-3.55 m, 8H, 5.14 s, 2H, 7.20 d, 2H and 7.40 d, 2H, AB-system.

15

Piperazine-1-carboxylic acid 4-trifluoromethoxy-benzyl ester hydrochloride: A solution of 174 mg (0.49 mmol) piperazine-1,4-dicarboxylic acid tert-butyl ester 4-trifluoromethoxy-benzyl ester in 4.9 ml 1.5M HCl/Et₂O and 0.98 ml abs. MeOH is stirred at rt for 3h. Evaporation of the reaction mixture provided 189 mg as colourless powder. ¹H-NMR (*d*₆-20 DMSO): 3.10 m, 4H and 3.62 m, 4H; 5.13 2, 2H; 7.40 d, 2H and 7.53 d, 2H, AB-system; 9.2 br, 2H. MS (ISP): 305.2 (M+H)⁺.

In analogy to Example 1 the following carbamates of Examples 2-24 can be prepared from the given starting material that is either commercially available or described in the25 literature:

Example 2

Piperazine-1-carboxylic acid 3,4-difluoro-benzyl ester hydrochloride was prepared from 3,4-difluorobenzyl alcohol; MS (ISP): 257.1 MH^+ .

5

Example 3

Piperazine-1-carboxylic acid 4-fluoro-benzyl ester hydrochloride was prepared from 4-fluorobenzyl alcohol; MS (ISP): 239.3 MH^+ .

Example 4

10 Piperazine-1-carboxylic acid 4-bromo-benzyl ester hydrochloride was prepared from 4-bromobenzyl alcohol; MS (ISP): 299.1 MH^+ .

Example 5

15 Piperazine-1-carboxylic acid 2-trifluoromethoxy-benzyl ester hydrochloride was prepared from 2-trifluoromethoxy-benzyl alcohol; MS (ISP): 305.2 MH^+ .

Example 6

Piperazine-1-carboxylic acid 2-chloro-5-nitro-benzyl ester hydrochloride was prepared from 2-chloro-5-nitro-benzyl alcohol; MS (ISP): 300.3 MH^+ .

20

Example 7

Piperazine-1-carboxylic acid 2-chloro-benzyl ester hydrochloride was prepared from 2-chlorobenzyl alcohol; MS (ISP): 255.1 MH^+ .

Example 8

Piperazine-1-carboxylic acid biphenyl-4-ylmethyl ester hydrochloride was prepared from 4-biphenylmethanol; MS (ISP): 297.3 MH^+ .

5

Example 9

Piperazine-1-carboxylic acid 3-methoxy-benzyl ester hydrochloride was prepared from 3-methoxybenzyl alcohol; MS (ISP): 250.2 MH^+ .

Example 10

10 Piperazine-1-carboxylic acid 3-trifluoromethyl-benzyl ester hydrochloride was prepared from 3-(trifluoromethyl)-benzyl alcohol; MS (ISP): 289.2 MH^+ .

Example 11

15 Piperazine-1-carboxylic acid 4-trifluoromethyl-benzyl ester hydrochloride was prepared from 4-(trifluoromethyl)-benzyl alcohol; MS (ISP): 289.1 MH^+ .

Example 12

Piperazine-1-carboxylic acid naphthalen-2-ylmethyl ester hydrochloride was prepared from 2-naphthalenemethanol; MS (ISP): 271.3 MH^+ .

20

Example 13

Piperazine-1-carboxylic acid naphthalen-1-ylmethyl ester hydrochloride was prepared from 1-naphthalenemethanol; MS (ISP): 271.3 MH^+ .

Example 14

Piperazine-1-carboxylic acid 2-methyl-benzyl ester hydrochloride was prepared from 2-methylbenzyl alcohol; MS (ISP): 235.4 MH⁺.

5

Example 15

Piperazine-1-carboxylic acid 2,4-dichloro-benzyl ester hydrochloride was prepared from 2,4-dichlorobenzyl alcohol; MS (EI): 288.0 M⁺.

Example 16

10 Piperazine-1-carboxylic acid 2,6-dichloro-benzyl ester hydrochloride was prepared from 2,6-dichlorobenzyl alcohol; MS (ISP): 289.1 MH⁺.

Example 17

15 Piperazine-1-carboxylic acid 4-tert-butyl-benzyl ester hydrochloride was prepared from 4-tert.-butyl-benzyl alcohol; MS (ISP): 277.3 MH⁺.

Example 18

Piperazine-1-carboxylic acid 2-fluoro-4-trifluoromethyl-benzyl ester hydrochloride was prepared from 2-fluoro-4-trifluoromethyl-benzyl alcohol; MS (ISP): 307.2 MH⁺.

20

Example 19

Piperazine-1-carboxylic acid 2,4-difluoro-benzyl ester hydrochloride was prepared from 2,4-difluorobenzyl alcohol; MS (ISP): 257.1 MH⁺.

Example 20

Piperazine-1-carboxylic acid 2-chloro-4-fluoro-benzyl ester hydrochloride was prepared from 2-chloro-4-fluorobenzyl alcohol; MS (ISP): 273.2 MH⁺.

5

Example 21

Piperazine-1-carboxylic acid 4-fluoro-2-trifluoromethyl-benzyl ester hydrochloride was prepared from 4-fluoro-2-trifluoromethyl-benzyl alcohol; MS (ISP): 307.3 MH⁺.

Example 22

- 10 Piperazine-1-carboxylic acid 4-difluoromethoxy-benzyl ester hydrochloride was prepared from 4-difluoromethoxy-benzyl alcohol; MS (ISP): 287.2 MH⁺.

Example 23

- 15 Piperazine-1-carboxylic acid 2,4-dimethyl-benzyl ester hydrochloride was prepared from 2,4-dimethyl-benzyl alcohol; MS (ISP): 248.2 MH⁺.

Example 24

Piperazine-1-carboxylic acid cyclohexylmethyl ester hydrochloride was prepared from hydroxymethyl-cyclohexane; MS (EI): 226.3 M⁺.

20

Example 25

Piperazine-1-carboxylic acid 2-fluoro-benzyl ester hydrochloride:

Piperazine-1,4-dicarboxylic acid tert-butyl ester 2-fluoro-benzyl ester: A solution of 4.47 g N-Boc-piperazine in 40 ml acetonitrile is saturated with dry carbon dioxide gas at rt. To

this solution is added dropwise in 5 min. a solution of 8.50 g (28 mmol) terabutylammonium hydrogencarbonate (dried at 50°C at 0.1 mbar for 1h) in 30 ml acetonitrile, and then carbon dioxide gas bubbled into the stirred solution at rt for 1h. Then 2.90 g (20 mmol) 2-fluorobenzyl chloride is added drop-wise within 5 min.. After stirring at rt for 3h the reaction mixture is evaporated, 150 ml of water added and extracted with AcOEt. The organic layer is washed with brine, dried over Na₂SO₄ and evaporated. Purification by flash chromatography on silica gel with hexane/AcOEt 50:50 provided 4.29 g piperazine-1,4-dicarboxylic acid tert-butyl ester 2-fluoro-benzyl ester as colourless powder. ¹H-NMR(CDCl₃): 1.46 s, 9H; 3.35 – 3.55 m, 8H; 5.21 s, 2H; 7.02 – 7.20 m, 2H and 7.27 – 7.45 m, 2H. MS (EI): 338.1 M⁺.

Piperazine-1-carboxylic acid 2-fluoro-benzyl ester hydrochloride: Prepared in analogy to Example 1. Colourless powder, ¹H-NMR (CDCl₃): 3.18 sbr, 4H and 3.85 sbr, 4H; 5.21 s, 2H; 7.03 – 7.22 m, 2H and 7.30 – 7.46 m, 2H; 10.1 br, 2H. MS (ISP): 239.3 (M+H)⁺.

In analogy to Example 25 the following carbamates of Examples 26-31 can be prepared from the given starting material that is either commercially available or described in the literature:

Example 26

cis-2,6-Dimethyl-piperazine-1-carboxylic acid 4-chloro-benzyl ester hydrochloride

Prepared in analogy to Example 25 with cis-N-Boc-2,6-dimethyl-piperazine and 4-chloro-benzyl chloride. Colourless powder, ¹H-NMR (d₆-DMSO): 1.30 d 7.2 Hz, 6H; 3.0 – 3.25 m, 4H and 4.2 – 4.4m, 2H; 5.11 s, 2H; 7.35 – 7.55 AB-system, 4H; 9.5 br, 2H. MS (ISP): 283.1 (M+H)⁺.

Example 27

cis-2,6-Dimethyl-piperazine-1-carboxylic acid 3-cyano-benzyl ester was prepared from 1-Boc-cis-3,5-dimethyl-piperazine and 3-cyano-benzyl bromide; MS (ISP): 274.3 MH⁺.

5

Example 28

cis-2,6-Dimethyl-piperazine-1-carboxylic acid 4-methoxycarbonyl-benzyl ester hydrochloride was prepared from 1-Boc-cis-3,5-dimethyl-piperazine and methyl 4-(bromomethyl)-benzoate; MS (ISP): 307.3 MH⁺.

10

Example 29

Piperazine-1-carboxylic acid 4-cyano-benzyl ester hydrochloride was prepared from 4-cyano-benzyl bromide; MS (ISP): 246.3 MH⁺.

Example 30

- 15 Piperazine-1-carboxylic acid 2-trifluoromethyl-benzyl ester hydrochloride was prepared from methanesulfonic acid 2-trifluoromethyl-benzyl ester that was prepared from 2-trifluoromethyl-benzyl alcohol and methanesulfonyl chloride following a text book procedure; MS (ISP): 289.2 MH⁺.

20

Example 31

Piperazine-1-carboxylic acid 4-chloro-2-fluoro-benzyl ester hydrochloride was prepared from 4-chloro-2-fluoro-benzyl bromide; ¹H-NMR (d₆-DMSO): 3.07 m, 4H and 3.59m, 4H, piperazine-H; 5.13 s, 2H, OCH₂; MS (ISP): 273.2 MH⁺.

Example 32

Piperazine-1-carbothioic acid S-(4-benzyloxy-benzyl) ester hydrochloride:

4-(4-Benzyloxy-benzylsulfanylcarbonyl)-piperazine-1-carboxylic acid tert-butyl ester:

Under argon 84 mg (1.5 mmol) of solid KOH are dissolved at rt in 214 mg (1 mmol) 4-
5 (benzyloxy)-benzyl alcohol and 0.5 ml acetone. Then 76mg (1.1 mmol) carbon disulfide
are added and the mixture thoroughly stirred for 2h. 323 mg (1.3 mmol) 4-
chlorocarbonyl-piperazine-1-carboxylic acid tert-butyl ester are added and the mixture
heated at rf for 8h. The reaction mixture is cooled to rt, 3ml of water added and extracted
with TBME. The organic phase is washed with water and brine to pH 7, dried over Na₂SO₄
10 and evaporated. Purification of the crude product by preparative HPLC on a PRO C18
column with a H₂O/ MeCN gradient provided 87 mg 4-(4-benzyloxy-
benzylsulfanylcarbonyl)-piperazine-1-carboxylic acid tert-butyl ester as colourless powder.
¹H-NMR (CDCl₃): 1.46 s, 9H; 3.40 – 3.65 m, 8H; 4.13 s, 2H; 5.04 s, 2H; 6.90 d, 2H and
7.25 – 7.48 m, 7H.

15

Piperazine-1-carbothioic acid S-(4-benzyloxy-benzyl) ester hydrochloride: A solution of
86 mg (0.19 mmol) 4-(4-benzyloxy-benzylsulfanylcarbonyl)-piperazine-1-carboxylic acid
tert-butyl ester in 2.2 ml 1.5M HCl/Et₂O and 0.45 ml abs. MeOH is stirred at rt for 4h.
Evaporation of the reaction mixture provided 64 mg product as colourless powder. ¹H-
20 NMR(*d*₆-DMSO): 3.03 – 3.17 m, 4H and 3.58 – 3.73 m, 4H; 4.09 s, 2H; 5.08 s, 2H; 6.95 d, J
= 7.5 Hz, 2H and 7.26 d, J = 7.5 Hz, 2H (AB-system) and 7.30 – 7.50 m, 5H; 9.2 br, 2H.
MS (ISP): 343.2 (M+H)⁺.

In analogy to Example 32 the following thiocarbamates of Examples 33-39 can be prepared
25 from the given starting material that is either commercially available or described in the
literature:

Example 33

Piperazine-1-carbothioic acid S-(4-bromo-benzyl) ester hydrochloride was prepared from 4-bromobenzyl alcohol; $^1\text{H-NMR}$ (d_6 -DMSO): 3.10 m, 4H and 3.68 m, 4H, piperazine-H; 4.12 s, 2H, SCH_2 ; MS (ISP): 317.1 MH^+ .

5

Example 34

Piperazine-1-carbothioic acid S-(4-trifluoromethoxy-benzyl) ester hydrochloride was prepared from 4-trifluoromethoxy-benzyl alcohol; $^1\text{H-NMR}$ (d_6 -DMSO): 3.12 m, 4H and 3.70 m, 4H, piperazine-H; 4.21 s, 2H, SCH_2 ; MS (ISP): 321.3 MH^+ .

10

Example 35

Piperazine-1-carbothioic acid S-(4-fluoro-benzyl) ester hydrochloride was prepared from 4-fluoro-benzyl alcohol; $^1\text{H-NMR}$ (d_6 -DMSO): 3.10 m, 4H and 3.68 m, 4H, piperazine-H; 4.14 s, 2H, SCH_2 ; MS (ISP): 255.1 MH^+ .

15

Example 36

Piperazine-1-carbothioic acid S-(2,4-difluoro-benzyl) ester hydrochloride was prepared from 2,4-difluoro-benzyl alcohol; $^1\text{H-NMR}$ (d_6 -DMSO): 3.10 m, 4H and 3.68 m, 4H, piperazine-H; 4.14 s, 2H, SCH_2 ; MS (ISP): 273.2 MH^+ .

20

Example 37

Piperazine-1-carbothioic acid S-(4-methoxy-benzyl) ester hydrochloride was prepared from 4-methoxy-benzyl alcohol; $^1\text{H-NMR}$ (d_6 -DMSO): 3.10 m, 4H and 3.67 m, 4H, piperazine-H; 3.72 s, 3H, OCH_3 ; 4.09 s, 2H, SCH_2 ; MS (ISP): 267.3 MH^+ .

25

Example 38

Piperazine-1-carbothioic acid S-(2,4-dimethyl-benzyl) ester hydrochloride was prepared from 2,4-dimethylbenzyl alcohol; $^1\text{H-NMR}$ (d_6 -DMSO): 2.23 s, 3H and 2.27 s, 3H, 2 x CH_3 -aryl; 3.10 m, 4H and 3.66 m, 4H, piperazine-H; 4.10 s, 2H, SCH_2 ; MS (ISP): 265.3
5 MH^+ .

Example 39

Piperazine-1-carbothioic acid S-(2-fluoro-4-trifluoromethyl-benzyl) ester hydrochloride was prepared from 2-fluoro-4-trifluoromethyl-benzyl alcohol; $^1\text{H-NMR}$ (d_6 -DMSO): 3.10
10 m, 4H and 3.67 m, 4H, piperazine-H; 4.24 s, 2H, SCH_2 ; MS (ISP): 323.3 MH^+ .

Example 40

Piperazine-1-carbothioic acid S-[4-(4-fluoro-benzyloxy)-benzyl] ester hydrochloride:
4-(4-Fluoro-benzyloxy)-phenyl-methanethiol in analogy to S. Vetter, Synth. Commun. 28,
15 3219 (1998): A mixture of 6.00 (26 mmol) 4-(4-fluorobenzyloxy)-benzyl alcohol and 3.93 g (52 mmol) thiourea is dissolved at 50°C in water/acetone 1:1.5. To this solution 7.75 ml 5N HCl are added dropwise and the mixture stirred at 50°C for 16h. Then the solution is cooled and extracted quickly twice with Et_2O , the aqueous layer made alkaline by addition of 3.1 g (78 mmol) NaOH pellets and heated to rf for 3h. Acidification of the reaction
20 mixture at rt with 5N HCl, extraction with AcOEt, drying with Na_2SO_4 and evaporation furnished 6.25 g 4-(4-fluoro-benzyloxy)-phenyl-methanethiol as a colourless powder: mp. $77-80^\circ\text{C}$. $^1\text{H-NMR}$ (d_6 -DMSO): 2.77 t, $J = 7.5$ Hz, 1H; 3.68 d, $J = 7.5$ Hz, 2H; 5.06 s, 2H; 6.94 d, 2H and 7.18 – 7.32 m, 4H and 7.45 – 7.58 m, 2H.
25 4-[4-(4-Fluoro-benzyloxy)-benzylsulfanylcabonyl]-piperazine-1-carboxylic acid tert-butyl ester: 5.84 g (23.5 mmol) 4-chlorocarbonyl-piperazine-1-carboxylic acid tert-butyl ester are added to a solution of 6.0 g (24.2 mmol) 4-(4-fluoro-benzyloxy)-phenyl-methanethiol in 14.6 ml pyridine. The solution was heated to 100°C for 3.5h, then cooled to rt, 10 ml of water added and the volume reduced to a third. The resulting precipitate is

collected, washed with water and dried. The crude product is re-crystallized from hexane/AcOEt. Flash chromatography on silica gel provided 4.90 g 4-[4-(4-fluorobenzyloxy)-benzylsulfanylcarbonyl]-piperazine-1-carboxylic acid tert-butyl ester as colourless powder, mp: 123-124°C. ¹H-NMR (CDCl₃): 1.46 s, 9H; 3.38 – 3.60 m, 8H; 4.13 s, 2H; 5.00 s, 2H; 6.89 d, 2H, 7.06 t, 2H, 7.28 d, 2H and 7.40 dd, 2H.

Piperazine-1-carbothioic acid S-[4-(4-fluorobenzyloxy)-benzyl] ester hydrochloride: A solution of 4.89 g (10.6 mmol) 4-[4-(4-fluorobenzyloxy)-benzylsulfanylcarbonyl]-piperazine-1-carboxylic acid tert-butyl ester in 120.6 ml 1.5M HCl/Et₂O and 24.1 ml abs. MeOH was stirred at rt for 6h. Evaporation of the reaction mixture provided 3.96 g piperazine-1-carbothioic acid S-[4-(4-fluorobenzyloxy)-benzyl] ester hydrochloride as colourless powder, mp. 169-169.5°C. ¹H-NMR(*d*₆-DMSO): 3.05 m, 4H and 3.58 – 3.75 m, 4H; 4.09 s, 2H; 5.06 s, 2H; 6.94 d, 2H, 7.17 – 7.30 m, 4H and 7.43 – 7.55 m, 2H; 9.2 br, 2H. MS (ISP): 361.2 (M+H)⁺.

Example 41

Piperazine-1-carboxylic acid 4-benzyloxy-benzyl ester:

(RS)-Carbonic acid 4-benzyloxy-benzyl ester 1-chloro-ethyl ester: A solution of 1.07 g (5.0 mmol) 4-benzyloxybenzyl alcohol and 0.786 g (5.5 mmol) 1-chloroethyl chloroformate in 25 ml CH₂Cl₂ is cooled to 0°C and 0.435 g (5.5 mmol) pyridine added. After stirring at rt for 2h the reaction mixture is quenched with 1N HCl, the organic phase separated and washed with sat. NaHCO₃ solution and brine, dried over Na₂SO₄ and evaporated: 1.58 g (98%) (RS)-carbonic acid 4-benzyloxy-benzyl ester 1-chloro-ethyl ester as light yellow oil. ¹H-NMR (CDCl₃): 1.81 d, J = 6 Hz, 3H; 5.07 s, 2H; 5.14 and 5.17, AB-system J = 15 Hz, 2H; 6.43 q, J = 6 Hz, 1H; 6.97 d, J = 8.5 Hz, 2H and 7.30 – 7.45 m, 7H.

Piperazine-1,4-dicarboxylic acid 4-benzyloxy-benzyl ester 9H-fluoren-9-ylmethyl ester: To a solution of 1.51 g (4.7 mmol) (RS)-carbonic acid 4-benzyloxy-benzyl ester 1-chloro-ethyl ester in 57 ml of CH₂Cl₂ is added dropwise a solution of 1.47 g (4.7 mmol) N-Fmoc-piperazine (obtained from N-Fmoc-piperazine hydrobromide by treatment with aqueous

NaHCO₃ and extraction with TBME, drying the organic layer over Na₂SO₄ and evaporation under reduced pressure at < 30°C) in 18 ml CH₂Cl₂ at 0°C. The reaction is slightly exothermic and a colourless precipitate is formed. After 1h at 0°C the mixture is allowed to warm to rt and stirred for further 62 h. Then the reaction is quenched with 2.35 ml 4M K₂CO₃, filtered over a plug of Na₂SO₄ and evaporated. The crude product (2.67 g) is purified by flash-chromatography on silica gel with hexane/AcOEt 50:50 as eluent: 1.54 g (60%) RO-72-0160/000 as yellow solid. IR (Nujol): 1699 cm⁻¹. ¹H-NMR (CDCl₃): 3.25 – 3.60 br, 8H; 4.23 t, J = 6.4 Hz, 1H; 4.48 d, J = 6.4 Hz, 2H; 5.06 s and 5.07 s, 4H; 6.97 d, J = 8.4 Hz, 2H, 7.26 – 7.45, m 11H, 7.55 d, J = 7.6 Hz, 2H and 7.76 d, J = 7.6 Hz, 2H. MS (ISP): 566.4 (M+NH₄)⁺; 571.4 (M+Na)⁺.

Piperazine-1-carboxylic acid 4-benzyloxy-benzyl ester: A solution of 274 mg (0.5 mmol) piperazine-1,4-dicarboxylic acid 4-benzyloxy-benzyl ester 9H-fluoren-9-ylmethyl ester in 13 ml morpholine is stirred at rt for 1h. Then 23 ml of chilled water is added, the suspension filtered and the filtrate extracted with TBME. The organic layer is washed with water, brine, dried over Na₂SO₄ and evaporated: 54 mg piperazine-1-carboxylic acid 4-benzyloxy-benzyl ester as light yellow, waxy solid. MIR: 3300 cm⁻¹, 1688 cm⁻¹. ¹H-NMR (CDCl₃): 1.77 br, 1H; 2.75 – 2.90 m, 4H and 3.40 – 3.50 m, 4H; 5.06 s and 5.07 s, 4H; 6.96 d, J = 8.8 Hz, 2H and 7.28 – 7.44 m, 7H. MS (ISP): 327.3 (M+H)⁺.

In analogy to Example 41 the following carbamates of Examples 42-45 can be prepared from the given starting material that is either commercially available or described in the literature.

Example 42

Piperazine-1-carboxylic acid 4-(4-fluoro-benzyloxy)-benzyl ester

(RS)-Carbonic acid 1-chloro-ethyl ester 4-(4-fluoro-benzyloxy)-benzyl ester: Prepared in analogy to (RS)-carbonic acid 4-benzyloxy-benzyl ester 1-chloro-ethyl ester (Example 41) from 4-(4-fluoro-benzyloxy)-benzyl alcohol and 1-chloroethyl chloroformate: light yellow oil. ¹H-NMR (CDCl₃): 1.81 d, J = 5.5 Hz, 3H; 5.03 s, 2H; 5.13 and 5.18 J = 5.5 Hz, AB-system, 2H; 6.43 q, 1H; 6.95 d, J = 8.4 Hz, 2H, 7.07 t J = 8.4 Hz, 2H, 7.28 – 7.45 m, 4H.

- Piperazine-1,4-dicarboxylic acid 9H-fluoren-9-ylmethyl ester 4-(4-fluoro-benzyloxy)-benzyl ester: Prepared in analogy to piperazine-1,4-dicarboxylic acid 4-benzyloxy-benzyl ester 9H-fluoren-9-ylmethyl ester (Example 41) from (RS)-carbonic acid 1-chloro-ethyl ester 4-(4-fluoro-benzyloxy)-benzyl ester) and N-Fmoc-piperazine: yellow solid. ¹H-NMR (CDCl₃): 3.3 – 3.6 m, 8H; 4.23 t, J = 6 Hz, 1 H; 4.48 d, J = 6 Hz, 2H; 5.03 s, 2H; 5.08 s, 2H; 6.95 d, J = 8.5 Hz, 2H, 7.08 t, J = 8.5 Hz, 2H, 7.25 – 7.46 m, 8H, 7.55 d, J = 7 Hz, 2H and 7.77 d, J = 7 Hz, 2H.
- 10 Piperazine-1-carboxylic acid 4-(4-fluoro-benzyloxy)-benzyl ester: Prepared in analogy to piperazine-1-carboxylic acid 4-benzyloxy-benzyl ester (Example 41) from piperazine-1,4-dicarboxylic acid 9H-fluoren-9-ylmethyl ester 4-(4-fluoro-benzyloxy)-benzyl ester and morpholine: colourless, waxy solid: IR (Nujol): 3341 cm⁻¹, 1689 cm⁻¹. ¹H-NMR (CDCl₃): 1.75 br, 1H; 2.85 – 2.90 m, 4H and 3.40 – 3.55 m, 4H; 5.02 s, 2H; 5.07 s, 2H; 6.94 d, J = 8.4 Hz, 2H, 7.07 t, J = 8.8 Hz, 2H, 7.30 d, J = 8.4 Hz, 2H and 7.38 – 7.42 m, 2H. MS (EI): 344.3 M⁺.
- 15

Example 43

- Piperazine-1-carboxylic acid 4-methoxy-benzyl ester hydrochloride was prepared from 4-methoxy-benzyl alcohol via the following intermediates:
- 20

(RS)-Carbonic acid 1-chloro-ethyl ester 4-methoxy-benzyl ester: ¹H-NMR (CDCl₃): 1.81 d, J = 8.2 Hz, 3H; 3.81 s, 3H; 5.14 and 5.18 AB-system, J = 16 Hz, 2H; 6.42 q, J = 8.2 Hz, 1H; 6.90 d, J = 8 Hz, 2H and 7.36 d, J = 8 Hz, 2H. MS (EI): 244.1 M⁺.

- Piperazine-1,4-dicarboxylic acid 9H-fluoren-9-ylmethyl ester 4-methoxy-benzyl ester: ¹H-NMR (CDCl₃): 3.32-3.58 br, 8H; 3.81 s, 3H; 4.24 t, J = 6 Hz, 1H; 4.58 d, J = 6 Hz, 2H; 5.07 s, 2H; 6.92 d, J = 8 Hz, 2H, 7.54 – 7.46 m, 6H, 7.54 d, J = 8 Hz, 2H, 7.78 d, J = 8 Hz, 2H.
- 25

Piperazine-1-carboxylic acid 4-methoxy-benzyl ester hydrochloride: Deprotection with morpholine lead to piperazine-1-carboxylic acid 4-methoxy-benzyl ester. The hydrochloride was prepared by addition of HCl/Et₂O to a solution of the free base in Et₂O

followed by evaporation. $^1\text{H-NMR}$ (d_6 -DMSO): 3.10 m, 4H and 3.60 m, 4H, piperazine-H; 5.02 s, 2H. MS (ISP): 251.2 MH^+ .

Example 44

- 5 Piperazine-1-carboxylic acid benzhydryl ester was prepared from diphenyl carbinol via the following intermediates:

(RS)-Carbonic acid benzhydryl ester 1-chloro-ethyl ester: $^1\text{H-NMR}$ (CDCl_3): 1.83 d, $J = 5.8$ Hz, 3H; 6.41 q, $J = 5.8$ Hz, 1H; 6.75 s, 1H; 7.25 – 7.43 m, 10H.

- 10 Piperazine-1,4-dicarboxylic acid benzhydryl ester 9H-fluoren-9-ylmethyl ester: $^1\text{H-NMR}$ (CDCl_3): 3.32-3.68 br, 8H; 4.24 t, $J = 6$ Hz, 1H; 4.48 d, $J = 6$ Hz, 2H; 6.82 s, 1H; 7.25-7.44 m, 14H and 7.56 d, $J = 8$ Hz, 2H and 7.78 d, $J = 8$ Hz, 2H.

Piperazine-1-carboxylic acid benzhydryl ester: $^1\text{H-NMR}$ (CDCl_3): 1.70 br, 1H; 2.80- 2.85 m, 4H and 3.40-3.70 m, 4H, piperazine-H; 6.82 s, 1H; 7.25-7.35 m, 10H. MS (ISP): 297.3 MH^+ .

15

Example 45

(RS)-Piperazine-1-carboxylic acid 1-phenyl-ethyl ester was prepared from (RS)-1-phenylethanol via the following intermediates:

- 20 (RS)-Carbonic acid 1-chloro-ethyl ester 1-phenyl-ethyl ester: $^1\text{H-NMR}$ (CDCl_3): 1.62 d, $J = 6.5$ Hz and 1.64 d, $J = 6.5$ Hz, 3H; 1.79 d, $J = 5.8$ Hz and 1.64 d, $J = 5.8$ Hz, 3H; 5.77 q, $J = 6.5$ Hz and 5.80 q, $J = 6.5$ Hz, 1H; 6.37 q, $J = 5.8$ Hz and 6.41 q, $J = 5.8$ Hz, 1H; 7.37 m, 5H.

- 25 (RS)-Piperazine-1,4-dicarboxylic acid 9H-fluoren-9-ylmethyl ester 1-phenyl-ethyl ester: $^1\text{H-NMR}$ (CDCl_3): 1.56 d, $J = 6.5$ Hz, 3H; 3.32-3.58 br, 8H; 4.24 t, $J = 6$ Hz, 1H; 4.68 d, $J = 6$ Hz, 2H; 5.83 d, $J = 6.5$ Hz, 1H; 7.25-7.44 m, 9H and 7.56 d, $J = 8$ Hz, 2H and 7.78 d, $J = 8$ Hz, 2H.

(RS)-Piperazine-1-carboxylic acid 1-phenyl-ethyl ester: $^1\text{H-NMR}$ (CDCl_3): 1.54 d, $J = 4$ Hz, 3H; 1.68 br, 1H; 2.75- 2.85 m, 4H and 3.40-3.55 m, 4H, piperazine-H; 5.82 q, $J = 4$ Hz, 1H; 7.25-7.38 m, 5H. MS (EI): 234.2 M^+ .

5

Example 46

Piperazine-1-carboxylic acid phenethyl ester:

To a solution of 4-chlorocarbonyl-piperazine-1-carboxylic acid tert-butyl ester in dichloromethane (30 vol.) was added phenethyl alcohol (2 eq), triethylamine (3 eq) and pyridine (1 eq) and the mixture was shaken at 25°C for 6 days. The mixture was
10 evaporated, and the resultant crude material purified by preparative HPLC [C18, 10 mM aqueous NH_4OAc solution:MeOH] to afford the intermediate product, which was used immediately in the next step.

To a solution of the above intermediate in methanol (50 volumes) was added a solution of HCl in dioxane (4 M, 10 eq) and the mixture was shaken for 16 h. Evaporation to dryness
15 afforded the desired product.

$^1\text{H-NMR}$ (400 MHz, d_6 -DMSO): 2.90 (2H, t, $J = 6.5$ Hz), 2.99-3.06 (4H, m), 3.52-3.59 (4H, m), 4.22 (2H, t, $J = 6.5$ Hz), 7.19-7.34 (5H, m) and 9.29-9.43 (2H, br s); HPLC: [XTERRA; methanol-10mM aqueous NH_4OAc (40:60); 2mL/min; 210 nm] 100% (0.98 min).

20

Example 47

cis-2,6-Dimethylpiperazine-1-carboxylic acid 5-[2-(3-chlorobenzyloxy)]pyridyl-methyl ester fumarate:

cis-2,6-Dimethylpiperazine-1,4-dicarboxylic acid 5-(2-chloropyridyl)-methyl ester tert-butyl ester: A solution of 2-chloro-5-(hydroxymethyl)pyridine (2.6 g, 18 mmol), 1-tert-butoxycarbonyl-2,6-dimethyl-4-chlorocarbonylpiperazine (3.8 g, 14 mmol), pyridine (1.5 mL, 19 mmol) and triethylamine (7.6 mL, 52 mmol) in dichloromethane (100 mL) was stirred for 96 h. The mixture was concentrated in vacuo then partitioned between water (100 mL) and ethyl acetate (3 x 50 mL). The combined organic extracts were washed with
25

water and brine, then dried over sodium sulfate, concentrated in vacuo and purified by flash column chromatography [SiO_2 ; isohexane – ethyl acetate (4:1)] to give the product as a white solid (1.7 g, 32%), m.p. 75-76°C. $^1\text{H-NMR}$ (400 MHz, CDCl_3): 8.40 (1H, d, $J = 2.5$ Hz), 7.67 (1H, dd, $J = 2.5, 8$ Hz), 7.33 (1H, d, $J = 8$ Hz), 5.14 (2H, s), 4.23-4.14 (2H, m), 4.04-3.82 (2H, m), 3.04-2.86 (2H, m), 1.47 (9H, s) and 1.23 (6H, d, $J = 7$ Hz).

cis-2,6-Dimethylpiperazine-1,4-dicarboxylic acid 5-[2-(3-chlorobenzoyloxy)]pyridyl-methyl ester tert-butyl ester: To a stirred mixture of cis-2,6-Dimethylpiperazine-1,4-dicarboxylic acid 5-(2-chloropyridyl)methyl ester tert-butyl ester (0.25 g, 0.7 mmol), 3-chlorobenzyl alcohol (0.14 g, 1.0 mmol), potassium carbonate (0.09 g, 0.7 mmol) and powdered potassium hydroxide (85%, 0.17 g, 2.6 mmol) in toluene (10 mL) was added tris-[2-(2-methoxyethoxy)ethyl]amine (0.02 g, 0.007 mmol). The mixture was heated to 120°C, stirred for 4 h, cooled to room temperature, poured into water (20 mL) and extracted with ether (3 x 30 mL). The combined organic extracts were washed with water and brine, then dried over sodium sulfate, concentrated in vacuo and purified by flash column chromatography [SiO_2 ; isohexane – ethyl acetate (9:1) to (3:1)] to give the product as a viscous oil (0.13 g, 40%). $^1\text{H-NMR}$ (400 MHz, CDCl_3): 8.16 (1H, d, $J = 2.5$ Hz), 7.63 (1H, dd, $J = 2.5, 8.5$ Hz), 7.45 (1H, s), 7.34-7.27 (3H, m), 6.81 (1H, d, $J = 8.5$ Hz), 5.36 (2H, s), 5.08 (2H, s), 4.22-4.14 (2H, m), 4.05-3.80 (2H, m), 3.08-2.84 (2H, m), 1.47 (9H, s) and 1.22 (6H, d, $J = 7$ Hz); HPLC [Xterra, 2.0 mL/min; methanol-10 mM aqueous ammonium acetate solution (50:50) to (80:20) over 5 min then (80:20)] 97% (7.81 min).

cis-2,6-Dimethylpiperazine-1-carboxylic acid 5-[2-(3-chlorobenzoyloxy)]pyridyl-methyl ester fumarate: To a stirred solution of cis-2,6-Dimethylpiperazine-1,4-dicarboxylic acid 5-[2-(3-chlorobenzoyloxy)]pyridyl-methyl ester tert-butyl ester (0.12 g, 0.24 mmol) in methanol (5 mL) was added drop-wise a solution of hydrogen chloride in dioxan (4 M, 0.61 mL, 2.4 mmol). The mixture was stirred for 18 h then concentrated in vacuo. The residue was partitioned between ether (2 x 10 mL) and aqueous sodium hydroxide solution (2 M, 10 mL). The combined organic layers were washed with water and brine then dried over sodium sulfate, concentrated in vacuo, dissolved in warm 2-propanol (1 mL) and added drop-wise to a stirred solution of fumaric acid (0.033 g, 0.28 mmol) in warm 2-propanol (1 mL). The mixture was cooled to 0°C, stirred for 30 min then filtered. The filter-cake was washed with 2-propanol and ether then dried in vacuo to give the

product as a white solid (0.071 g, 57%), m.p. 172°C (dec.). ¹H-NMR (400 MHz, *d*₆-DMSO): 8.18 (1H, d, *J* = 2.5 Hz), 7.76 (1H, dd, *J* = 2.5, 8.5 Hz), 7.50 (1H, s), 7.42-7.36 (3H, m), 6.93 (1H, d, *J* = 8.5 Hz), 6.59 (2H, s), 5.37 (2H, s), 5.04 (2H, s), 4.01-3.93 (2H, m), 2.77 (2H, d, *J* = 12 Hz), 2.70 (2H, dd, *J* = 4, 12 Hz) and 1.18 (6H, d, *J* = 7 Hz).

5

Example 48

Piperazine-1-carboxylic acid 5-[2-(3-chlorobenzyloxy)]pyridyl-methyl ester fumarate:

6-(3-Chlorobenzyloxy)nicotinic acid: To a stirred suspension of sodium hydride (60%, 0.76 g, 19 mmol) in toluene (10 mL) was added portion-wise over 30 min 6-chloronicotinic acid (1.0 g, 6.3 mmol). The mixture was stirred for 30 min then cooled to 0°C. A solution of 3-chloro-benzyl alcohol (0.69 g, 6.4 mmol) in toluene (5 mL) was added drop-wise over 10 min. The mixture was warmed to room temperature, DMF (20 mL) was added and the mixture was heated to 95°C and stirred for 18 h. The mixture was cooled to room temperature then poured into water (30 mL). The aqueous mixture was acidified to pH 2 and extracted with ethyl acetate (2 x 30 mL). The combined organic extracts were washed with water and brine, then dried over sodium sulfate and concentrated in vacuo to give a yellow solid (2.36 g). The residue was re-crystallised [2-propanol-water, (2:1)] to give the product as a white solid (0.85 g, 51%), m.p. 158°C (dec.). ¹H-NMR (400 MHz, CDCl₃): 8.93 (1H, d, *J* = 2.5 Hz), 8.24 (1H, dd, *J* = 2.5, 8.5 Hz), 7.46 (1H, s), 7.35-7.29 (3H, m), 6.87 (1H, dd, *J* = 1, 8.5 Hz) and 5.45 (2H, s).

2-(3-Chlorobenzyloxy)-5-(hydroxymethyl)pyridine: To a stirred suspension of lithium aluminium hydride (0.14 g, 3.7 mmol) in THF (10 mL) at 0°C under Ar was added portionwise 6-(3-chlorobenzyloxy)nicotinic acid (0.60 g, 2.3 mmol). The mixture was warmed to room temperature, stirred for 2 h then cooled to 0 °C. Saturated aqueous sodium potassium tartrate solution (1 mL) was added dropwise followed by sodium sulfate decahydrate (2 g). The mixture was diluted with ether (30 mL), stirred for 1 h then filtered through kieselguhr. The filter-cake was washed with ether (10 mL); the combined filtrates were concentrated in vacuo and purified by flash column chromatography [SiO₂; isohehexane – ethyl acetate (4:1) to (1:1)] to give the product as a viscous oil (0.25 g, 44%). ¹H-NMR (400 MHz, CDCl₃): 8.11 (1H, d, *J* = 2.5 Hz), 7.63 (1H, dd, *J* = 2.5, 8.5 Hz), 7.45

(1H, s), 7.33-7.25 (3H, m), 6.82 (1H, d, J = 8.5 Hz), 5.35 (2H, s), 4.62 (2H, d, J = 4 Hz) and 1.87 (1H, t, J = 4 Hz, -OH). HPLC: [Xterra, 2.0 mL/min; methanol-10 mM aqueous ammonium acetate solution (50:50) to (80:20) over 5 min then (80:20)] 98% (3.95 min).

- 5 Piperazine-1,4-dicarboxylic acid 5-[2-(3-chlorobenzoyloxy)]pyridyl-methyl ester tert-butyl ester: To a stirred suspension of sodium hydride (60%, 0.042 g, 1.1 mmol) in DMF (2 mL) was added drop-wise a solution of 2-(3-chlorobenzoyloxy)-5-(hydroxymethyl)pyridine (0.22 g, 0.9 mmol) in DMF (1 mL). The mixture was stirred for 30 min then a solution of 1-tert-butoxycarbonyl-4-chlorocarbonylpiperazine (0.22 g, 0.9 mmol) in DMF (1 mL) was
10 added. The mixture was stirred for 18 h then poured into water (10 mL) and extracted with ether (2 x 10 mL). The combined organic extracts were washed with water and brine, then dried over sodium sulfate, concentrated in vacuo and purified by flash column chromatography [SiO₂; isohexane – ethyl acetate (9:1) to (3:1)] to give the product as a viscous oil (0.17 g, 41%). ¹H-NMR (400 MHz, CDCl₃): 8.16 (1H, d, J = 2.5 Hz), 7.63 (1H,
15 dd, J = 2.5, 8.5 Hz), 7.45 (1H, s), 7.34-7.26 (3H, m), 6.81 (1H, d, J = 8.5 Hz), 5.36 (2H, s), 5.08 (2H, s), 3.48-3.36 (8H, m) and 1.46 (9H, s). HPLC: [Xterra, 2.0 mL/min; methanol-10 mM aqueous ammonium acetate solution (50:50) to (80:20) over 5 min then (80:20)] 97% (7.35 min).

- 20 Piperazine-1-carboxylic acid 5-[2-(3-chlorobenzoyloxy)]pyridyl-methyl ester fumarate: To a stirred solution of Piperazine-1,4-dicarboxylic acid 5-[2-(3-chlorobenzoyloxy)]pyridyl-methyl ester tert-butyl ester (0.16 g, 0.35 mmol) in methanol (5 mL) was added drop-wise a solution of hydrogen chloride in dioxan (4 M, 0.9 mL, 3.6 mmol). The mixture was stirred for 18 h then concentrated in vacuo. The residue was partitioned between ether (2
25 x 10 mL) and aqueous sodium hydroxide solution (2 M, 10 mL). The combined organic layers were washed with water and brine then dried over sodium sulfate, concentrated in vacuo, dissolved in warm 2-propanol (2 mL) and added dropwise to a stirred solution of fumaric acid (0.047 g, 0.41 mmol) in warm 2-propanol (2 mL). The mixture was cooled to 0°C, stirred for 30 min then filtered. The filter-cake was washed with 2-propanol and ether
30 then dried in vacuo to give the product as a white solid (0.089 g, 54%), m.p. 148°C (dec.). ¹H-NMR (400 MHz, d₆-DMSO): 8.19 (1H, d, J = 2.5 Hz), 7.77 (1H, dd, J = 2.5, 8.5 Hz), 7.50 (1H, s), 7.42-7.36 (3H, m), 6.92 (1H, d, J = 8.5 Hz), 6.52 (2H, s), 5.36 (2H, s), 5.04 (2H, s), 3.45-3.40 (4H, m) and 2.86-2.80 (4H, m).

Example 49

cis-2,6-Dimethylpiperazine-1-carboxylic acid 2-(2-thienyl)ethyl ester:

To a solution of cis-4-chlorocarbonyl-2,6-dimethyl-piperazine-1-carboxylic acid tert-butyl ester in dichloromethane (30 vol.) was added 2-(2-thienyl)ethanol (2 eq), triethylamine (3 eq) and pyridine (1 eq) and the mixture was shaken at 25 °C for 6 days. The mixture was evaporated, and the resultant crude material purified by preparative HPLC [C18, 10 mM aqueous NH₄OAc solution:MeOH] to afford the intermediate product, which was used immediately in the next step.

To a solution of the above intermediate in methanol (50 volumes) was added a solution of HCl in dioxane (4 M, 10 eq) and the mixture was shaken for 16 h. Evaporation to dryness afforded the desired product. HPLC: [XTERRA; methanol-10mM aqueous NH₄OAc (60:40); 2 mL/min; 210 nm] 94.5% (0.83 min); MS(ISP): 269 MH⁺.

cis-4-chlorocarbonyl-2,6-dimethyl-piperazine-1-carboxylic acid tert-butyl ester was prepared in analogy to 4-chlorocarbonyl-piperazine-1-carboxylic acid tert-butyl ester from cis-2,6-dimethylpiperazine-1-carboxylic acid tert-butyl ester (A. Muehlebach, P. Pino, *Helv. Chim. Acta* 73, 839 (1990)) by a modified procedure of Rhone-Poulenc DE 25 50 111 (Rhone-Poulenc).

:

20

Example 50

cis-2,6-Dimethylpiperazine-1-carboxylic acid 2-fluorobenzyl ester:

To a solution of cis-4-chlorocarbonyl-2,6-dimethyl-piperazine-1-carboxylic acid tert-butyl ester in dichloromethane (30 vol.) was added 2-fluorobenzyl alcohol (2 eq), triethylamine (3 eq) and pyridine (1 eq) and the mixture was shaken at 25 °C for 6 days. The mixture was evaporated, and the resultant crude material purified by preparative HPLC [C18, 10 mM aqueous NH₄OAc solution:MeOH] to afford the intermediate product, which was used immediately in the next step.

To a solution of the above intermediate in methanol (50 volumes) was added a solution of HCl in dioxane (4 M, 10 eq) and the mixture was shaken for 16 h. Evaporation to dryness

afforded the desired product. HPLC: [XTERRA; methanol-10 mM aqueous NH_4OAc (60:40); 2 mL/min; 210 nm] 96.8% (0.88 min); MS (ISP): 267 MH^+ .

- cis-4-chlorocarbonyl-2,6-dimethyl-piperazine-1-carboxylic acid tert-butyl ester was prepared in analogy to 4-chlorocarbonyl-piperazine-1-carboxylic acid tert-butyl ester from cis-2,6-dimethylpiperazine-1-carboxylic acid tert-butyl ester (A. Muehlebach, P. Pino, *Helv. Chim. Acta* 73, 839 (1990)) by a modified procedure of Rhone-Poulenc DE 25 50 111 (Rhone-Poulenc).

Example 51

- 10 Piperazine-1-carbothioic acid S-[4-(3-nitrobenzyl)oxy]benzyl ester

- Piperazine-1-carbothioic acid S-[4-(3-nitrobenzyl)oxy]benzyl ester: A mixture [(4-tert-butyl-dimethylsilyloxy)benzylsulfanylcarbonyl]-piperazine-4-carboxylic acid tert-butyl ester (0.05 g), 3-nitrobenzyl bromide (0.028 g), cesium fluoride (0.033 g) and DMF (1 mL) was shaken for 48 h then partitioned between water (2 mL) and dichloromethane (2 mL).
15 The separated organic layer was concentrated in vacuo then suspended in trifluoroacetic acid – dichloromethane (1:1, 1 mL) and shaken for 18 h. The mixture was concentrated in vacuo and purified by preparative HPLC [C18, 10 mM aqueous NH_4OAc solution: MeOH] to afford the product (0.011 g, 25%). HPLC: [Xterra, 2.0 mL/min; methanol-10 mM aqueous ammonium acetate solution (50:50) to (80:20) over 5 min then (80:20)] 98%
20 (5.1 min); MS (ISP): 387 MH^+ .

Example 52

Piperazine-1-carboxylic acid 3-(2-phenylethoxy)-benzyl ester hydrochloride

- Piperazine-1,4-dicarboxylic acid (3-tert-butyl dimethylsilyloxy)benzyl ester tert-butyl ester:
25 A solution of 3-tert-butyl dimethylsilyloxybenzyl alcohol (*Tetrahedron Lett.* 26, 681 (1985)) (5.0 g), triethylamine (8.7 mL), pyridine (1.65 mL) and 4-chlorocarbonyl-piperazine-1-carboxylic acid tert-butyl ester (5.1 g) in dichloromethane (200 mL) was stirred for 96 h. 4-Dimethylaminopyridine (0.20 g) was added and the mixture was heated to reflux for 4 h. The mixture was cooled to room temperature, washed with water (100

mL), brine (100 mL), dried over magnesium sulfate and concentrated in vacuo. The residue was purified by column chromatography [SiO_2 ; dichloromethane, isopropyl ether: (100:0) to (80:20)] to give the product as a yellow oil (3.8 g, 41%). $^1\text{H-NMR}$ (400 MHz, CDCl_3): 0.19 (6H, s), 0.98 (9H, s), 1.46 (9H, s), 3.36-3.43 (4H, m), 3.44-3.50 (4H, m), 5.08 (2H, s), 6.78 (1H, dd, $J = 2.5, 8$ Hz), 6.82 (1H, t, $J = 2$ Hz), 6.92 (1H, d, $J = 8$ Hz) and 7.20 (1H, t, $J = 8$ Hz).

Piperazine-1,4-dicarboxylic acid (3-hydroxy)benzyl ester tert-butyl ester: To a stirred solution of piperazine-1,4-dicarboxylic acid (3-tert-butyldimethylsilyloxy)benzyl ester tert-butyl ester (0.50 g, 1.1 mmol) in anhydrous THF (10 mL) at 0°C were added sequentially a solution of tetrabutylammonium fluoride in THF (1 M, 4.4 mL, 4.4 mmol) and glacial acetic acid (0.76 mL, 13.3 mmol). The mixture was stirred for 1 h then poured into water (40 mL) and extracted with ethyl acetate (3 x 20 mL). The combined organic extracts were washed with water (3 x 25 mL), saturated aqueous sodium hydrogencarbonate solution (25 mL) and brine (25 mL) then dried over magnesium sulfate and concentrated in vacuo to give the product as a colourless oil which solidified on standing (0.38 g, 100%). $^1\text{H-NMR}$ (400 MHz, CDCl_3): 1.46 (9H, s), 3.38-3.44 (4H, m), 3.45-3.50 (4H, m), 5.09 (2H, s), 6.79 (1H, dd, $J = 2.5, 8$ Hz), 6.83 (1H, m, OH), 6.90 (1H, d, $J = 8$ Hz), 7.22 (1H, t, $J = 8$ Hz) and 7.26 (1H, s). HPLC [Xterra, 2.0 mL/min; methanol-10 mM aqueous ammonium acetate solution (50:50) to (80:20) over 5 min then (80:20)] 100% (3.59 min).

Piperazine-1,4-dicarboxylic acid 3-(2-phenylethoxy)benzyl ester tert-butyl ester : To a solution of piperazine-1,4-dicarboxylic acid (3-hydroxy)benzyl ester tert-butyl ester (0.16 g, 0.48 mmol) in acetone (5 mL) at 0°C was added potassium carbonate (0.072 g, 0.52 mmol) and the reaction mixture was stirred at 0°C for 30 min. (2-Bromoethyl)-benzene (0.097 g, 0.52 mmol) was added and the reaction mixture was allowed to warm to room temperature and then heated under reflux for 24 h. After cooling, the reaction mixture was concentrated in vacuo and the residue was partitioned between water (20 mL) and ethyl acetate (20 mL). The organic phase was separated, washed with saturated brine (25 mL), dried (MgSO_4) and concentrated in vacuo to give an oil which was purified by column chromatography [SiO_2 ; heptane-ethyl acetate (3 : 1)] to yield the title compound (0.10 g, 48%) as a colourless oil. $^1\text{H-NMR}$ (400 MHz, CDCl_3): 1.46 (9H, s), 3.10 (2H, t, $J = 7.0$ Hz), 3.40 (4H, m), 3.46 (4H, m), 4.18 (2H, t, $J = 7.0$ Hz), 5.09 (2H, s), 6.84 (1H, m), 6.88 (1H, m), 6.91 (1H, m) and 7.22 – 7.34 (6H, m).

Piperazine-1-carboxylic acid 3-(2-phenylethoxy)-benzyl ester hydrochloride: To a solution of piperazine-1,4-dicarboxylic acid 3-(2-phenylethoxy)benzyl ester tert-butyl ester (0.10 g, 0.23 mmol) in methanol (2 mL) and ether (2 mL) was added 4M HCl in 1,4-dioxane (2.3 mL, 9.2 mmol) and the solution was left to stand with occasional swirling at room

5 temperature for 3 h. The solution was concentrated in vacuo and the residue was triturated with ether to yield the title compound (0.08 g, 93%) as a white solid. ¹H-NMR (400 MHz, *d*₆-DMSO): 3.03 (2H, t, J = 6.8 Hz), 3.08 (4H, m), 3.61 (4H, m), 4.19 (2H, t, J = 7.0 Hz), 5.06 (2H, s), 6.88 – 6.94 (3H, m), 7.20 – 7.33 (6H, m) and 9.19 (2H, br s).

10

Example 53

3-[2-(3-Chlorophenyl)ethyl]oxybenzylpiperazine-1-carboxylate hydrochloride

3-[2-(3-Chlorophenyl)ethyl]oxybenzyl-4-tert-butoxycarbonylpiperazine-1-carboxylate was prepared from piperazine-1,4-dicarboxylic acid (3-hydroxy)benzyl ester tert-butyl ester and (2-bromoethyl)-3-chlorobenzene using the method described for Example 52 to
15 yield the product (0.24 g, 85%) as a colourless oil; ¹H NMR (400 MHz, CDCl₃) 1.46 (9H, s), 3.25 (2H, t, J 7.0 Hz), 3.41 (4H, m), 3.46 (4H, m), 4.20 (2H, t, J 7.0 Hz), 5.10 (2H, s), 6.84 (1H, m), 6.88 (1H, m), 6.92 (1H, m), 7.14 – 7.24 (3H, m) and 7.28 – 7.36 (2H, m); HPLC retention time 8.12 min (λ = 220 nm).

3-[2-(3-Chlorophenyl)ethyl]oxybenzylpiperazine-1-carboxylate hydrochloride was
20 prepared from 3-[2-(3-chlorophenyl)ethyl]oxybenzyl-4-tert-butoxycarbonylpiperazine-1-carboxylate using the method described for Example 52 to yield the title compound (0.14 g, 67%) as a white solid; ¹H NMR (400 MHz, *d*₆-DMSO) 3.05 (2H, t, J 7.0 Hz), 3.08 (4H, m), 3.62 (4H, m), 4.20 (2H, t, J 6.5 Hz), 5.06 (2H, s), 6.88 – 6.95 (3H, m), 7.25 – 7.35 (4H, m), 7.42 (1H, m) and 9.20 (2H, br s); HPLC retention time 5.67 min (λ = 220 nm).

25

Example 54

cis-2,6-dimethyl-piperazine-1-carboxylic acid 6-(2-fluoro-benzoyloxy)-pyridin-3-ylmethyl ester hemifumarate

6-(2-Fluorobenzyloxy)nicotinic acid: to a stirred suspension of sodium hydride (60%, 0.63 g) in DMF (10 ml) at 0 °C was added portionwise over 10 min 6-chloronicotinic acid (1.0 g). The mixture was stirred for 30 min then a solution of 2-fluorobenzyl alcohol (0.84 g) in DMF (5 ml) was added dropwise over 10 min. The mixture was warmed to room
5 temperature, stirred for 1 h then heated to 100 °C and stirred for a further 18 h then cooled to room temperature. To the mixture were added dropwise water (10 ml) and hydrochloric acid (2M, 10 ml). The emerging precipitate was washed with water and dried to give the product as an off-white solid (1.34 g); ¹H-NMR (400 MHz, CDCl₃) δ_H 8.75 (1H, dd, J 2.5, 1 Hz), 8.17 (1H, dd, J 8.5, 2.5 Hz), 7.56 (1H, dt, J 7.5, 1.5 Hz), 7.43 (1H, m), 7.27
10 (1H, dd, J 8.5, 1 Hz), 7.22 (1H, dd, J 7.5, 1 Hz), 6.97 (1H, dd, J 8.5, 1 Hz) and 5.48 (2H, s); [XTERRA; methanol-10mM aqueous NH₄OAc (50:50); 2 mL/min; 220 nm] 98%, 0.80 min.

2-(2-Fluorobenzyloxy)-5-pyridylmethanol: to a stirred solution of 6-(2-fluorobenzyloxy)nicotinic acid (0.89 g) in THF (10 ml) at 0 °C under Ar was added
15 dropwise a solution of lithium aluminium hydride (1.0 M, 5.5 ml). The mixture was warmed to room temperature and stirred for 2 h. Saturated potassium sodium tartrate solution (1 ml) was added to the mixture followed by ethyl acetate (10 ml). The mixture was stirred for 30 min, filtered and concentrated in vacuo to give the product as a clear oil (0.63 g) which was used without further purification; δ_H (400 MHz, CDCl₃) 8.14 (1H, d, J
20 1.5 Hz), 7.63 (1H, dd, J 8.5, 2.5 Hz), 7.49 (1H, dt, J 7.5, 1 Hz), 7.29 (1H, m), 7.13 (1H, dt, J 7.5, 1 Hz), 7.02 (1H, dt, J 10, 1 Hz), 6.81 (1H, d, J 8 Hz), 5.45 (2H, s) and 4.63 (2H, s); LC 73%, 2.24 min.

cis-2,6-dimethyl-piperazine-1-carboxylic acid 6-(2-fluoro-benzyloxy)-pyridin-3-ylmethyl ester: to a stirred suspension of sodium hydride (0.084 g) in DMF (2 ml) was added
25 dropwise a solution of 2-(2-fluorobenzyloxy)-5-pyridylmethanol (0.41 g) and cis 1-chlorocarbonyl-2,6-dimethyl-4-tert-butoxycarbonylpiperazine (0.45 g) in DMF (4 ml). The mixture was stirred for 18 h then poured into water (20 ml). The aqueous was extracted with two portions of ethyl acetate (20 ml). The combined organic extracts were washed (water, brine), dried (sodium sulfate) and concentrated in vacuo. The residue was
30 purified by flash column chromatography [SiO₂; toluene – ether (4:1)] to give the product as a pale oil (0.28 g); ¹H-NMR (400 MHz, CDCl₃) δ_H 8.19 (1H, d, J 2 Hz), 7.62 (1H, dd, J 8.5, 2.5 Hz), 7.50 (1H, dt, J 7.5, 1.5 Hz), 7.30 (1H, m), 7.14 (1H, dt, J 7.5, 1 Hz), 7.08 (1H, ddd, J 10, 8.5, 1.5 Hz), 6.80 (1H, d, J 8.5 Hz), 5.45 (2H, s), 5.09 (2H, s), 4.20 (2H, m), 4.05-

3.80 (2H, m), 3.10-2.80 (2H, m), 1.48 (9H, s) and 1.22 (6H, d, J 6.5 Hz); HPLC [XTERRA; methanol-10mM aqueous NH₄OAc (50:50); 2 mL/min; 220 nm] 98%, 7.24 min.

cis-2,6-dimethyl-piperazine-1-carboxylic acid 6-(2-fluoro-benzyloxy)-pyridin-3-ylmethyl ester hemifumarate: cis-2,6-dimethyl-piperazine-1-carboxylic acid 6-(2-fluoro-benzyloxy)-pyridin-3-ylmethyl ester (0.25 g) and HCl-dioxane (4M, 0.6 ml) were combined as described below for Example 58 to give the product as a white solid (0.18 g); ¹H-NMR (400 MHz, DMSO-*d*₆) 8.20 (1H, d, J 2 Hz), 7.75 (1H, d, J 8.5, 2.5 Hz), 7.53 (1H, dt, J 7.5, 1.5 Hz), 7.40 (1H, dddd, J 9, 7.5, 5.5, 1.5 Hz), 7.25 (1H, dd, J 9.5, 1 Hz), 7.20 (1H, dd, J 7.5, 1 Hz), 6.89 (1H, d, J 8.5 Hz), 6.57 (1H, s), 5.40 (2H, s), 5.04 (2H, s), 3.95 (2H, m), 2.74 (2H, d, J 12 Hz), 2.68 (2H, dd, J 12, 4.5 Hz) and 1.18 (6H, d, J 7 Hz); HPLC [XTERRA; methanol-10mM aqueous NH₄OAc (50:50); 2 mL/min; 220 nm] 99%, 4.23 min.

Example 55

4-Bromo-2-fluorobenzyl cis-2,6-dimethylpiperazine-1-carboxylate hydrochloride was synthesised from cis 1-chlorocarbonyl-2,6-dimethyl-4-tert-butoxycarbonylpiperazine and 4-bromo-2-fluorobenzyl alcohol according to the methods described in Examples 52 and 54 to give the product as a white solid: δ_{H} (400 MHz, DMSO-*d*₆) 1.3 (6H, d J, 7.2 Hz), 3.0-3.2 (4H, m), 4.3 (2H, sextet, J 7.2 Hz), 5.15 (2H, s), 7.42 (2H, m), 7.6 (1H, m), 9.15 (1H, br) and 9.80 (1H, br); LC (XTERRA, 50/80, 220 nm) 89.8% (3.62 min).

Example 56

Benzyl cis-2,6-dimethylpiperazine-1-carboxylate hydrochloride was prepared from cis 1-chlorocarbonyl-2,6-dimethyl-4-tert-butoxycarbonylpiperazine and benzyl alcohol according to the methods described for Examples 52 and 54 to give the product as a cream solid (0.0833 g, 15% overall); ν_{max} (nujol)/cm⁻¹ 2776, 2672, 2568, 2527, 1706, 1581, 1415, and 1329; δ_{H} (400 MHz, DMSO-*d*₆) 9.89 (1 H, br), 9.19 (1 H, br), 7.41-7.31 (5 H, m), 5.13 (2 H, s), 4.34 (2 H, m), 3.17-3.08 (4 H, m), and 1.31 (6 H, d, J 7.2).

Example 57

2-Chlorobenzyl cis-2,6-dimethylpiperazine-1-carboxylate hydrochloride was prepared from cis 1-chlorocarbonyl-2,6-dimethyl-4-tert-butoxycarbonylpiperazine and 2-chlorobenzyl alcohol according to the methods described for Examples 52 and 54 to give the
5 product as a white solid (0.0901 g, 14% overall); ν_{\max} (nujol)/cm-1 3375, 2689, 2577, 1699, 1592, 1380, 1328, and 1300; δ_{H} (400 MHz, DMSO- d_6) 9.62 (2 H, br), 7.50 (2 H, m), 7.40 (2 H, m), 5.19 (2 H, s), 4.33 (2 H, m), 3.18-3.06 (4 H, m), and 1.31 (6 H, d, J 7.2).

Example 58

10 (R)-2-Fluorobenzyl 2-methylpiperazine-1-carboxylate hydrochloride

To a stirred solution of (R) 1-tert-butoxycarbonyl-4-chlorocarbonyl-2-methylpiperazine (348 mg, 1.32 mmol), triethylamine (550 μ L, 3 eq) and 2-fluorobenzyl alcohol (420 μ L, 2 eq) in dichloromethane (8 mL) were added pyridine (110 μ L, 1 eq) and DMAP (cat.). The resultant mixture was stirred at ambient temperature for 5 days. Purification by flash
15 column chromatography [SiO_2 ; ethyl acetate – heptane (1:3)] afforded a colourless oil (692 mg). This material was dissolved in MeOH (12 mL) and treated with a solution of HCl in dioxane (4 M; 3.3 mL, ~ 10 equiv.), with overnight stirring. Purification by flash column chromatography [SiO_2 ; ethyl acetate – methanol – ammonium hydroxide (90:8:2)]
afforded a colourless oil. Dissolution in dichloromethane (4 mL) and treatment with HCl
20 in dioxane (4 M; 1 mL) afforded, after evaporation the desired product (368 mg, 79%) as a white solid: δ_{H} (400 MHz; d_6 -DMSO) 1.26 (3H, d, J 7.0 Hz), 2.81-2.94 (1H, m), 3.01-3.27 (4H, m), 3.90-3.98 (1H, m), 4.31-4.40 (1H, m), 5.13 (1H, d, J 12.5 Hz), 5.17 (1H, d, J 12.5 Hz), 7.20-7.26 (2H, m), 7.38-7.50 (2H, m), 9.13 (1H, br s) and 9.59 (1H, br s); LC (XTERRA, 30/70, 210 nm) 99.6% (2.01 min).

25

Example 59

2-Fluoro-4-propylbenzyl cis-2,6-dimethylpiperazine-1-carboxylate hydrochloride

2-Fluoro-4-propylbenzyl 4-tert-butoxycarbonyl-cis-2,6-dimethylpiperazine-1-carboxylate: tetrakis(triphenylphosphine)palladium(0) (0.029g) was added to a solution of 4-bromo-2-

fluorobenzyl 4-tert-butoxycarbonyl-2,6-dimethylpiperazine-1-carboxylate (from Example 55, 0.223g, 0.5mmol) and n-propylzinc bromide (0.5 M THF, 3.0ml) in dry THF (5ml) under Ar. The reaction mixture was heated to reflux for 19h, then cooled to ambient temperature and partitioned between ethyl acetate (50 ml) and saturated aqueous ammonium chloride solution (50ml). The organic phase was separated, washed with water and brine, dried (sodium sulfate) and the solvent evaporated under reduced pressure to afford the crude product as an oil, which was purified by silica gel chromatography (DIPE:heptane, 1:1) and used immediately.

2-Fluoro-4-propylbenzyl cis-2,6-dimethylpiperazine-1-carboxylate hydrochloride was prepared from 2-fluoro-4-propylbenzyl 4-tert-butoxycarbonyl-cis-2,6-dimethylpiperazine-1-carboxylate according to the method described in Example 52: δ_H (400 MHz; d_6 -DMSO) 0.9 (3H, t, J 7.3 Hz), 1.3 (6H, d, J 7.2 Hz), 1.59 (2H, sextet, J 7.3 Hz), 2.58 (2H, t, J 7.3 Hz), 3.0-3.2 (4H, m), 4.25 (2H, sextet, J 7.2 Hz), 5.15 (2H, s), 7.0-7.1 (2H, m), 7.38 (1H, t, J 7.9 Hz) and 9.0-10.0 (2H, br); HPLC (XTERRA, 50/80, 220 nm) 91% (4.93 min).

Example 60

S-4-[(Ethylamino)carbonyl]oxybenzyl piperazine-1-thiocarboxylate hydrochloride was prepared from S-4-hydroxybenzyl 4-tert-butoxycarbonylpiperazine-1-thiocarboxylate and ethyl isocyanate according to the method described in Example 71 to give the product as a white solid (58.6%); melting point 153.1-157.6 °C; NMR δ_H (400 MHz, DMSO- d_6) 1.069 (3H, t, J 7.0 Hz), 3.116 (6H, m), 3.667(4H, bs), 4.140(2H, s), 7.020(2H, d, J 8.5 Hz), 7.325(2H, d, J 8.5 Hz), 7.744(1H, t, J 5.5 Hz) and 9.117(2H, bs).

Example 61

S-4-[[2-Chloroethyl]amino]carbonyl]oxybenzyl piperazine-1-thiocarboxylate hydrochloride was prepared from S-4-hydroxybenzyl 4-tert-butoxycarbonylpiperazine-1-thiocarboxylate and 2-chloroethyl isocyanate according to the method described in Example 71 to give the product as a white solid (73.8%); melting point 206.3-206.4°C; NMR δ_H (400 MHz, DMSO- d_6) 3.120(4H, bt), 3.385 (3H, q, J 6.0 Hz), 3.367(6H, m),

4.146(2H, s), 7.040(2H, d, J 9.0 Hz), 7.337(2H, d, J 8.5 Hz), 8.045(1H, t, J 5.5 Hz) and 8.987(2H, bs).

Example 62

5 S-4-[(Butylamino)carbonyl]oxybenzyl piperazine-1-thiocarboxylate hydrochloride was prepared from S-4-hydroxybenzyl 4-tert-butoxycarbonylpiperazine-1-thiocarboxylate and butyl isocyanate according to the method described in Example 71 to give the product as a white solid (65.7%); melting point 176.7-177.7 °C; NMR δ_H (400 MHz, DMSO- d_6) 0.884(3H, t, J 7.0 Hz), 1.310(2H, m), 1.436(2H, m), 3.041(2H, q, J 6.0 Hz), 3.105(4H, bt),
10 3.638(4H, bs), 4.132(2H, s), 7.015(2H, d, J 8.5 Hz), 7.323(2H, d, J 9.0 Hz) 7.736(2H, t, J 6.0 Hz) and 8.733(2H, bs).

Example 63

S-4-[(2-Propylamino)carbonyl]oxybenzyl piperazine-1-thiocarboxylate hydrochloride was
15 prepared from S-4-hydroxybenzyl 4-tert-butoxycarbonylpiperazine-1-thiocarboxylate and propyl isocyanate according to the method described in Example 71 to give the product as a white solid (83.7%); HPLC (XTERRA, 50/80, 220 nm) 87% (1.15 min), NMR δ_H (400MHz, DMSO- d_6) 1.113(6H, d, J 6.5 Hz), 3.108(4H, bt), 3.638(5H, bm), 4.138(2H, s), 7.020(2H, d, J 8.5 Hz), 7.321(2H, d, J 8.5 Hz), 7.682(1H, bd) and 8.721(2H, bs).

20

Example 64

S-4-[(Benzylamino)carbonyl]oxybenzyl piperazine-1-thiocarboxylate hydrochloride was prepared from S-4-hydroxybenzyl 4-tert-butoxycarbonylpiperazine-1-thiocarboxylate and benzyl isocyanate according to the method described in Example 71 to give the product as
25 a white solid (62.1%); HPLC (XTERRA, 50/80, 220 nm) 89% (1.15 min); NMR δ_H (400MHz, DMSO- d_6) 3.113(4H, bs), 3.634(4H, bs), 4.144(2H, s), 4.256(2H, s), 7.110(2H, d, J 8.5 Hz), 7.328(7H, m), 8.328(1H, bs) and 8.890(2H, bs).

Example 65

S-4-[[[(2-Methylbenzyl)amino]carbonyl]oxybenzyl piperazine-1-thiocarboxylate hydrochloride was prepared from S-4-hydroxybenzyl 4-tert-butoxycarbonylpiperazine-1-thiocarboxylate and 2-methylbenzyl isocyanate according to the method described in
5 Example 71 to give the product as a white solid (62.1%); HPLC (XTERRA, 50/80, 220 nm) 89% (1.15 min); NMR δ_H (400MHz, DMSO- d_6) 3.113(4H, bs), 3.634(4H, bs), 4.144(2H, s), 4.256(2H, s), 7.110(2H, d, J 8.5 Hz), 7.328(7H, m), 8.328(1H, bs) and 8.890(2H, bs).

Example 66

10 4-Difluoromethoxybenzyl cis-2,6-dimethylpiperazine-1-carboxylate hydrochloride

4-Difluoromethoxybenzyl alcohol: to a stirred solution of 4-difluoromethoxybenzaldehyde (1.0 g) in methanol (20 ml) was added sodium borohydride (0.11 g). The mixture was stirred for 2 h then concentrated in vacuo and partitioned between dichloromethane (50 ml) and dilute aqueous sodium hydroxide solution (50 ml). The organic layer was washed
15 (water, brine), dried (sodium sulfate) and concentrated in vacuo to give the product as an oil (0.89 g), which was used without further purification.

4-Difluoromethoxybenzyl cis-2,6-dimethylpiperazine-1-carboxylate hydrochloride was prepared from cis 1-chlorocarbonyl-2,6-dimethyl-4-tert-butoxycarbonylpiperazine and 4-difluoromethoxybenzyl alcohol according to the methods described for Examples 52 and
20 54 to give the product as a white solid (0.202 g, 58% overall); (Found: C, 51.4; H, 6.2; N, 8.0%. $C_{15}H_{20}F_2N_2O_3 \cdot HCl$ requires C, 51.4; H, 6.0; N, 8.0%); δ_H (400 MHz, DMSO- d_6) 9.87 (2H, br), 7.44 (2H, d, J 8.8 Hz), 7.24 (1H, t, J 7.4 Hz), 7.19 (2H, d, J 8.8 Hz), 5.11 (2H, s), 4.32 (2H, m), 3.14 (2H, d, J 13.2 Hz), 3.06 (2H, dd, J 5.2 and 13.2 Hz), and 1.31 (6H, d, J 7.2 Hz).

Example 67

cis-2,6-Dimethyl-piperazine-1-carboxylic acid 6-(3-methyl-butoxy)-pyridin-3-ylmethyl ester fumarate

6-(3-Methylbutoxy)nicotinic acid was prepared from 6-chloronicotinic acid (0.50 g), 3-methyl-1-butanol (0.36 ml) and sodium hydride (60%, 0.32 g) according to the method described in Example 54 to give the product as a white solid (0.25 g, 38%): δ_H (400 MHz, DMSO- d_6) 12.97 (1H, m), 8.71 (1H, d, J 2.5 Hz), 8.12 (1H, dd, J 8.5, 2.5 Hz), 6.87 (1H, d, J 8.5 Hz), 4.36 (2H, t, J 7 Hz), 1.75 (1H, nonet, J 6.5 Hz), 1.62 (2H, q, J 6.5 Hz) and 0.93 (6H, d, J 6.5 Hz); HPLC (XTERRA, 20/50, 220 nm) 99% (3.90 min).

[6-(3-Methyl-butoxy)-pyridin-3-yl]-methanol was prepared from 6-(3-methylbutoxy)nicotinic acid (0.24 g) and lithium aluminium hydride (0.5M, THF, 3.5 ml) according to the method described in Example 54 to give the product as a yellow oil (0.19 g, 86%): δ_H (400 MHz, $CDCl_3$) 8.08 (1H, d, J 2.5 Hz), 7.59 (1H, dd, J 8.5, 2.5 Hz), 6.71 (1H, d, J 8.5 Hz), 4.60 (2H, s), 4.30 (2H, t, J 6.5 Hz), 1.81 (1H, nonet, J 6.7 Hz), 1.66 (3H, q, J 7 Hz) and 0.96 (6H, d, J 6.5 Hz); HPLC (XTERRA, 50/80, 235 nm) 86% (2.54 min).

cis-2,6-Dimethyl-piperazine-1-carboxylic acid 6-(3-methyl-butoxy)-pyridin-3-ylmethyl ester was prepared from [6-(3-Methyl-butoxy)-pyridin-3-yl]-methanol (0.19 g), sodium hydride (60%, 0.048 g) and 4-tert-butoxycarbonyl-1-chlorocarbonyl-cis-2,6-dimethylpiperazine (0.25 g) according to the method described in Example 54 to give the product as a pale oil (0.052 g, 13%): δ_H (400-MHz, $CDCl_3$) 8.15 (1H, d, J 2.5 Hz), 7.58 (1H, dd, J 8.5, 2.5 Hz), 6.71 (1H, d, J 8.5 Hz), 5.07 (2H, s), 4.32 (2H, t, J 7 Hz), 4.18 (2H, m), 3.95 (2H, m), 2.95 (2H, m), 1.81 (1H, nonet, J 7 Hz), 1.67 (2H, q, J 7 Hz), 1.47 (9H, s), 1.22 (6H, d, J 7 Hz) and 0.96 (6H, d, J 6.5 Hz); HPLC (XTERRA, 50/80, 235 nm) 91% (7.19 min).

cis-2,6-dimethyl-piperazine-1-carboxylic acid 6-(3-methyl-butoxy)-pyridin-3-ylmethyl ester fumarate was prepared from cis-2,6-dimethyl-piperazine-1-carboxylic acid 6-(3-methyl-butoxy)-pyridin-3-ylmethyl ester (0.05 g) and HCl (4M, dioxane, 0.2 ml) according to the method described in Example 48 to give the product as a white solid (0.012 g, 28%): δ_H (400 MHz, DMSO- d_6) 8.15 (1H, d, J 2.5 Hz), 7.69 (1H, dd, J 8.5, 2 Hz), 6.79 (1H, d, J 8.5 Hz), 6.60 (2H, s), 5.02 (2H, s), 4.27 (2H, t, J 7 Hz), 3.95 (2H, m), 2.75 (2H, d, J 12 Hz), 2.68 (2H, dd, J 12, 4 Hz), 1.74 (1H, nonet, J 6.7 Hz), 1.60 (2H, q, J 7 Hz),

1.18 (6H, d, J 7 Hz) and 0.92 (6H, d, J 6.5 Hz); HPLC (XTERRA, 50/80, 235 nm) 95% (4.46 min).

Example 68

5 cis-2,6-Dimethyl-piperazine-1-carboxylic acid 6-(3-methyl-butoxy)-pyridin-3-ylmethyl ester hemifumarate

6-(Cyclohexylmethoxy)nicotinic acid was prepared from 6-chloronicotinic acid (0.50 g), cyclohexylmethanol (0.41 ml) and sodium hydride (60%, 0.32 g) according to the method described in Example 54 to give the product as a white solid (0.42 g, 56%): δ_H (400 MHz, DMSO- d_6) 12.97 (1H, br), 8.70 (1H, d, J 2.5 Hz), 8.12 (1H, dd, J 8.5, 2.5 Hz), 6.88 (1H, d, J 8.5 Hz), 4.14 (2H, d, J 6 Hz), 1.81-1.60 (6H, m), 1.20 (3H, sept of triplets, J 12, 2.5 Hz) and 1.03 (2H, dq, J 11, 2.5 Hz); HPLC (XTERRA, 50/80, 220 nm) 100% (1.47 min).

[5-(2-Cyclohexylmethoxy)pyridyl]methanol was prepared from 6-cyclohexylmethoxynicotinic acid (0.39 g) and lithium aluminium hydride (0.5M, THF, 3.5 ml) according to the procedure described for Example 54 to give the product as a yellow oil (0.36 g, 96%): δ_H (400 MHz, $CDCl_3$) 8.07 (1H, d, J 2.5 Hz), 7.60 (1H, dd, J 8.5, 2.5 Hz), 6.72 (1H, d, J 8.5 Hz), 4.60 (2H, s), 4.08 (2H, d, J 6.5 Hz), 1.88-1.67 (6H, m), 1.24 (3H, septet of triplets, J 12, 3 Hz) and 1.04 (2H, dq, J 12, 3 Hz); HPLC (XTERRA, 50/80, 235 nm) 77% (4.49 min).

20 cis-2,6-Dimethyl-piperazine-1-carboxylic acid 6-(3-methyl-butoxy)-pyridin-3-ylmethyl ester was prepared from [5-(2-cyclohexylmethoxy)pyridyl]methanol (0.36 g), sodium hydride (60%, 0.77 g) and 4-tert-butoxycarbonyl-1-chlorocarbonyl-cis-2,6-dimethylpiperazine (0.40 g) according to the method described for Example 54 to give the product as a pale oil (0.035 g, 5%): δ_H (400 MHz, $CDCl_3$) 8.14 (1H, d, J 2.5 Hz), 7.58 (1H, dd, J 8.5, 2.5 Hz), 6.72 (1H, d, J 8.5 Hz), 5.07 (2H, s), 4.18 (2H, m), 4.09 (2H, d, J 6.5 Hz), 3.92 (2H, m), 2.95 (2H, m), 1.88-1.65 (6H, m), 1.47 (9H, s), 1.24 (3H, septet of triplets, J 12.5, 3 Hz), 1.22 (6H, d, J 7 Hz) and 1.05 (2H, dq, J 13, 3 Hz); HPLC (XTERRA, 50/80, 235 nm) 91% (8.06 min).

30 cis-2,6-Dimethyl-piperazine-1-carboxylic acid 6-(3-methyl-butoxy)-pyridin-3-ylmethyl ester hemifumarate was prepared from [5-(2-cyclohexylmethoxy)pyridyl]methyl 4-tert-

butoxycarbonyl-cis-2,6-dimethylpiperazine-1-carboxylate (0.03 g) and HCl (4M, dioxane, 0.2 ml) according to the method described in Example 48 to give the product as a white solid (0.011 g, 45%): δ_H (400 MHz, DMSO- d_6) 8.14 (1H, d, J 2.5 Hz), 7.69 (1H, dd, J 8.5, 2.5 Hz), 6.80 (1H, d, J 8.5 Hz), 6.58 (1H, s), 5.01 (2H, s), 4.06 (2H, d, J 6 Hz), 3.93 (2H, m), 2.73 (2H, d, J 12 Hz), 2.67 (2H, dd, J 12, 4.5 Hz), 1.80-1.60 (6H, m), 1.19 (3H, septet of triplets, J 12, 3 Hz), 1.17 (6H, d, J 7 Hz) and 1.02 (2H, m); HPLC (XTERRA, 50/80, 235 nm) 100% (5.83 min).

Example 69

10 4-Ethyl-2-fluorobenzyl cis-2,6-dimethylpiperazine-1-carboxylate

4-Ethyl-2-fluorobenzyl 4-tert-butoxycarbonyl-cis-2,6-dimethylpiperazine-1-carboxylate was prepared from 4-bromo-2-fluorobenzyl 4-tert-butylpiperazine-1-carboxylate and diethylzinc according to the method described for Example 59.

15 4-Ethyl-2-fluorobenzyl cis-2,6-dimethylpiperazine-1-carboxylate was prepared from 4-ethyl-2-fluorobenzyl 4-tert-butoxycarbonyl-cis-2,6-dimethylpiperazine-1-carboxylate according to the methods described for Example 54 to give the product as a yellow oil: δ_H (400 MHz, DMSO- d_6) 1.18 (3H, t, J 7.7 Hz), 1.28 (6H, d, J 7.2 Hz), 2.62 (2H, q, J 7.7 Hz), 3.05-3.2 (4H, m), 4.28 (2H, sextet, J 7.1 Hz), 5.15 (2H, s), 7.05-7.1 (2H, m), 7.39 (1H, t, J 7.9 Hz) and 9.0-10.0 (2H, br); HPLC (XTERRA, 50/80, 220 nm) 96% (3.65 min).

20

Example 70

2-Fluoro-4-pentylbenzyl cis-2,6-dimethylpiperazine-1-carboxylate

2-Fluoro-4-pentylbenzyl 4-tert-butoxycarbonyl-cis-2,6-dimethylpiperazine-1-carboxylate was prepared from 4-bromo-2-fluorobenzyl 4-tert-butylpiperazine-1-carboxylate and
25 dipentylzinc according to the method described for Example 59.

2-Fluoro-4-pentylbenzyl cis-2,6-dimethylpiperazine-1-carboxylate was prepared from 2-fluoro-4-pentylbenzyl 4-tert-butoxycarbonyl-cis-2,6-dimethylpiperazine-1-carboxylate according to the methods described for Example 54 to give the product as a yellow oil: δ_H

(400 MHz, DMSO- d_6) 0.85 (3H, t, J 7.0 Hz), 1.27 (10H, m), 1.55 (2H, sextet, J 7.0 Hz), 2.60 (2H, t, J 7.0 Hz), 3.03-3.2 (4H, m), 4.30 (2H, sextet, J 7.1 Hz), 5.15 (2H, s), 7.05-7.1 (2H, m), 7.39 (1H, t, J 7.9 Hz) and 8.8-9.8 (2H, br); HPLC (XTERRA, 50/80, 220 nm) 96% (6.46 min).

5

Example 71

S-4-[(tert-Butylamino)carbonyl]oxybenzyl piperazine-1-thiocarboxylate hydrochloride

S-4-[(tert-Butylamino)carbonyl]oxybenzyl 4-tert-butoxycarbonylpiperazine-1-thiocarboxylate: to a stirred solution of S-4-hydroxybenzyl 4-tert-

- 10 butoxycarbonylpiperazine-1-thiocarboxylate (1.35 g, 3.7 mmol) in dichloromethane (50mL) were added tert-butyl isocyanate (0.85ml, 7.4 mmol) and triethylamine (0.1ml). The mixture was stirred for 18 h then diluted with isohexane (30 mL) and concentrated in vacuo. The solid residue was washed with isohexane to give the crude product as a white solid (1.74 g, >100%) which was used without further purification.

- 15 To a stirred solution of the crude product from above (3.7 mmol) in methanol (10 mL) was added dropwise HCl-dioxane (4M, 9.2 mL, 10 eq.). The mixture was stirred at room temperature for 4 h then concentrated in vacuo. Diethyl ether (10 mL) was added to the residue which was left to stand for 18 h. The precipitate formed was filtered-off, washed with ether and dried to give the title compound as a white, crystalline solid (1.15 g, 80%):
- 20 HPLC (XTERRA, 50/80, 220 nm) 91.4% (1.81 min); NMR δ_H (400 MHz, DMSO- d_6) 1.269(9H, s), 3.119(4H, bt), 3.673(4H, bs), 4.141(2H, s), 6.998(2H, d, J 8.5 Hz), 7.322(2H, d, J 8.5 Hz) and 7.522(1H, s).

Example 72

- 25 2,5-Difluorobenzyl cis-2,6-dimethylpiperazine-1-carboxylate hydrochloride was prepared from cis 1-chlorocarbonyl-2,6-dimethyl-4-tert-butoxycarbonylpiperazine and 2,5-difluorobenzyl alcohol according to the methods described for Examples 52 and 54 to give the product as a white solid (0.247 g, 77% overall); (Found: C, 52.5; H, 6.1; N, 8.7%. $C_{14}H_{18}F_2N_2O_2 \cdot HCl$ requires C, 52.4; H, 6.0; N, 8.7%); δ_H (400 MHz, DMSO- d_6), 9.98 (2H,

br), 7.29 (3H, m), 5.15 (2H, s), 4.31 (2H, m), 3.15 (2H, d, J 12.8 Hz), 3.06 (2H, dd, J 5 and 13 Hz), and 1.31 (6H, d, J 7.2 Hz).

Example 73

- 5 2,3-Difluorobenzyl cis-2,6-dimethylpiperazine-1-carboxylate hydrochloride was prepared from cis 1-chlorocarbonyl-2,6-dimethyl-4-tert-butoxycarbonylpiperazine and 2,3-difluorobenzyl alcohol according to the methods described for Examples 52 and 54 to give the product as a white solid (0.1846 g, 57% overall); (Found: C, 52.4; H, 6.0; N, 8.6%. $C_{14}H_{18}F_2N_2O_2 \cdot HCl$ requires C, 52.4; H, 6.0; N, 8.7%); δ_H (400 MHz, DMSO- d_6) 10.07 (1H, br), 9.33 (1H, br), 7.44 (1H, m), 7.28 (2H, m), 5.21 (2H, s), 4.30 (2H, m), 3.14 (2H, d, J 13.2 Hz), 3.06 (2H, m), and 1.31 (6 H, d, J 7.2 Hz).
- 10

Example 74

2,6-Difluorobenzyl cis-2,6-dimethylpiperazine-1-carboxylate hydrochloride

- 15 2,6-Difluorobenzyl 4-tert-butoxycarbonyl-cis-2,6-dimethylpiperazine-1-carboxylate was prepared from cis 1-chlorocarbonyl-2,6-dimethyl-4-tert-butoxycarbonylpiperazine and 2,6-difluorobenzyl alcohol according to the method described for Example 54 to give the product as a colourless gum (0.251 g, 65%); R_f (Silica, isopropyl ether) 0.35; δ_H (400 MHz, $CDCl_3$) 7.29 (1H, m), 6.90 (2H, m), 5.23 (2H, s), 4.16 (2H, m), 3.92 (2H, br), 2.95 (2H, br), 1.47 (9H, s), 1.21 (6H, d, J 6.8 Hz).
- 20

- 2,6-Difluorobenzyl cis-2,6-dimethylpiperazine-1-carboxylate hydrochloride was prepared from 2,6-difluorobenzyl 4-tert-butoxycarbonyl-cis-2,6-dimethylpiperazine-1-carboxylate according to the method described for Example 52 to give the title compound as a white solid (0.1585 g, 76%); (Found: C, 52.5; H, 6.3; N, 8.7%. $C_{14}H_{18}F_2N_2O_2 \cdot HCl$ requires C, 52.4; H, 6.0; N, 8.7%); δ_H (400 MHz, DMSO- d_6) 10.02 (1H, br, s), 9.29 (1H, br, s), 7.51 (1H, m), 7.16 (2H, m), 5.18 (2H, s), 4.24 (2H, m), 3.12 (2H, d, J 12.8 Hz), 3.04 (2H, dd, J 5 and 12.8 Hz), and 1.28 (6H, d, J 7.2 Hz).
- 25

Example 75

2,4-Dimethylbenzyl cis-2,6-dimethylpiperazine-1-carboxylate hydrochloride was prepared from cis 1-chlorocarbonyl-2,6-dimethyl-4-tert-butoxycarbonylpiperazine and 2,4-dimethylbenzyl alcohol according to the methods described for Examples 52 and 54 to give
5 the product as a hygroscopic white solid (0.1384 g, 44% overall); (Found: C, 60.9; H, 8.1; N, 8.9%. $C_{16}H_{24}N_2O_2 \cdot HCl \cdot 0.25H_2O$ requires C, 60.6; H, 8.1; N, 8.8%); δ_H (400 MHz, DMSO- d_6) 9.53 (2H, br), 7.19 (1H, d, J 7.6 Hz), 7.03 (1H, s), 6.99 (1H, d, J 7.6 Hz), 5.07 (2H, s), 4.29 (2H, m), 3.13 (2H, d, J 13.2 Hz), 3.04 (2H, dd, J 5.2 and 13.2 Hz), 2.27 (3H, s), 2.26 (3H, s) and 1.29 (6H, d, J 7.2 Hz).

10

Example 76

S-4-[(Propylamino)carbonyl]oxybenzyl piperazine-1-thiocarboxylate hydroxide was prepared from S-4-hydroxybenzyl 4-tert-butoxycarbonylpiperazine-1-thiocarboxylate and propyl isocyanate according to the method described in Example 71 to give the product as
15 a white solid (25.3%); HPLC (XTERRA, 50/80) 98% (1.18 min); NMR δ_H (400MHz, DMSO- d_6) 0.877(3H, t, J 7.5 Hz), 1.470(2H, m), 3.006(2H, q, J 6.5 Hz), 3.112(4H, bt), 3.673(4H, bt), 4.141(2H, s), 7.017(2H, d, J 8.5 Hz), 7.323(2H, d, J 8.5 Hz), 7.715(1H, t) and 9.126 (2H, bs).

20

Example 77

S-4-[(Cyclohexylamino)carbonyl]oxybenzyl piperazine-1-thiocarboxylate hydrochloride was prepared from S-4-hydroxybenzyl 4-tert-butoxycarbonylpiperazine-1-thiocarboxylate and cyclohexyl isocyanate according to the method described in Example 71 to give the product as a white solid (41.4%); HPLC (XTERRA, 50/80) 89% (3.63 min); NMR δ_H (400
25 MHz, DMSO- d_6) 1.234(6H, m), 1.554(1H, bd), 1.700(2H, bd), 1.808(2H, bd), 3.113(4H, bt), 3.677(4H, bs), 4.142(2H, s), 7.012(2H, d, J 8.5 Hz), 7.316(2H, d, J 8.0 Hz), 7.661(1H, d) and 9.189(1H, bs).

Example 78

2-Fluoro-4-difluoromethoxybenzyl cis-2,6-dimethylpiperazine-1-carboxylate fumarate

2-Fluoro-4-hydroxybenzyl alcohol: to a stirred solution of 3-fluorophenol (10.4 g) and potassium hydroxide (85%, 6.1 g) in water (20 ml) at 60 °C was added dropwise over 1 h a solution of 37% aqueous formaldehyde solution (14.3 ml) in added water (20 ml). The mixture was cooled to 40 °C, stirred for 18 h then cooled to room temperature and acidified with dilute hydrochloric acid. The mixture was extracted with ethyl acetate (2 x 100 ml). The combined organic extracts were washed (water, brine), dried (sodium sulfate), concentrated in vacuo and purified by column chromatography (SiO₂; ethyl acetate – isohexane, 1:1) to give the product as a white, crystalline solid (1.0 g, 8%): δ_H (400 MHz, DMSO-*d*₆) 9.70 (1H, m, OH), 7.21 (1H, t, J 8.5 Hz), 6.58 (1H, dd, J 8, 2, Hz), 6.51 (1H, dd, J 12, 2 Hz), 4.98 (1H, m, OH) and 4.41 (2H, s); HPLC (XTERRA, 50/80, 235 nm) 93% (0.54 min).

4-Difluoromethoxy-2-fluorobenzyl alcohol: to a stirred solution of powdered potassium hydroxide (85%, 2.2 g) in 2-propanol (20 ml) was added dropwise a solution of 2-fluoro-4-hydroxybenzyl alcohol (1.0 g) in 2-propanol (5 ml). The mixture was cooled to –10 °C and chlorodifluoromethane was bubbled into the stirred mixture for 10 min. The reaction vessel was sealed and the mixture was stirred for 30 min at –10 °C then warmed slowly to room temperature and stirred for 18 h. The mixture was partitioned between ethyl acetate (2 x 30 ml) and water (30 ml). The combined organic extracts were washed (water, brine), dried (sodium sulfate), concentrated in vacuo and purified by column chromatography [SiO₂, isohexane-ethyl acetate (9:1 → 4:1)] to give the product as a clear oil (0.47 g, 35%): δ_H (400 MHz, CDCl₃) 7.43 (1H, t, J 8 Hz), 6.94 (1H, dd, J 8, 2.5 Hz), 6.87 (1H, dd, J 10.5, 2.5 Hz), 6.50 (1H, t, J 7.3 Hz) and 4.74 (2H, d, J 6 Hz).

4-Difluoromethoxy-2-fluorobenzyl cis-2,6-dimethylpiperazine-1-carboxylate fumarate was prepared from cis 1-chlorocarbonyl-2,6-dimethyl-4-tert-butoxycarbonylpiperazine and 4-difluoromethoxy-2-fluorobenzyl alcohol according to the methods described for Example 48 to give the product as an off-white solid (0.072 g, 41% overall); ν_{max} (nujol)/cm⁻¹ 3391, 2595, 1702, 1630, 1511, 1420, 1378, and 1342; δ_H (400 MHz, DMSO-*d*₆) 7.48 (1H, m), 7.30 (1H, t), 7.18-7.14 (2H, m), 6.58 (2H, s), 5.10 (2H, s), 3.97 (2H, t, J 6 Hz), 2.79 (2H, d, J 12.5 Hz), 2.72 (2H, dd, J 4.3 and 12.3 Hz), and 1.19 (6H, d, J 6.9 Hz).

Example 79

3-Benzyloxybenzyl cis-2,6-dimethylpiperazine-1-carboxylate hydrochloride was prepared from cis 1-chlorocarbonyl-2,6-dimethyl-4-tert-butoxycarbonylpiperazine and 3-benzyloxybenzyl alcohol according to the methods described for Examples 52 and 54 to give the product as a white solid (0.254 g, 65% overall); ν_{\max} (nujol)/cm-1 3320, 2684, 2587, 1716, 1694, 1599, 1415, and 1312; δ_{H} (400 MHz, DMSO- d_6) 10.02 (1H, br), 9.27 (1H, br), 7.45-7.28 (6H, m), 7.01-6.94 (3H, m), 5.11 (2H, s), 5.09 (2H, s), 4.33 (2H, m), 3.15 (2H, d, J 13.2 Hz), 3.07 (2H, m), and 1.31 (6H, d, J 7.6 Hz).

10

Example 80

2,6-Difluoro-4-difluoromethoxybenzyl cis-2,6-dimethylpiperazine-1-carboxylate hydrochloride

2,6-Difluoro-4-difluoromethoxybenzyl alcohol: to a stirred solution of powdered potassium hydroxide (85%, 7.2 g) in 2-propanol (60 ml) was added dropwise a solution of 2,6-difluoro-4-hydroxybenzyl alcohol (3.5 g) in 2-propanol (20 ml). The mixture was cooled to -10°C and chlorodifluoromethane was bubbled into the stirred mixture for 10 min. The reaction vessel was sealed and the mixture was stirred for 30 min at -10°C then warmed slowly to room temperature and stirred for 18 h. The mixture was partitioned between ethyl acetate (2 x 100 ml) and water (100 ml). The combined organic extracts were washed (water, brine), dried (sodium sulfate), concentrated in vacuo and purified by column chromatography [SiO_2 , isohexane-ethyl acetate (9:1 \rightarrow 4:1)] to give the product as a clear oil (1.83 g, 40%): δ_{H} (400 MHz, CDCl_3) 6.74 (1H, t, J 4 Hz), 6.70 (1H, t, J 4 Hz), 6.51 (1H, t, J 73 Hz) and 4.75 (2H, d, J 6.5 Hz).

2,6-Difluoro-4-difluoromethoxybenzyl cis-2,6-dimethyl-4-tert-butoxycarbonylpiperazine-1-carboxylate hydrochloride: to a stirred suspension of sodium hydride (60%, 86 mg, 1.5 eq.) in DMF (2 mL) at 0°C was added dropwise a solution of cis-2,6-dimethyl-1-(chlorocarbonyl)-4-(tert-butoxycarbonyl)piperazine (0.40 g, 1 eq.) and 4-difluoromethoxy-2,6-difluorobenzyl alcohol (0.30 g, 1 eq.) in DMF (5 mL). The mixture was warmed to room temperature, stirred for 2 hours then partitioned between water (20

mL) and ethyl acetate (2 x 20 mL). The combined organic layers were washed (water, brine), dried (sodium sulfate) and concentrated to give a yellow oil (0.72 g), which was used without further purification.

2,6-Difluoro-4-difluoromethoxybenzyl cis-2,6-dimethylpiperazine-1-carboxylate
5 hydrochloride was prepared from cis 1-chlorocarbonyl-2,6-dimethyl-4-tert-butoxycarbonylpiperazine and 2,6-difluoro-4-difluoromethoxybenzyl alcohol according to the method described for Example 54 to give the product as a, white solid (0.1406 g, 65% overall); ν_{\max} (nujol)/cm⁻¹ 3342, 1684, 1640, 1599, 1378, 1308, 1166, and 1089; δ_{H} (400 MHz, DMSO-*d*₆) 9.69 (2H, br), 7.38 (1H, t, J 73 Hz), 7.15-7.10 (2H, m), 5.14 (2H, s), 4.24
10 (2H, m), 3.13 (2H, d, J 13 Hz), 3.05 (2H, dd, J 5.2 and 13 Hz), and 1.27 (6H, d, J 7.2 Hz).

Example 81

(+/-)-S-4-[(2-Butylamino)carbonyl]oxybenzyl piperazine-1-thiocarboxylate
hydrochloride, was prepared from S-4-hydroxybenzyl 4-tert-butoxycarbonylpiperazine-1-
15 thiocarboxylate and (+/-) sec-butyl isocyanate according to the method described in Example 71 to give the product as a white solid (41.2%); melting point 185.7-205.6°C; NMR δ_{H} (400 MHz, DMSO-*d*₆) 0.871(3H, t, J 7.5 Hz), 1.090(3H, d, J 7.0 Hz), 1.440(2H, m), 3.115(4H, t), 3.455(1H, m), 3.672(4H, bt) 4.142(2H, s), 7.012(2H, d, J 8.5 Hz), 7.325(2H, d, J 8.5 Hz), 7.584(1H, d) and 9.085(1H, bs).

20

Example 82

S-4-[(Cyclopentylamino)carbonyl]oxybenzyl piperazine-1-thiocarboxylate hydrochloride
was prepared from S-4-hydroxybenzyl 4-tert-butoxycarbonylpiperazine-1-thiocarboxylate
and cyclopentyl isocyanate according to the method described in Example 71 to give the
25 product as a white solid (88.2%); melting point 196.5-197.6°C; NMR δ_{H} (400 MHz, DMSO-*d*₆) 1.499(4H, m), 1.652(2H, m), 1.828(2H, m), 3.116(4H, bt), 3.312(5H, bs), 3.678(4H, bt), 3.818(1H, m), 4.142(2H, s), 7.017(2H, d, J 8.0 Hz), 7.321(2H, d, J 8.5 Hz), 7.736(1H, d) and 9.157(2H, bs).

Example 83

S-4-[(1-Adamantylamino)carbonyl]oxybenzyl piperazine-1-thiocarboxylate hydrochloride was prepared from S-4-hydroxybenzyl 4-tert-butoxycarbonylpiperazine-1-thiocarboxylate and adamantanyl isocyanate according to the method described in Example 71 to give the product as a white solid (38.2%); melting point 200.7-200.8°C; NMR δ_H (400MHz, DMSO- d_6) 1.612(6H, m), 1.905(6H, m), 2.027(3H, bs), 3.119(4H, bt), 3.669(4H, bs), 4.138(2H, s), 6.987(2H, d, J 8.5 Hz), 7.321(2H, d, J 8.5 Hz), 7.449(1H, bs) and 9.070(2H, s).

10

Example 84

S-4-[(2-Propenylamino)carbonyl]oxybenzyl piperazine-1-thiocarboxylate hydrochloride was prepared from S-4-hydroxybenzyl 4-tert-butoxycarbonylpiperazine-1-thiocarboxylate and allyl isocyanate according to the method described in Example 71 to give the product as a white solid (18.6%); melting point 193.8-193.9°C; NMR δ_H (400 MHz, DMSO- d_6) 3.101(4H, bt), 3.689(4H, bs), 3.757(2H, bs), 4.147(2H, s), 5.102(1H, dd, J 1.5, 10.5 Hz), 5.201(1H, d, J 1.5, 17.5 Hz), 7.026(2H, d, J 8.5 Hz), 7.332(2H, d, J 8.5 Hz), 7.925(1H, t) and 9.431(2H, bs).

15

Example 85

S-4-[(Phenylamino)carbonyl]oxybenzyl piperazine-1-thiocarboxylate hydrochloride was prepared from S-4-hydroxybenzyl 4-tert-butoxycarbonylpiperazine-1-thiocarboxylate and cyclohexyl isocyanate according to the method described in Example 71 to give the product as a white solid (8.0%); melting point 177.9-201.9°C; NMR δ_H (400 MHz, DMSO- d_6) 3.127(4H, bt), 3.687(4H, bs), 4.180(2H, s), 7.055(1H, t, J 7.5 Hz), 7.144(2H, d, J 8.5 Hz), 7.323(2H, t, J 8.5 Hz), 7.391(2H, d, J 8.5 Hz), 7.495(2H, d, J 7.5 Hz), 9.078(2H, s) and 10.191(1H, s).

25

Example 86

S-4-[[4-(2-Propyl)phenylamino]carbonyl]oxybenzyl piperazine-1-thiocarboxylate hydrochloride was prepared from S-4-hydroxybenzyl 4-tert-butoxycarbonylpiperazine-1-thiocarboxylate and 4-(2-propyl)phenyl isocyanate according to the method described in
5 Example 71 to give the product as a white solid (4.8%); melting point 234.2-234.3°C; NMR δ_H (400 MHz, DMSO- d_6) 1.179(6H, d, J 7.0 Hz), 3.121(4H, bt), 3.647(4H, bs), 4.168(2H, s), 7.141(2H, d, J 8.5 Hz), 7.183(2H, d, J 8.5 Hz), 7.387(4H, m), (9.019(2H, bs) and 10.089(1H, s).

10

Example 87

(+/-)-S-4-[[1-Phenylethyl]amino]carbonyl]oxybenzyl piperazine-1-thiocarboxylate hydrochloride was prepared from S-4-hydroxybenzyl 4-tert-butoxycarbonylpiperazine-1-thiocarboxylate and 1-phenylethyl isocyanate according to the method described in
Example 71 to give the product as a white solid (54.2%); melting point 231.9-232.0°C;
15 NMR δ_H (400 MHz, DMSO- d_6) 1.411(3H, d, J 7.0 Hz), 3.101(4H, bt), 3.668(4H, bs), 4.132(2H, s), 4.701(1H, m), 7.00(2H, d, J 8.0 Hz), 7.327(6H, m), 8.297(1H, bd) and 9.175(2H, bs).

Example 88

20 S-4-[[4-Ethoxycarbonyl]phenylamino]carbonyl]oxybenzylpiperazine-1-thiocarboxylate hydrochloride was prepared from S-4-hydroxybenzyl 4-tert-butoxycarbonylpiperazine-1-thiocarboxylate and 4-(ethoxycarbonyl)phenyl isocyanate according to the method described in Example 71 to give the product as a white solid (77.3%); melting point 201.0-201.5°C; NMR δ_H (400 MHz, DMSO- d_6) 1.308(3H, t, J 7.0 Hz), 3.122(4H, bt), 3.680(4H,
25 bt), 4.175(2H, s), 4.277(2H, q, J 7.0 Hz), 7.183(2H, d, J 8.5 Hz), 7.396(2H, d, J 8.5 Hz), 7.626(2H, d, J 9.0 Hz), 7.923(2H, d, J 9.0 Hz), 9.085(2H, bs) and 10.619(1H, bs).

Example 89

S-4-[[[(3-Chloro-4-fluorophenyl)amino]carbonyl]oxybenzyl piperazine-1-thiocarboxylate hydrochloride was prepared from S-4-hydroxybenzyl 4-tert-butoxycarbonylpiperazine-1-thiocarboxylate and 3-chloro-4-fluorophenyl isocyanate according to the method described in Example 71 to give the product as a white solid (39.5%); melting point 204.1-204.2°C; NMR δ_H (400 MHz, DMSO- d_6) 3.113(4H, bt), 3.686(4H, bs), 4.168(2H, s), 7.401(2H, d, J 8.5 Hz), 7.593(4H, m), 7.718(1H, dd, J 2.5, 7.0 Hz), 9.229(2H, bs) and 10.458(1H, bs).

10

Example 90

S-4-[[[(4-Difluoromethoxyphenyl)amino]carbonyl]oxybenzylpiperazine-1-thiocarboxylate hydrochloride was prepared from S-4-hydroxybenzyl 4-tert-butoxycarbonylpiperazine-1-thiocarboxylate and 4-difluoromethoxyphenyl isocyanate according to the method described in Example 71 to give the product as a white solid (30.7%); melting point 203.7-203.8°C; NMR δ_H (400 MHz, DMSO- d_6) 3.116(4H, bt), 3.683(4H, bs), 4.171(2H, s), 7.155(4H, d, J 8.5 Hz), 7.387(2H, d, J 8.5 Hz), 7.520(2H, d, J 9.0 Hz), 9.206(2H, s) and 10.285(1H, bs).

15

Example 91

4-Methylbenzyl cis-2,6-dimethylpiperazine-1-carboxylate hydrochloride was prepared from cis 1-chlorocarbonyl-2,6-dimethyl-4-tert-butoxycarbonylpiperazine and 4-methylbenzyl alcohol according to the methods described for Examples 52 and 54 to give the product as a white solid (0.2614 g, 87% overall); ν_{max} (diffuse reflectance)/cm-1 2749, 2656, 2541, 1697, 1594, 1518, 1330, and 1112; δ_H (400 MHz, DMSO- d_6) 10.05 (1H, br), 9.32 (1H, br), 7.26 (2H, d, J 8.0 Hz), 7.18 (2H, d, J 8.0 Hz), 5.07 (2H, s), 4.30 (2H, m), 3.14 (2H, d, J 12.8 Hz), 3.05 (2H, m), 2.30 (3H, s), and 1.30 (6H, d, J 7.2 Hz).

20
25

Example 92

(+/-)-4-Difluoromethoxybenzyl 2-ethylpiperazine-1-carboxylate fumarate

(RS) 4-Tert-butoxycarbonyl-2-ethylpiperazine: to a stirred solution of 2-ethylpiperazine dihydrochloride (J.Org.Chem., 1987, 52(6), 1045, 5.0 g) and triethylamine (9.3 ml) in
5 DCM (50 ml) at 0 °C was added di-tert-butyl-dicarbonate (6.5 g). The mixture was warmed to room temperature, stirred for 2 h, washed successively with water, dilute sodium hydroxide solution, water and brine then dried (sodium sulfate) and concentrated in vacuo to give the product as a clear oil (5.1 g); δ_H (400 MHz, $CDCl_3$) 3.78 (1H, m), 3.71 (1H, d, J 12.5 Hz), 2.81 (1H, dt, J 11.5, 2.5 Hz), 2.69 (1H, t, J 10.5 Hz), 2.48 (1H, td, J 11.5,
10 3 Hz), 2.29 (1H, m), 2.17 (1H, m), 1.39 (9H, s), 1.31 (1H, dd, J 7.5, 6 Hz), 1.25 (1H, dd, J 7.5, 6 Hz) and 0.87 (3H, t, J 7 Hz); GC (150 °C -10 min-320 °C) 93%, 5.13 min.

(RS) 1-Chlorocarbonyl-2-ethyl-4-tert-butoxycarbonylpiperazine: a solution of (RS) 4-tert-butoxycarbonyl-2-ethylpiperazine (3.95 g) and pyridine (1.64 ml) in DCM (35 ml) was added dropwise to a stirred solution of triphosgene (2.1 g) in DCM (100 ml) at 0 °C under
15 Ar. The mixture was warmed to room temperature, stirred for 30 min then washed with water (100 ml) and brine (100 ml). The organic solution was dried (sodium sulfate) and concentrated in vacuo. The residue was dissolved in isohexane, filtered and concentrated in vacuo to give the product as a clear oil (3.73 g) which was used without further purification; δ_H (400 MHz, $CDCl_3$) 4.39-3.80 (4H, m), 3.39-2.69 (3H, m), 1.66 (2H, m),
20 1.47 (9H, s), 0.96 (2.7H, d, J 7 Hz) and 0.89 (0.3H, d, J 7 Hz); GC (150 °C -10 min-320 °C) 83%, 8.72 min.

(+/-) 4-Difluoromethoxybenzyl-2-ethyl-4-tert-butoxycarbonylpiperazine-1-carboxylate: to stirred 4-difluoromethoxybenzaldehyde (1.0 g) in methanol (20 ml) was added sodium borohydride (0.11 g). The mixture was stirred for 2 h then concentrated in vacuo. The
25 residue was partitioned between DCM (30 ml) and aqueous sodium hydroxide solution (2M, 30 ml). The organic layer was filtered through a PTFE membrane and concentrated in vacuo to give a clear oil (0.89 g). The residue was combined with (RS) 1-chlorocarbonyl-2-ethyl-4-tert-butoxycarbonylpiperazine (1.1 g) and sodium hydride (0.31 g) according to the method described for Example 54 to give the product as a yellow oil
30 (1.46 g), which was used without further purification.

(+/-)-4-Difluoromethoxybenzyl 2-ethylpiperazine-1-carboxylate fumarate: (+/-) 4-difluoromethoxybenzyl-2-ethyl-4-tert-butoxycarbonylpiperazine-1-carboxylate (0.045 g)

and HCl-dioxane (4M, 0.2 ml) were combined according to the method described for Example 48 to give the product as a white solid (0.023 g); δ_H (400 MHz, DMSO- d_6) 7.41 (1H, d, J 8 Hz), 7.21 (1H, t, J 74 Hz), 7.17 (1H, d, J 8.5 Hz), 6.56 (2H, s), 5.08 (1H, d, J 13 Hz), 5.04 (1H, d, J 13 Hz), 3.91 (1H, m), 3.78 (1H, m), 2.90 (3H, m), 2.73 (1H, m), 2.57 (1H, m), 1.70 (1H, m), 1.62 (1H, m) and 0.77 (3H, t, J 7 Hz).

Example 93

S-4-[[[(4-Methoxyphenyl)amino]carbonyl]oxybenzyl piperazine-1-thiocarboxylate hydrochloride was prepared from S-4-hydroxybenzyl 4-tert-butoxycarbonylpiperazine-1-thiocarboxylate and 4-methoxyphenyl isocyanate according to the method described in Example 71 to give the product as a white solid (22.4%); NMR δ_H (400 MHz, DMSO- d_6) 2.272(3H, s), 3.354(4H, bm), 3.445(4H, bs), 4.162(2H, s), 6.860(1H, d, J 7.5 Hz), 7.139(2H, d, J 9.0 Hz), 7.192(1H, t, J 7.5 Hz), 7.293(2H, d, J 8.5 Hz), 7.370(2H, d, J 8.5 Hz) and 10.104(1H, bs).

Example 94

S-4-[[[(3-Methylbenzyl)amino]carbonyl]oxybenzyl piperazine-1-thiocarboxylate hydrochloride was prepared from S-4-hydroxybenzyl 4-tert-butoxycarbonylpiperazine-1-thiocarboxylate and 3-methylbenzyl isocyanate according to the method described in Example 71 to give the product as a white solid (58.4%); NMR δ_H (400 MHz, DMSO- d_6) 2.302(3H, s), 3.344(4H, bm), 3.436(4H, bs), 4.125(2H, s), 4.231(2H, d, J 6.5 Hz), 7.071(5H, m), 7.228(1H, t, J 7.5 Hz), 7.318(2H, d, J 8.5 Hz) and 8.232(1H, t, J 6.5 Hz).

Example 95

S-4-[[[(4-Methoxybenzyl)amino]carbonyl]oxybenzyl piperazine-1-thiocarboxylate hydrochloride was prepared from S-4-hydroxybenzyl 4-tert-butoxycarbonylpiperazine-1-thiocarboxylate and 4-difluoromethoxyphenyl isocyanate according to the method described in Example 71 to give the product as a white solid (66.0%); δ_H (400 MHz, DMSO- d_6) 3.338(4H, bm), 3.437(4H, bs), 3.737(3H, s), 4.116(2H, s), 4.184(2H, d, J 6.0

Hz), 6.902(2H, d, J 8.5 Hz), 7.024(2H, d, J 8.5 Hz), 7.227(2H, d, J 9.0 Hz), 7.318(2H, d, J 8.5 Hz) and 8.193(1H, t, J 6.0 Hz).

Example 96

5 2,6-Difluoro-4-(2-propyl)oxybenzyl cis-2,6-dimethylpiperazine-1-carboxylate fumarate

2,6-Difluoro-4-(2-propoxy)benzyl alcohol: a mixture of 2,6-difluoro-4-hydroxybenzyl alcohol (0.20 g), cesium carbonate (0.22 g) and 2-iodopropane (0.14 ml) in DMF (10 ml) was heated to 40 °C and stirred for 18 h. The mixture was cooled to room temperature then poured into water (30 ml) and extracted with ethyl acetate (2 x 20 ml). The
10 combined organic extracts were washed (water, brine), dried (sodium sulfate) and concentrated in vacuo to give the product as a yellow oil (0.25 g) which was used without further purification: δ_H (400 MHz, $CDCl_3$) 6.44 (1H, t, J 4 Hz), 6.40 (1H, t, J 4 Hz), 4.69 (2H, d, J 5.5 Hz), 4.48 (1H, hept., J 6 Hz) and 1.33 (6H, d, J 6 Hz).

2,6-Difluoro-4-(2-propoxy)benzyl cis-2,6-dimethylpiperazine-1-carboxylate fumarate was
15 prepared from cis 1-chlorocarbonyl-2,6-dimethyl-4-tert-butoxycarbonylpiperazine and 2,6-difluoro-4-(2-propoxy)benzyl alcohol according to the methods described for Examples 48 and 54 to give the product as a white solid: δ_H (400 MHz, $DMSO-d_6$) 1.16 (6H, d, J 6.9 Hz), 1.26 (6H, d, J 6.0 Hz), 2.65-2.8 (4H, m), 3.90 (2H, m), 4.68 (1H, heptet, J 6.0 Hz), 5.02 (2H, s), 6.6 (2H, s, fumarate) and 6.75 (2H, m), NH not observed; HPLC
20 (XTERRA, 50/80, 220nm) 94% (4.00 min).

Example 97

S-4-(2-Oxo-2-phenylethoxy)benzyl piperazine-1-thiocarboxylate

4-(2-Oxo-2-phenylethoxy)benzyl 4-tert-butoxycarbonylpiperazine-1-thiocarboxylate: a
25 mixture of 4-hydroxybenzyl 4-tert-butoxycarbonylpiperazine-1-thiocarboxylate (100 mg, 0.28 mmol), cesium carbonate (140 mg, 1.5 eq) and α -bromoacetophenone (84 mg, 1.5 eq) in DMF was shaken at ambient temperature for 16 h. The reaction mixture was poured into water (30 mL) and extracted with ethyl acetate (3 x 20 mL). The organic extracts were washed with water (30 mL), dried ($MgSO_4$) and condensed to give the

desired product (129 mg, 96%) as a yellow oil: NMR δ_H (400 MHz; d_6 -DMSO) 1.40 (9H, s), 3.30-3.36 (4H, m), 3.43 (4H, br s), 4.07 (2H, s), 5.54 (2H, s), 6.86-6.91 (2H, m), 7.20-7.26 (2H, m), 7.54-7.60 (2H, m) and 7.66-7.72 (1H, m); HPLC (XTERRA, 50/80, 220nm) 96.1% (6.56 min).

- 5 4-(2-Oxo-2-phenylethoxy)benzyl piperazine-1-thiocarboxylate: to a solution of 4-(2-oxo-2-phenylethoxy)benzyl 4-tert-butoxycarbonylpiperazine-1-thiocarboxylate (72.1 mg) in ethyl acetate (2 mL) was added a solution of HCl in dioxane (4 M; 380 μ L, 10 eq) and the resultant mixture was shaken at ambient temperature for 16 h. The solvent was removed in vacuo and the resultant crude material was suspended in dichloromethane (4 mL) and
10 shaken with $MP-CO_3$ (1 g, 17 eq) at ambient temperature for 1 h. Purification by ion-exchange chromatography [SCX-2 (500 mg); DCM, MeOH, NH_3 -MeOH] afforded the desired product (44.7 mg, 79%) as a colourless oil: NMR δ_H (400MHz; $CDCl_3$) 2.82-2.86 (4H, m), 3.41-3.63 (4H, br s), 4.12 (2H, s), 5.23 (2H, s), 6.84-6.90 (2H, m), 7.24-7.29 (2H, m), 7.46-7.52 (2H, m) and 7.58-7.64 (1H, m); HPLC (XTERRA, 50/80, 235nm) 97.7%
15 (2.05 min).

Example 98

(R)-4-Difluoromethoxybenzyl 2-ethylpiperazine-1-carboxylate fumarate

- (R) 4-Difluoromethoxybenzyl-2-ethyl-4-tert-butoxycarbonylpiperazine-1-carboxylate: a
20 sample of crude (+/-) 4-difluoromethoxybenzyl-2-ethyl-4-tert-butoxycarbonylpiperazine-1-carboxylate (Example 92, 0.1 g) in solution in isohexane – 2-propanol (9:1, 0.7 ml) was separated by HPLC [Chiralcel AD; isohexane – 2-propanol (9:1)] to give the product as a clear oil (0.053 g); δ_H (400 MHz, $CDCl_3$) 7.35 (2H, d, J 8.5 Hz), 7.11 (1H, d, J 8.5 Hz), 6.51 (1H, t, J 7.4 Hz), 5.13 (1H, d, J 12.5 Hz), 5.09 (1H, d, J 12.5 Hz), 4.19-3.82 (4H, m), 3.09-
25 2.70 (3H, m), 1.57 (2H, m), 1.46 (9H, m) and 0.88 (3H, m); HPLC [Chiralcel AD 300 x 4.6 mm; hexane – 2-propanol (9:1), 1.0 ml/min, 220 nm] 98% (10.51 min).

- (R) 4-Difluoromethoxybenzyl-2-ethylpiperazine-1-carboxylate fumarate: (R) 4-difluoromethoxybenzyl-2-ethyl-4-tert-butoxycarbonylpiperazine-1-carboxylate (0.045 g) was prepared from (R) 4-difluoromethoxybenzyl-2-ethyl-4-tert-
30 butoxycarbonylpiperazine-1-carboxylate according to the method described in Example 48 to give the product as a white solid (0.023 g); m.p. 164 °C (decomp.); δ_H (400 MHz,

DMSO- d_6) 7.41 (1H, d, J 8 Hz), 7.21 (1H, t, J 7.4 Hz), 7.17 (1H, d, J 8.5 Hz), 6.56 (2H, s), 5.08 (1H, d, J 13 Hz), 5.04 (1H, d, J 13 Hz), 3.91 (1H, m), 3.78 (1H, m), 2.90 (3H, m), 2.73 (1H, m), 2.57 (1H, m), 1.70 (1H, m), 1.62 (1H, m) and 0.77 (3H, t, J 7 Hz).

5

Example 99

S-4-Benzenesulfonyloxybenzyl piperazine-1-thiocarboxylate hydrochloride

4-Benzenesulfonyloxybenzyl 4-tert-butoxycarbonylpiperazine-1-thiocarboxylate: to a stirred solution of 4-hydroxybenzyl 4-tert-butoxycarbonylpiperazine-1-thiocarboxylate (0.10 g) in dichloromethane (3 mL) at ice-bath temperature was added triethylamine (57
10 uL, 0.41 mmol) and benzenesulfonyl chloride (38 uL). The reaction mixture was warmed to room temperature and stirred for 4 hours. The mixture was diluted with water (25 mL) and extracted with dichloromethane (2 x 30 mL). The combined organics were dried (MgSO₄), filtered and concentrated under vacuum to reveal a brown gum. Trituration with isohexane afforded the product as a white solid (44 mg, 32%) which was used without
15 further purification.

4-Benzenesulfonyloxybenzyl piperazine-1-thiocarboxylate hydrochloride: to a stirred solution of 4-benzenesulfonyloxybenzyl 4-tert-butoxycarbonylpiperazine-1-thiocarboxylate (44 mg) in ethyl acetate (2 mL) was added hydrogen chloride solution (4M, dioxane, 0.23 mL). The mixture was stirred for 18 h then concentrated under
20 vacuum to give the product as a white crystalline solid (31 mg, 78%): HPLC (XTERRA, 50/80, 220 nm) 98.4% (2.54 min); NMR δ_H (400 MHz, DMSO- d_6) 3.100(4H, bt), 3.672(4H, bt), 4.123(2H, s), 6.976(2H, d, J 8.5 Hz), 7.341(2H, d, J 9.0 Hz), 7.680(2H, t, J 8.0 Hz), 7.826(1H, t, J 7.5 Hz), 7.870(2H, d, J 7.0 Hz) and 9.258(2H, bs).

25

Example 100

(+/-)-2,6-Difluoro-4-propoxybenzyl 2-ethylpiperazine-1-carboxylate fumarate was prepared from (+/-) 1-chlorocarbonyl-2-ethyl-4-tert-butoxycarbonylpiperazine, 1-iodopropane and 2,6-difluoro-4-hydroxybenzyl alcohol according to the methods described for Examples 54 and 96 to give the product as a white solid (0.13 g, 42%); m.p.
30 145-165 °C (decomp.); δ_H (400 MHz, DMSO- d_6) 6.77 (1H, t, J 3.5 Hz), 6.73 (1H, t, J, 3.5

Hz), 5.07 (1H, d, J 12 Hz), 5.01 (1H, d, J 12 Hz), 3.97 (2H, t, J 6.5 Hz), 3.85 (1H, m), 3.72 (1H, m), 2.95-2.85 (3H, m), 2.74 (1H, dd, J 13, 4.5 Hz), 2.57 (1H, td, J 12.5, 3 Hz), 1.71 (2H, sept., J 7 Hz), 1.70 (1H, m), 1.57 (1H, sept. J 6.5 Hz), 0.96 (3H, t, J 7 Hz) and 0.73 (3H, t, J 6.5 Hz).

5

Example 101

(+/-)-2,6-Difluoro-4-difluoromethoxybenzyl 2-ethylpiperazine-1-carboxylate fumarate was prepared from (+/-) 1-chlorocarbonyl-2-ethyl-4-tert-butoxycarbonylpiperazine and 2,6-difluoro-4-difluoromethoxybenzyl alcohol according to the methods described for
10 Examples 54 to give the product as a white solid (0.084 g, 38%); m.p. 145 °C (decomp.); Found: C, 49.04; H, 4.78; N, 5.87%. $C_{19}H_{22}F_4N_2O_7$ requires: C, 48.93; H, 4.75; N, 6.00%.

Example 102

15 2-Fluoro-5-methoxybenzyl cis-2,6-dimethylpiperazine-1-carboxylate hydrochloride

2-Fluoro-5-methoxybenzyl alcohol: to stirred 2-fluoro-5-methoxybenzaldehyde (0.5 g) in methanol (10 ml) was added sodium borohydride (0.061 g). The mixture was stirred for 2 h then concentrated in vacuo. The residue was partitioned between DCM (2 x 15 ml) and aqueous sodium hydroxide solution (2M, 10 ml). The combined organic layers were
20 washed (water, brine), dried (sodium sulfate) and concentrated in vacuo to give a clear oil (0.5 g), which was used without further purification.

2-Fluoro-5-methoxybenzyl cis-2,6-dimethylpiperazine-1-carboxylate hydrochloride was prepared from cis 1-chlorocarbonyl-2,6-dimethyl-4-tert-butoxycarbonylpiperazine and 2-fluoro-5-methoxybenzyl alcohol according to the methods described for Examples 54 to
25 give the product as white crystals (0.2714 g, 82% overall); (Found: C, 53.95; H, 6.7; N, 8.3%. $C_{15}H_{21}FN_2O_3 \cdot HCl$ requires C, 54.1; H, 6.7; N, 8.4%); δ_H (400 MHz, DMSO- d_6) 9.84 (2H, br), 7.16 (1H, t, J 9.2 Hz), 6.99 (1H, m), 6.94 (1H, m), 5.13 (2H, s), 4.31 (2H, m, J 6 Hz), 3.73 (3H, s), 3.14 (2H, d, J 13 Hz), 3.06 (2H, dd, J 5.2 and 13 Hz), and 1.31 (6H, d, J 7.2 Hz).

Example 103

3-Difluoromethoxybenzyl cis-2,6-dimethylpiperazine-1-carboxylate fumarate was prepared from cis 1-chlorocarbonyl-2,6-dimethyl-4-tert-butoxycarbonylpiperazine and 3-difluoromethoxybenzyl alcohol according to the methods described for Examples 48 and 54 to give the product as a white solid (0.2816 g, 65% overall); (Found: C, 53.0; H, 5.8; N, 6.4%. $C_{15}H_{20}F_2N_2O_3 \cdot C_4H_4O_4$ requires C, 53.0; H, 5.6; N, 6.5%); δ_H (400 MHz, DMSO- d_6) 7.43 (1H, t, J 8.0 Hz), 7.24 (1H, s), 7.21 (1H, t, J 74 Hz), 7.13 (2H, m, J 8.0 Hz), 6.59 (2H, s), 5.11 (2H, s), 4.02 (2H, m, J 6 Hz), 2.82-2.72 (4 H, m), and 1.22 (6H, d, J 6.8 Hz).

10

Example 104

S-4-Propanesulfonyloxybenzyl piperazine-1-thiocarboxylate hydrochloride was prepared from S-4-hydroxybenzyl 4-tert-butoxycarbonylpiperazine-1-thiocarboxylate and 1-propylsulfonyl chloride according to the method described in Examples 71 and 99 to give the product as a colourless gum (51.6%); HPLC (XTERRA, 50/80, 220 nm) 96.3% (1.11 min); δ_H (400 MHz, DMSO- d_6) 1.033(3H, t, J 7.5 Hz), 1.846(2H, m), 3.117(4H, bs), 3.480(2H, t, J 7.5 Hz), 3.685(4H, bs), 4.179(2H, s), 7.269(2H, d, J 9.0 Hz), 7.438(2H, d, J 8.5 Hz) and 9.236(2H, bs).

:

20

Example 105

cis-2,6-Dimethyl-piperazine-1-carboxylic acid 2,6-difluoro-4-(pyridin-3-ylmethoxy)-benzyl ester fumarate was prepared from 2,6-difluoro-4-hydroxybenzyl alcohol, 3-picolyl chloride hydrochloride and cis 1-chlorocarbonyl-2,6-dimethyl-4-tert-butoxycarbonylpiperazine according to the methods described for Examples 54 and 96 to give the product as a white solid: δ_H (400 MHz, DMSO- d_6) 1.25 (6H, d, J 6.9 Hz), 2.78-2.90 (4H, m), 4.04 (2H, m), 5.05 (2H, s), 5.10 (2H, s), 6.55 (2H, m), 7.34 (1H, dd, J 0.8, 4.8 Hz), 7.75 (1H, m), 8.62 (1H, dd, J 1.6, 4.8 Hz) and 8.67 (1H, m), NH not observed; HPLC (XTERRA, 50/80, 220nm) 99.6% (1.82 min).

Example 106

(R)-2,6-Difluoro-4-propoxybenzyl 2-methylpiperazine-1-carboxylate fumarate was prepared from (R) 1-chlorocarbonyl-2-methyl-4-tert-butoxycarbonylpiperazine, 1-iodopropane and 2,6-difluoro-4-hydroxybenzyl alcohol according to the methods
5 described for Examples 54 and 96 to give the product as a white solid (19.2%); melting point 193.9-194.0°C; NMR δ_H (400MHz, DMSO- d_6) 0.958(3H, t, J 7.5 Hz), 1.140(3H, d, J 7.0 Hz), 1.715(2H, m), 2.817(2H, m), 2.982(2H, m), 3.687(2H, m), 4.097(1H, bs), 5.027(2H, q, J 11.0 Hz), 6.573(2H, s) and 6.773(2H, d, J 10.0Hz).

10

Example 107

(R)-4-Difluoromethoxybenzyl 2-methylpiperazine-1-carboxylate fumarate was prepared from (R) 1-chlorocarbonyl-2-methyl-4-tert-butoxycarbonylpiperazine and 4-difluoromethoxybenzyl alcohol according to the methods described for Examples 48 and 54 to give the product as a white solid (24.0%); melting point 123.9-124.5°C; NMR δ_H
15 (400 MHz, DMSO- d_6) 1.174(3H, d, J 7.0 Hz), 2.622(1H, m), 3.003(2H, m), 3.766(1H, dd, J 2.5, 13 Hz), 4.187(1H, m), 5.067(2H, m), 6.542 (2H, s), 7.178(2H, d, J 9.0 Hz), 7.244(1H, t, J 74.0) and 7.424(2H, d, J 8.5 Hz).

Example 108

20 5-Benzyloxy-2-fluorobenzyl cis-2,6-dimethylpiperazine-1-carboxylate hydrochloride was prepared from cis 1-chlorocarbonyl-2,6-dimethyl-4-tert-butoxycarbonylpiperazine, benzyl chloride and 2-fluoro-5-hydroxybenzyl alcohol according to the methods described for Examples 52, 54 and 96 to give the product as a white solid (0.229 g, 56% overall); (Found; C, 61.5; H, 6.5; N, 6.8%. $C_{21}H_{25}FN_2O_3 \cdot HCl$ requires C, 61.7; H, 6.4; N, 6.85%); δ_H (400
25 MHz, DMSO- d_6) 9.86 (1H, br), 9.17 (1H, br), 7.45-7.33 (5H, m), 7.17 (1H, t, J 9 Hz), 7.08 (1H, m, J 2.8 Hz), 7.02 (1H, m), 5.12 (2H, s), 5.09 (2H, s), 4.29 (2H, m), 3.15 (2H, d, J 12.8 Hz), 3.06 (2H, dd, J 4.8 and 12.8 Hz), and 1.29 (6H, d, J 7.2 Hz).

Example 109

2,6-Difluoro-4-(3-phenyl)propoxybenzyl cis-2,6-dimethylpiperazine-1-carboxylate fumarate was prepared from 2,6-difluoro-4-hydroxybenzyl alcohol, 3-phenylpropyl bromide and cis 1-chlorocarbonyl-2,6-dimethyl-4-tert-butoxycarbonylpiperazine according to the methods described for Examples 48, 54 and 96 to give the product as a white solid: δ_{H} (400 MHz, DMSO- d_6) 1.25 (6H, d, J 6.9 Hz), 2.00 (2H, m), 2.64-2.80 (6H, m), 3.88, (2H, m), 4.02 (2H, t, J 6.4 Hz), 5.03 (2H, s), 6.60 (2H, s, fumarate), 6.76 (2H, m) and 7.18-7.30 (5H, m), NH not observed; HPLC (XTERRA, 50/80, 220nm) 99% (6.75 min).

10

Example 110

4-Bromo-2-fluorobenzyl piperazine-1-carboxylate hydrochloride was prepared from 4-bromo-2-fluorobenzyl alcohol and 1-chlorocarbonyl-4-tert-butoxycarbonylpiperazine according to the methods described for Examples 52 and 54 to give the product as a white solid (26.5%); melting point 209.5-209.6°C; NMR δ_{H} (400MHz, DMSO- d_6) 3.078(4H, bt), 3.594(4H, bt), 5.118(2H, s), 7.455(2H, m), 7.592(1H, m) and 9.147(2H, bs).

15

Example 111

2,6-Difluoro-4-(2-propenyl)oxybenzyl cis-2,6-dimethylpiperazine-1-carboxylate was prepared from 2,6-difluoro-4-hydroxybenzyl alcohol, allyl bromide and cis 1-chlorocarbonyl-2,6-dimethyl-4-tert-butoxycarbonylpiperazine according to the methods described for Examples 54 and 96: NMR δ_{H} (400MHz, DMSO- d_6) 1.25 (6H, d, J 6.9 Hz), 2.75-2.87 (4H, m), 4.04 (2H, m), 4.51 (2H, dt, J 5.3, 1.5 Hz), 5.14 (2H, s), 5.32 (1H, dq, J 10.5, 1.5 Hz), 5.41 (1H, dq, J 17.3, 1.5 Hz), 6.00 (1H, ddt, J 17.3, 10.5, 5.3 Hz) and 6.45 (2H, m), NH not observed; HPLC (XTERRA, 50/80, 220nm) 97.3% (3.89 min).

25

Example 112

(R)-2,6-Difluoro-4-difluoromethoxybenzyl 2-methylpiperazine-1-carboxylate fumarate was prepared from 2,6-difluoro-4-difluoromethoxybenzyl alcohol and (R) 1-chlorocarbonyl-2-methyl-4-tert-butoxycarbonylpiperazine according to the methods described for Examples 54 to give the product as a white solid (2.9%); HPLC (XTERRA,
5 50/80, 220 nm) 86.0% (1.55 min); NMR δ_H (400 MHz, DMSO- d_6) 1.154(3H, d, J 7.0 Hz), 2.639(1H, bm), 2.863(2H, bm), 3.007(2H, bm), 3.714(1H, bd), 4.122(1H, bs), 5.106(2H, q), 6.590(2H, s), 7.108(2H, d, J 8.5 Hz) and 7.360(1H, t, J 7.3 Hz).

Example 113

10 2-Fluoro-5-difluoromethoxybenzyl cis-2,6-dimethylpiperazine-1-carboxylate hydrochloride

2-Fluoro-5-difluoromethoxybenzyl alcohol: to a stirred solution of powdered potassium hydroxide (85%, 6.56 g) in 2-propanol (70 ml) was added dropwise a solution of 2-fluoro-5-hydroxybenzyl alcohol (1.43 g) in 2-propanol (5 ml). The mixture was cooled to -10°C
15 and chlorodifluoromethane was bubbled into the stirred mixture for 10 min. The reaction vessel was sealed and the mixture was stirred for 30 min at -10°C then warmed slowly to room temperature and stirred for 18 h. The mixture was partitioned between isopropyl ether (2 x 100 ml) and water (350 ml). The combined organic extracts were washed (water, brine), dried (sodium sulfate), concentrated in vacuo and purified by column
20 chromatography [SiO_2 , isopropyl ether-pentane (1:4 \rightarrow 1:0)] to give the product as a clear oil (0.86 g, 44%): δ_H (400 MHz, CDCl_3) 7.25 (1H, m), 7.03 (2H, m), 6.46 (1H, t, J 7.4 Hz), 4.76 (2H, d, J 6 Hz) and 1.85 (1H, t, J 6 Hz).

2-Fluoro-5-difluoromethoxybenzyl cis-2,6-dimethylpiperazine-1-carboxylate hydrochloride was prepared from 2-fluoro-5-difluoromethoxybenzyl alcohol and cis 1-chlorocarbonyl-2,6-dimethyl-4-tert-butoxycarbonylpiperazine according to the methods described for Examples 52 and 54 to give the product as a white solid (0.1473 g, 84%); ν_{max} (diffuse reflectance)/ cm^{-1} 2780, 2314, 1697, 1593, 1501, 1327, 1209, and 1101; δ_H (400
25 MHz, DMSO- d_6) 9.74 (1H, br), 9.18 (1H, br), 7.35-7.22 (3H, m), 7.20 (1H, t, J 7.4 Hz), 5.17 (2H, s), 4.31 (2H, m, J 6.4 Hz), 3.16 (2H, d, J 13 Hz), 3.08 (2H, dd, J 5.2 and 13 Hz),
30 and 1.30 (6H, d, J 7.2 Hz).

Example 114

5-Ethoxy-2-fluorobenzyl cis-2,6-dimethylpiperazine-1-carboxylate fumarate was prepared from 2-fluoro-5-hydroxybenzyl alcohol, ethyl iodide and cis 1-chlorocarbonyl-2,6-dimethyl-4-tert-butoxycarbonylpiperazine according to the methods described for Examples 54 and 96 to give the product as a white solid (23.4%); melting point 142.9-143.3°C; NMR δ_H (400 MHz, DMSO- d_6) 1.046(3H, d, J 6.0 Hz), 1.98(6H, d, J 7.0 Hz), 1.306(3H, t, J 7.0 Hz), 2.745(4H, m), 3.985(4H, m), 5.080(2H, s), 6.584(2H, s), 6.917(2H, m) and 7.129(1H, t, J 9.0 Hz).

10

Example 115

2-Fluoro-5-propoxybenzyl piperazine-1-carboxylate fumarate was prepared from 2-fluoro-5-hydroxybenzyl alcohol, 1-iodopropane and 1-chlorocarbonyl-4-tert-butoxycarbonylpiperazine according to the methods described for Examples 54 and 96 to give the product as a white solid (28.9%); melting point 155.9-156.1°C; NMR δ_H (400 MHz, DMSO- d_6) 0.966(3H, t, J 7.5 Hz), 1.711(2H, m), 2.793(4H, bt), 3.397(4H, bt), 3.897(2H, t, J 6.5 Hz), 5.077(2H, s), 6.549(2H, s), 6.937(2H, m) and 7.129(1H, t, J 9.0 Hz).

Example 116

(R)-2-Fluoro-5-propoxybenzyl 2-methylpiperazine-1-carboxylate fumarate was prepared from 2-fluoro-5-hydroxybenzyl alcohol, 1-iodopropane and (R) 1-chlorocarbonyl-2-methyl-4-tert-butoxycarbonylpiperazine according to the methods described for Examples 54 and 96 to give the product as a white solid (26.4%); melting point 162.6-162.7°C; NMR δ_H (400 MHz, DMSO- d_6) 0.963(3H, t, J 7.5 Hz), 1.173(3H, d, J 7.0 Hz), 1.709(2H, m), 2.582(1H, m), 2.801(2H, bs), 2.991(2H, bm), 3.731(1H, bdd), 3.895(2H, t, J 6.5 Hz), 4.142(1H, bm), 5.077(2H, q), 6.556(2H, s), 6.931(2H, m) and 7.126(1H, t, J 9.0 Hz).

20
25

Example 117

2-Fluoro-5-propoxybenzyl cis-2,6-dimethylpiperazine-1-carboxylate fumarate diethyl etherate was prepared from 2-fluoro-5-hydroxybenzyl alcohol, 1-iodopropane and 1-chlorocarbonyl-cis-2,6-dimethyl-4-tert-butoxycarbonylpiperazine according to the methods described for Examples 54 and 96 to give the product as a white solid (14.4%); melting point 142.6-144.1°C; NMR δ_H (400 MHz, DMSO- d_6) 0.958(3H, t, J 7.0 Hz), 1.039(2H, d, J 6.0 Hz), 1.199(6H, d, J 7.0 Hz), 1.707(2H, m), 2.756(4H, bm), 3.891(2H, t, J 6.5 Hz), 3.978(2H, bm), 5.083(2H, s), 6.571(2H, s), 6.932(2H, m) and 7.126(1H, t, J 9.0 Hz).

10

Example 118

5-Butoxy-2-fluorobenzyl piperazine-1-carboxylate fumarate was prepared from 2-fluoro-5-hydroxybenzyl alcohol, 1-iodobutane and 1-chlorocarbonyl-4-tert-butoxycarbonylpiperazine according to the methods described for Examples 54 and 96 to give the product as a white solid (15.2%); melting point 142.4-143.5°C; NMR δ_H (400 MHz, DMSO- d_6) 0.927(3H, t, J 7.5 Hz), 1.423(2H, m, J 7.5 Hz), 1.679(2H, m, J 8.0 Hz), 2.798(4H, bt), 3.402(4H, bt), 3.939(3H, t, J 6.5 Hz), 6.537(2H, s), 6.928(2H, m) and 7.125(1H, t, J 9.0 Hz).

20

Example 119

(R)-5-Butoxy-2-fluorobenzyl 2-methylpiperazine-1-carboxylate fumarate was prepared from 2-fluoro-5-hydroxybenzyl alcohol, 1-iodobutane and (R) 1-chlorocarbonyl-2-methyl-4-tert-butoxycarbonylpiperazine according to the methods described for Examples 54 and 96 to give the product as a white solid (18%); melting point 171.6-171.7°C; NMR δ_H (400 MHz, DMSO- d_6) 0.928(3H, t, J 7.0 Hz), 1.167(3H, d, J 7.0 Hz), 1.421(2H, m, J 7.5 Hz), 1.676(2H, m, J 7.5 Hz), 2.564(2H, bm), 2.787(2H, bs), 2.982(2H, bm), 3.717(1H, bdd), 3.931(2H, t, J 6.5 Hz), 4.122(1H, bm), 5.078(2H, q), 6.566(2H, s), 6.929(2H, m) and 7.123(1H, t, J 9.0 Hz).

25

Example 120

5-Butoxy-2-fluorobenzyl cis-2,6-dimethylpiperazine-1-carboxylate fumarate was prepared from 2-fluoro-5-hydroxybenzyl alcohol, 1-iodobutane and 1-chlorocarbonyl-cis-2,6-dimethyl-4-tert-butoxycarbonylpiperazine according to the methods described for
5 Examples 54 and 96 to give the product as a white solid (24.4%); melting point 153.2-153.5°C; NMR δ_H (400 MHz, DMSO- d_6) 0.923(3H, t, J 7.5 Hz), 1.199(6H, d, J 7.0 Hz), 1.418(2H, m, J 7.5 Hz), 1.675(2H, m, J 7.5 Hz), 2.761(4H, bm), 3.960(4H, bm), 5.084(2H, s), 6.586(2H, s), 6.935(2H, m) and 7.125(1H, t, J 9.5 Hz).

10

Example 121

cis-2,6-Dimethyl-piperazine-1-carboxylic acid 4-(3,5-dimethyl-isoxazol-4-ylmethoxy)-2,6-difluoro-benzyl esterfumarate

[4-(3,5-Dimethyl-isoxazol-4-ylmethoxy)-2,6-difluoro-phenyl]-methanol: to a solution of 2,6-difluoro-4-hydroxybenzyl alcohol (400 mg, 1.5 eq) in acetonitrile (4 mL) was added
15 PS-BEMP (1.5 g, 2 eq) and the mixture was shaken for 5 min. 4-(Chloromethyl)-3,5-dimethylisoxazole (210 μ L, 1.67 mmol) was added and the resultant mixture was shaken at ambient temperature for 16 h. The mixture was filtered, the resin washed with dichloromethane (4 x 4 mL) and evaporated to afford the desired product (380 mg, 85%) as a white solid: NMR δ_H (400 MHz; d_6 -DMSO) 2.20 (3H, s), 2.40 (3H, s), 4.42 (2H, d, J
20 5.5 Hz), 5.95 (2H, s), 5.08 (1H, t, J 5.5 Hz) and 6.76-6.83 (2H, m); HPLC (XTERRA, 50/80, 220nm) 94.5% (1.03 min).

cis-2,6-Dimethyl-piperazine-1-carboxylic acid 4-(3,5-dimethyl-isoxazol-4-ylmethoxy)-2,6-difluoro-benzyl ester: to a suspension of sodium hydride (60%; 67 mg, 1.5 eq) in DMF (2 mL) pre-cooled in dry-ice for 2 min was added a solution of 4-tert-butoxycarbonyl-1-
25 chlorocarbonyl-2,6-dimethylpiperazine (307 mg, 1 eq) and 4-[4-(3,5-dimethylisoxazolyl)]methoxybenzyl alcohol (300 mg, 1.11 mmol) in DMF (3 mL). The vented mixture was left shaking at ambient temperature for 16 h. The reaction mixture was poured onto ice-water (15 mL) and the resultant solid was filtered and washed with water (2 x 10 mL). Drying in a vacuum oven afforded the desired product (489 mg, 87%)
30 as a low-melting pale yellow solid: NMR δ_H (400 MHz; d_6 -DMSO) 1.08 (6H, d, J 6.5 Hz), 1.40 (9H, s), 2.21 (3H, s), 2.41 (3H, s), 2.48-2.52 (2H, m), 3.68-3.85 (2H, br d, J 12 Hz),

3.95-4.06 (2H, m), 4.97 (2H, s), 5.07 (2H, s) and 6.83-6.92 (2H, m); HPLC (XTERRA, 50/80, 220nm) 85.7% (6.26 min).

- cis-2,6-Dimethyl-piperazine-1-carboxylic acid 4-(3,5-dimethyl-isoxazol-4-ylmethoxy)-2,6-difluoro-benzyl esterfumarate: To a solution cis-2,6-dimethyl-piperazine-1-carboxylic acid 4-(3,5-dimethyl-isoxazol-4-ylmethoxy)-2,6-difluoro-benzyl ester (463 mg, 0.91 mmol) in methanol (15 mL) was added a solution of HCl in dioxane (4 M; 2.3 mL, 10 eq) and the resultant mixture was stirred at ambient temperature for 8 h. The solvent was removed in vacuo and the residue was suspended in aqueous sodium hydroxide solution (2 N; 30 mL) and extracted with diethyl ether (2 x 20 mL) and ethyl acetate (1 x 20 mL).
- The combined organics were washed with brine (20 mL), dried (MgSO₄) and concentrated in vacuo to afford the free-base (195 mg) as a pale yellow solid. This material was dissolved in hot IPA (3 mL) and added to a stirred solution of fumaric acid (78 mg, 1.5 eq) in hot IPA (2 mL). The resultant suspension was allowed to cool to ambient temperature, then cooled in ice-water. Diethyl ether (5 mL) was added and the suspension was heated to give a solution, then allowed to cool. The resultant solution was cooled in ice-water and filtration afforded the desired product (155 mg, 32 %) as a white, crystalline solid: NMR δ_H (400 MHz; *d*₆-DMSO) 1.17 (6H, d, J 7.0 Hz), 2.21 (3H, s), 2.41 (3H, s), 2.71 (2H, dd, J 12.5, 4.5 Hz), 2.77 (2H, d, J 12.5 Hz), 3.88-3.96 (2H, m), 4.97 (2H, s), 5.06 (2H, s), 6.58 (2H, s) and 6.83-6.91 (2H, m); HPLC (XTERRA, 50/80, 220nm) 99% (2.39 min).

20

Example 122

- 2-Fluoro-5-(2-methylpropyl)-oxybenzyl cis-2,6-dimethylpiperazine-1-carboxylate fumarate was prepared from 2-fluoro-5-hydroxybenzyl alcohol, 1-iodo-2-methylpropane and 1-chlorocarbonyl-4-tert-butoxycarbonylpiperazine according to the methods described for Examples 54 and 96 to give the product as a white solid (31.3%); melting point 178.6-178.7°C; NMR δ_H (400 MHz, DMSO-*d*₆) 0.961(6H, d, J 7.0 Hz), 1.193(6H, d, J 7.0 Hz), 1.994(1H, m, J 6.5 Hz), 2.726(4H, bm), 3.709(2H, d, J 6.5 Hz), 3.966(2H, q), 5.084(2H, s), 6.593(2H, s), 6.933(2H, m) and 7.124(1H, t, J 9.0 Hz).

30

Example 123

2-Chloro-6-fluorobenzyl cis-2,6-dimethylpiperazine-1-carboxylate hydrochloride was prepared from 2-chloro-6-fluorobenzyl alcohol and 1-chlorocarbonyl-cis-2,6-dimethyl-4-tert-butoxycarbonylpiperazine according to the methods described for Examples 52 and 54 to give the product as a white solid (0.2713 g, 80% overall); (Found: C, 49.8; H, 5.7; N, 8.0%. $C_{14}H_{18}ClN_2O_2 \cdot HCl$ requires C, 49.9; H, 5.7; N, 8.3%); δ_H (400 MHz, DMSO- d_6) 10.01 (1H, br), 9.27 (1H, br), 7.49 (1H, m, J 8.0 Hz), 7.40 (1H, d, J 8.0 Hz), 7.30 (1H, t, J 9 Hz), 5.22 (2H, d, J 1.6 Hz), 4.24 (2H, m, J 6.5 Hz), 3.17-3.06 (4H, m), and 1.28 (6H, d, J 7.2 Hz).

10

Example 124

(R)-2,6-Difluorobenzyl 2-methylpiperazine-1-carboxylate hydrochloride was prepared from 2,6-difluorobenzyl alcohol and (R) 1-chlorocarbonyl-2-methyl-4-tert-butoxycarbonylpiperazine according to the methods described for Examples 52 and 54 to give the product as a white solid (0.217 g, 70% overall); (Found: C, 50.7; H, 5.65; N, 9.0. $C_{13}H_{16}F_2N_2O_2 \cdot HCl$ requires C, 50.9; H, 5.6; N, 9.1%); δ_H (400 MHz, DMSO- d_6) 9.39 (2H, br), 7.50 (1H, m), 7.18-7.12 (2H, m), 5.17 (2H, m, J 12.4 Hz), 4.29 (2H, m), 3.88 (1H, d, J 13 Hz), 3.24-3.03 (4H, m, J 13 Hz), 2.86 (1H, m, J 12.4 Hz), and 1.24 (3H, d, J 7.2 Hz).

20

Example 125

(R,R)-4-Difluoromethoxybenzyl 2,6-dimethylpiperazine-1-carboxylate

(S) N-Benzyl-1-amino-2-propanol hydrochloride: a mixture of (S) 1-amino-2-propanol (9.0 g), benzaldehyde (14.7 ml), magnesium sulfate and THF (200 ml) was stirred for 18 h then filtered and concentrated in vacuo. The residue was dissolved in ethanol (200 ml) and sodium borohydride (1.1 g) was added. The mixture was stirred for 2 h then a further portion of sodium borohydride (1.1 g) was added. The mixture was stirred for 18 h then concentrated in vacuo. The residue was partitioned between dilute hydrochloric acid (2M, 200 ml) and ether (100 ml). The aqueous layer was basified with sodium hydroxide solution and extracted with two portions of ethyl acetate (100 ml). The combined ethyl acetate layers were washed (water), dried (sodium sulfate) and concentrated in vacuo. The

30

residue was dissolved in ether (50 ml) and HCl-dioxane (4M, 35 ml) was added dropwise. The precipitate was filtered off, washed with ether and dried to give the product as a white solid (17.0 g); δ_H (400 MHz, DMSO- d_6) 9.43 (1H, m), 9.12 (1H, m), 7.58 (2H, dd, J 7.5, 2 Hz), 7.45-7.39 (3H, m), 5.35 (1H, m), 4.14 (2H, s), 4.01 (1H, m), 2.87 (1H, d, J 12 Hz),
5 2.67 (1H, t, J 8.5 Hz) and 1.08 (3H, d, J 6 Hz); HPLC [XTERRA; $NH_4OAc_{(aq)}$ – MeOH (9:1)] 97% (1.08 min).

(S) N-Benzyl-1-amino-2-propanol (R) N-tert-butoxycarbonyl-alanine amide: to a stirred solution of (R) N-tert-butoxycarbonyl-alanine (14.1 g) in DCM (200 ml) was added carbonyldiimidazole (12.1 g). The mixture was stirred for 90 min then (S) N-benzyl-1-
10 amino-2-propanol hydrochloride (15.0 g) was added portionwise. The mixture was stirred for 96 h then concentrated in vacuo. The residue was purified by flash column chromatography [SiO_2 ; ethyl acetate – isohexane(1:1)] to give the product as a gum (11.5 g); δ_H (400 MHz, $CDCl_3$) 7.39-7.16 (5H, m), 5.37 (1H, m), 4.90-4.55 (3H, m), 4.09 (0.5H, m), 3.97 (0.5H, m), 3.59 (1H, m), 3.42 (1H, m), 3.22 (1H, m), 1.44 (4.5H, s), 1.42 (4.5H,
15 s), 1.36 (1.5H, d, J 6.5 Hz), 1.26 (1.5H, d, J 6.5 Hz), 1.20 (1.5H, d, J 6 Hz) and 1.12 (1.5H, d, J 6 Hz); HPLC (XTERRA, 50/80, 220 nm) 97% (1.77 min).

(R, R) 1-Benzyl-3,5-dimethylpiperazine-2-one: to a stirred solution of (S) N-benzyl-1-amino-2-propanol (R) N-tert-butoxycarbonyl-alanine amide (10.7 g) in DCM (100 ml) at 0 °C was added dropwise trifluoroacetic acid (50 ml). The mixture was stirred for 2 h then
20 concentrated in vacuo. The residue was partitioned between sodium hydroxide solution (2M, 200 ml) was dichloromethane (200 ml). The organic layer was washed (water), dried (sodium sulfate) and concentrated in vacuo to give a viscous oil (7.15 g). To the oil were added triphenylphosphine (9.4 g) and THF (150 ml) and the stirred mixture was cooled to 0 °C under Ar. To the stirred solution was added di-tert-butyl diazodicarboxylate (8.6 g).
25 The mixture was warmed to room temperature, stirred for 18 h then concentrated in vacuo. Dilute hydrochloric acid (1M, 100 ml) and conc. hydrochloric acid (10 ml) were added to the mixture. The mixture was stirred for 3 h then filtered. The filtrate was washed with ether (50 ml) then made basic using sodium hydroxide solution and extracted with two portions of ethyl acetate (100 ml). The combined ethyl acetate extracts were
30 washed (water, brine), dried (sodium sulfate), concentrated in vacuo and purified by flash column chromatography [SiO_2 ; ethyl acetate – methanol – NH_4OH (95:5) □ (79:20:1)] to give the product as clear oil (1.38 g); δ_H (400 MHz, $CDCl_3$) 7.35-7.22 (5H, m), 4.66 (1H, d,

J 14.5 Hz), 4.49 (1H, d, J 14.5 Hz), 3.78 (1H, q, J 7 Hz), 3.33 (1H, m), 3.16 (1H, dd, J 12, 4 Hz), 2.97 (1H, dd, J 12, 9 Hz) and 1.49 (3H, d, J 7 Hz); LC 96%, 0.67 min.

(R, R) 1-Benzyl-3,5-dimethylpiperazine: to a stirred suspension of lithium aluminium hydride (0.68 g) in THF (30 ml) at 0 °C under Ar was added dropwise a solution of (R, R) 1-benzyl-3,5-dimethylpiperazine-2-one (1.3 g) in THF (10 ml). The mixture was stirred for 30 min then heated under reflux for a further 18 h. The mixture was cooled to 0 °C and diluted with ether (50 ml). To the stirred mixture were added water (2 ml) sodium hydroxide solution (2 ml) and water (2 ml). The mixture was stirred for 1 h then filtered through a pad of kieselguhr, washing with DCM. The filtrate was concentrated in vacuo to give the product as a clear oil (0.99 g); δ_H (400 MHz, $CDCl_3$) 7.35-7.20 (5H, m), 3.48 (1H, d, J 13 Hz), 3.38 (1H, d, J 13 Hz), 3.19 (1H, m), 2.49 (2H, dd, J 10.5, 3 Hz), 2.09 (2H, dd, J 10, 6.5 Hz) and 1.14 (6H, d, J 6.5 Hz); LC 93%, 1.91 min.

(R, R) 2,6-Dimethylpiperazine dihydrochloride: a mixture of (R, R) 4-Benzyl-2,6-dimethylpiperazine (0.95 g), palladium hydroxide / carbon (20%, 0.35 g) and methanol (30 ml) was shaken under hydrogen (45 p.s.i.) for 18 h. The mixture was filtered through a pad of kieselguhr, washing with methanol. The filtrate was treated with HCl-dioxane (4M, 5 ml), left to stand for 30 min then concentrated in vacuo. The residue was crystallised under diisopropyl ether to give the product as an off-white crystalline solid (0.17 g); δ_H (400 MHz, $DMSO-d_6$) 10.02-9.72 (4H, m), 3.72 (2H, m), 3.33 (2H, dd, J 13.5, 4 Hz), 3.15 (2H, dd, J 13.5, 7 Hz) and 1.40 (6H, d, J 7 Hz); δ_C (167 MHz, $DMSO-d_6$) 43.8, 43.7 and 14.3.

(R, R) 1-Chlorocarbonyl-2,6-dimethyl-4-tert-butoxycarbonylpiperazine; to a stirred mixture of (R, R) 2,6-dimethylpiperazine dihydrochloride (0.50 g) and triethylamine (0.93 ml) in DCM (50 ml) at 0 °C was added dropwise a solution of di-tert-butyl-dicarbonate (0.58 g) in DCM (5 ml). The mixture was warmed to room temperature, stirred for 2 h then concentrated in vacuo. The residue was dissolved in ethyl acetate, filtered through a PTFE membrane and concentrated in vacuo to give a clear oil (0.47 g). To the oil were added pyridine (0.6 ml) and DCM (6 ml). The mixture was added dropwise to a stirred solution of triphosgene (0.25 g) in DCM (20 ml) at 0 °C. The mixture was stirred for 1 h, washed with two portions of water (20 ml) then dried over sodium sulfate and concentrated in vacuo to give the product as a yellow oil (0.43 g); δ_H (400 MHz, $CDCl_3$) 4.29 (1.6H, m), 4.07 (0.4H, m), 3.62 (2H, m), 3.54 (2H, m), 1.49 (7H, s), 1.48 (2H, s), 1.37 (2.5H, m) and 1.23 (0.5H, m).

(R, R) 4-Difluoromethoxybenzyl-2,6-dimethylpiperazine-1-carboxylate fumarate was prepared from (R, R) 1-chlorocarbonyl-2,6-dimethyl-4-tert-butoxycarbonylpiperazine (0.20 g) and 4-difluoromethoxybenzyl alcohol (0.13 g) according to the procedures described for Example 48 to give the product as a white solid (0.14 g); δ_H (400 MHz, DMSO- d_6) 7.43 (2H, d, J 9 Hz), 7.23 (1H, t, J 74 Hz), 7.18 (2H, d, J 9 Hz), 6.53 (2H, s), 5.10 (1H, d, J 12.5 Hz), 5.03 (1H, d, J 12.5 Hz), 3.92 (2H, m), 3.16 (2H, dd, J 13, 4 Hz), 2.84 (2H, dd J 12.5, 3.5 Hz) and 1.23 (6H, d, J 6.5 Hz); HPLC (XTERRA, 50/80, 220 nm) 96% (1.22 min).

10

Example 126

(R)-2-Fluoro-5-(2-propenyl)oxybenzyl 2-methylpiperazine-1-carboxylate

In a sealed 7 mL glass vial a mixture of 2-fluoro-5-hydroxybenzyl alcohol (50 mg, 0.35 mmol), PS-BEMP (2 g, 2.2 mmol/g, 0.46 mmol) and acetonitrile (3 mL) was shaken for 30 minutes. allyl bromide (18 μ L, 0.22 mmol) was added and the mixture was shaken for 18 h. The mixture was filtered through a PTFE frit, washing with dichloromethane. The filtrate was concentrated under vacuum to give the product as a colourless oil which was used without further purification.

To a stirred solution of disuccinimidyl carbonate (3 mmol) in acetonitrile (18 mL) was added 2-fluoro-5-(2-propenyl)benzyl alcohol (3 mmol) then triethylamine (6 mmol). The mixture was stirred for 150 minutes at room temperature. To a polypropylene 10 mL tube were sequentially added (R) 2-methylpiperazine loaded resin (0.2 g, 0.05 mmol) and a portion of the benzyl alcohol / DSC mixture (3 mL, 5 mmol). The mixture was heated to 60 °C and agitated for 16 h. The mixture was cooled to room temperature then drained. The resin was washed 3 x each with THF, methanol and dichloromethane using the following automated sequence: 5 mL solvent added, wash for 5 minutes, drain for 2 minutes. To the washed resin was added 5% trifluoroacetic acid in dichloromethane (5 mL). The mixture was agitated for 1 h then drained. More TFA / DCM (5 mL) was added and the mixture was agitated for a further hour then drained again. The combined TFA / DCM washes were concentrated under vacuum to give the product as a pale brown solid (7.5%); HPLC (XTERRA, 50/80, 220 nm) 86.2% (1.91 min); NMR δ_H (400 MHz, DMSO- d_6) 1.149(3H, d, J 7.0 Hz), 2.455(1H, td, J 3.5, 8.5 Hz), 2.676(2H, d, J 3.0 Hz), 2.834(1H,

bdd), 2.938(1H, td), 3.645(1H, dd), 4.045(1H, m), 4.542(2H, dt, J 1.5, 5.5 Hz), 5.064(2H, m), 5.240(1H, m), 5.380(1H, m), 6.020(1H, m), 6.937(2H, m) and 7.136(1H, t, J 9.0 Hz).

Example 127

5 2-Fluoro-5-(2-propenyl)oxybenzyl cis-2,6-dimethylpiperazine-1-carboxylate was prepared from 2-fluoro-5-hydroxybenzyl alcohol, allyl bromide and 1-chlorocarbonyl-cis-2,6-dimethyl-4-tert-butoxycarbonylpiperazine according to the methods described for Examples 54 and 121 to give the product as a yellow oil (8.4%); HPLC (XTERRA, 50/80, 220 nm) 95.7% (2.87 min); NMR δ_H (400 MHz, DMSO- d_6) 1.183(6H, d, J 6.5 Hz),
10 2.673(4H, m), 3.294(2H, bs), 3.910(2H, m), 4.572(2H, m), 5.078(2H, s), 5.252(1H, m), 5.371(1H, m), 6.022(1H, m), 6.948(2H, m) and 7.138(1H, t, J 9.5 Hz).

Example 128

5-Cyclohexylmethoxy-2-fluorobenzyl cis-2,6-dimethylpiperazine-1-carboxylate was
15 prepared from 2-fluoro-5-hydroxybenzyl alcohol, cyclohexylmethyl bromide and 1-chlorocarbonyl-cis-2,6-dimethyl-4-tert-butoxycarbonylpiperazine according to the methods described for Examples 54 and 121 to give the product as a yellow oil (10.8%); HPLC (XTERRA, 50/80, 220 nm) 91.4% (6.77 min); NMR δ_H (400 MHz, DMSO- d_6) 1.016(2H, m), 1.204(8H, m), 1.735(5H, m), 2.681(4H, m), 3.291(2H, s), 3.737(2H, d, J 6.5
20 Hz), 3.905(2H, m), 5.078(2H, s), 6.931(2H, m) and 7.119(1H, t, J 9.0 Hz).

Example 129

2-Fluoro-5-(2-phenyl)ethoxybenzyl cis-2,6-dimethylpiperazine-1-carboxylate was prepared from 2-fluoro-5-hydroxybenzyl alcohol, 2-phenylethyl bromide and 1-
25 chlorocarbonyl-cis-2,6-dimethyl-4-tert-butoxycarbonylpiperazine according to the methods described for Examples 54 and 121 to give the product as a yellow oil (2.2%); HPLC (XTERRA, 50/80, 220 nm) 87.7% (5.58 min); NMR δ_H (400 MHz, DMSO- d_6) 1.168(6H, d, J 7.0 Hz), 2.685(4H, m), 3.020(2H, t, J 7.0 Hz), 3.915(2H, m), 4.175(2H, t, J

7.0 Hz), 5.079(2H, s), 6.940(2H, m), 7.132(1H, t, J 9.0 Hz), 7.224(1H, m) and 7.308(4H, m).

Example 130

- 5 2-Fluoro-5-(3-phenyl)propoxybenzyl piperazine-1-carboxylate was prepared from 2-fluoro-5-hydroxybenzyl alcohol, 3-phenylpropyl bromide and piperazine resin according to the methods described for Example 126 to give the product as a yellow oil (12.8%); HPLC (XTERRA, 50/80, 220 nm) 95.6% (5.30 min); NMR δ_H (400 MHz, DMSO- d_6) 2.006 (2H, m), 2.621 (4H, bs), 2.727 (2H, t, J 7.5 Hz), 3.282 (5H, bt), 3.936 (2H, t, J 6.5 Hz),
10 5.068 (2H, s), 6.932 (2H, m) and 7.167 (6H, m).

Example 131

- (R)-2-Fluoro-5-(3-phenyl)propoxybenzyl 2-methylpiperazine-1-carboxylate was prepared from 2-fluoro-5-hydroxybenzyl alcohol, 3-phenylpropyl bromide and (R)-2-
15 methylpiperazine resin according to the methods described for Example 126 to give the product as a yellow oil (6.5%); HPLC (XTERRA, 50/80, 220 nm) 89.0% (5.68 min); NMR δ_H (400 MHz, DMSO- d_6) 1.142 (3H, d, J 7.0 Hz), 2.001 (2H, m), 2.439 (1H, m), 2.657 (2H, m), 2.730 (2H, t, J 6.5 Hz), 2.845 (1H, bd), 2.930 (2H, bt), 3.633 (1H, bd), 3.939 (2H, t, J 6.5 Hz), 4.010 (1H, m), 5.065 (2H, m), 6.922 (2H, m) and 7.207 (6H, m).

20

Example 132

- 2-Fluoro-5-(3-phenyl)propoxybenzyl cis-2,6-dimethylpiperazine-1-carboxylate was prepared from 2-fluoro-5-hydroxybenzyl alcohol, 3-phenylpropyl bromide and 1-chlorocarbonyl-cis-2,6-dimethyl-4-tert-butoxycarbonylpiperazine according to the
25 methods described for Examples 54 and 121 to give the product as a yellow oil (2.3%); HPLC (XTERRA, 50/80, 220 nm) 91.1% (6.29 min); NMR δ_H (400 MHz, DMSO- d_6) 7.32-7.10 (6H, m), 6.95 (1H, q, J 3 Hz), 6.91 (1H, dt, J 9, 4 Hz), 5.08 (2H, s), 3.93 (2H, t, J 6.5 Hz), 3.91 (2H, m), 2.73 (2H, t, J 7 Hz), 2.71 (2H, d, J 8.5 Hz), 2.65 (2H, dd, J 12.5, 4.5 Hz), 2.00 (2H, m) and 1.18 (6H, d, J 7 Hz).

Example 133

2-Fluoro-5-(3-trifluoromethylbenzyl)oxybenzyl cis-2,6-dimethylpiperazine-1-carboxylate was prepared from 2-fluoro-5-hydroxybenzyl alcohol, 3-trifluoromethylbenzyl bromide and 1-chlorocarbonyl-cis-2,6-dimethyl-4-tert-butoxycarbonylpiperazine according to the methods described for Examples 54 and 121 to give the product as a yellow oil (10.5%); HPLC (XTERRA, 50/80, 220 nm) 96.9% (6.20 min); NMR δ_H (400 MHz, DMSO- d_6) 1.164(6H, d, J 6.5 Hz), 2.668(4H, m), 3.889(2H, m), 5.082(2H, s), 5.199(2H, s), 7.057(2H, m), 7.175(1H, t, J 6.5 Hz) and 7.688(4H, m).

10

Example 134

2-Fluoro-5-(2-pyridylmethyl)oxybenzyl cis-2,6-dimethylpiperazine-1-carboxylate was prepared from 2-fluoro-5-hydroxybenzyl alcohol, 2-pyridylmethyl chloride hydrochloride and 1-chlorocarbonyl-cis-2,6-dimethyl-4-tert-butoxycarbonylpiperazine according to the methods described for Examples 54 and 121 to give the product as a yellow oil (10.4%); HPLC (XTERRA, 50/80, 220 nm) 91.1% (2.02 min); NMR δ_H (400 MHz, DMSO- d_6) 1.174 (6H, d, J 6.5 Hz), 2.676 (4H, m), 3.902 (2H, m), 5.069 (2H, s), 5.165 (2H, s), 7.018 (2H, m), 7.161 (1H, t, J 9.0 Hz), 7.350 (1H, m), 7.493 (1H, d, J 7.0 Hz), 7.825 (1H, m) and 8.575 (1H, m).

20

Example 135

2-Fluoro-5-(3-pyridylmethyl)oxybenzyl cis-2,6-dimethylpiperazine-1-carboxylate was prepared from 2-fluoro-5-hydroxybenzyl alcohol, 3-pyridylmethyl chloride hydrochloride and 1-chlorocarbonyl-cis-2,6-dimethyl-4-tert-butoxycarbonylpiperazine according to the methods described for Examples 54 and 121 to give the product as a yellow oil (5.4%); HPLC (XTERRA, 50/80, 220 nm) 91% (1.64 min); δ_H (400 MHz, DMSO- d_6) 1.172 (6H, d, J 7.0 Hz), 2.673 (4H, m), 3.294 (3H, s), 3.900 (2H, m), 5.075 (2H, s), 5.138 (2H, s), 7.052 (2H, m), 7.172 (1H, t, J 9.0 Hz), 7.424 (1H, m), 7.849 (1H, m), 8.546 (1H, m) and 8.654 (1H, m).

25

Example 136

(+/-)-2,6-Difluoro-4-(2-pyridylmethyl)oxybenzyl 2-methylpiperazine-1-carboxylate was prepared from 2,6-difluoro-4-hydroxybenzyl alcohol, 2-pyridylmethyl chloride
5 hydrochloride and (+/-) 2-methylpiperazine resin according to the methods described for Example 126 to give the product as a yellow oil: δ_H (400 MHz, DMSO- d_6) 1.19 (3H, d, J 7.1 Hz), 2.85 (1H, m), 3.05-3.20 (4H, m), 3.90 (1H, m), 4.35 (1H, m), 5.10 (2H, m), 5.28 (2H, s), 6.92 (2H, m), 7.48 (1H, m), 7.62 (1H, m), 7.96 (1H, m), 8.65 (1H, m) and 9.15 (1H, br); HPLC (XTERRA, 50/80, 220nm) 92% (1.35 min).

10

Example 137

(+/-)-2,6-Difluoro-4-(3-pyridylmethyl)oxybenzyl 2-methylpiperazine-1-carboxylate was prepared from 2,6-difluoro-4-hydroxybenzyl alcohol, 3-pyridylmethyl chloride hydrochloride and (+/-) 2-methylpiperazine resin according to the methods described for
15 Example 126 to give the product as a yellow oil: δ_H (400 MHz, DMSO- d_6) 1.19 (3H, d, J 7.1 Hz), 2.85 (1H, m), 3.05-3.20 (4H, m), 3.90 (1H, m), 4.35 (1H, m), 5.10 (2H, m), 5.28 (2H, s), 6.92 (2H, m), 7.78 (1H, m), 8.25 (1H, m), 8.78 (1H, m), 8.84 (1H, m) and 9.20 (1H, br); HPLC (XTERRA, 50/80, 220nm) 90.5% (1.12 min).

20

Example 138

(+/-)-2-Methyl-piperazine-1-carboxylic acid 4-(3,5-dimethyl-isoxazol-4-ylmethoxy)-2,6-difluoro-benzyl ester was prepared from 2,6-difluoro-4-hydroxybenzyl alcohol, 4-(3,5-dimethylisoxazolylmethyl chloride and (+/-) 2-methylpiperazine resin according to the methods described for Example 126 to give the product as a yellow oil: δ_H (400 MHz,
25 DMSO- d_6) 1.20 (3H, d, J 7.1 Hz), 2.22 (3H, s), 2.42 (3H, s), 2.85 (1H, m), 3.05-3.20 (4H, m), 3.90 (1H, m), 4.35 (1H, m), 5.0 (2H, s), 5.10 (2H, m), 6.89 (2H, m), 8.60 (1H, br) and 9.20 (1H, br); HPLC (XTERRA, 50/80, 220nm) 87.7% (1.61 min).

Example 139

5-tert-Butylaminocarbonyloxy-2-fluorobenzyl cis-2,6-dimethylpiperazine-1-carboxylate hydrochloride

2-Fluoro-5-[2-(trimethylsilyl)ethoxymethoxy]benzyl alcohol: to a stirred mixture of 2-fluoro-5-hydroxybenzaldehyde (0.28 g), N,N-di-isopropylethylamine (0.52 ml) and DCM (2 ml) at 0 °C was added dropwise 2-(trimethylsilyl)ethoxymethyl chloride (0.45 ml). The mixture was stirred 1 h then partitioned between DCM (25 ml) and water (25 ml). The organic layer was washed (water, brine), dried (sodium sulfate) and concentrated in vacuo. The residue was dissolved in 2-propanol (20 ml) and sodium borohydride (0.15 g) was added. The mixture was stirred 1 h then partitioned between isopropyl ether (2 x 50 ml) and water (50 ml). The combined organics were washed (water), concentrated in vacuo and purified by column chromatography [SiO₂; DCM – isopropyl ether (1:0 → 0:1)] to give the product as a colourless oil (0.54 g, 99%) which was used without further purification.

2-Fluoro-5-[2-(trimethylsilyl)ethoxymethoxy]benzyl-4-tert-butoxycarbonyl-cis-2,6-dimethylpiperazine-1-carboxylate was prepared from 2-fluoro-5-[2-(trimethylsilyl)ethoxymethoxy]benzyl alcohol and 1-chlorocarbonyl-2,6-dimethyl-4-tert-butoxycarbonylpiperazine according to the procedures described for Example 54 to give the product as a clear oil which was used immediately without further purification.

2-Fluoro-5-hydroxybenzyl-cis-2,6-dimethylpiperazine-1-carboxylate hydrochloride: a mixture of crude 2-fluoro-5-[2-(trimethylsilyl)ethoxymethoxy]benzyl-4-tert-butoxycarbonyl-cis-2,6-dimethylpiperazine-1-carboxylate (0.61 g) hydrogen chloride solution (4.0 M, dioxane, 2 ml) and methanol (4 ml) was stirred for 3 h then concentrated in vacuo. The residue was left to stand under ether (10 ml) for 1 h; the white precipitate was filtered off, washed with ether and dried to give the product as a white solid (0.23 g, 71%): δ_H (400 MHz, DMSO-*d*₆) 9.84 (1H, br), 9.51 (1H, br), 9.15 (1H, br), 7.01 (1H, t, J 9 Hz), 6.81 (1H, dd, J 6, 3 Hz), 6.73 (1H, m), 5.08 (2H, s), 4.30 (2H, m), 3.16 (2H, d, J 11 Hz), 3.10 (2H, m) and 1.30 (6H, d, J 7 Hz).

2-Fluoro-5-hydroxybenzyl-cis-2,6-dimethyl-4-tert-butylcarbonylpiperazine-1-carboxylate: to a stirred solution of 2-fluoro-5-hydroxybenzyl-cis-2,6-dimethylpiperazine-1-carboxylate (free-base, 1.93 g) in DCM (70 ml) was added dropwise di-tert-butyl dicarbonate (1.68 ml). The mixture was stirred for 18 h then concentrated in vacuo and

purified by column chromatography [SiO_2 ; isopropyl ether – isohexane (2:3 \rightarrow 1:0)] to give the product as a white solid (2.24 g, 84%): δ_{H} (400 MHz, $\text{DMSO}-d_6$) 6.92 (1H, t, J 9 Hz), 6.87 (1H, m), 6.76 (1H, m), 6.10 (1H, m, OH), 5.15 (2H, s), 4.20 (2H, t, J 5.5 Hz), 3.93 (2H, m), 2.97 (2H, m), 1.48 (9H, s) and 1.23 (6H, d, J 7 Hz); HPLC XTERRA, 50-
5 80%, 220 nm, 98.5% (4.86 min).

5-tert-Butylaminocarbonyloxy-2-fluorobenzyl-4-tert-butoxycarbonyl-cis-2,6-dimethylpiperazine-1-carboxylate: to a stirred mixture of 2-fluoro-5-hydroxybenzyl-cis-2,6-dimethyl-4-tert-butylcarbonylpiperazine-1-carboxylate (0.19 g) and tert-butylisocyanate (0.12 ml) in DCM (2 ml) was added triethylamine (0.02 ml). The mixture
10 was stirred 18 h the concentrated in vacuo and purified by column chromatography [SiO_2 ; isopropyl ether – isohexane (2:3 \rightarrow 1:0)] to give the product as a colourless partially solidified gum (0.2445 g, 102%). Rf (Silica, isopropyl ether) 0.20; δ_{H} (400 MHz, CDCl_3) 7.14 (1H, m), 7.06-7.03 (2H, m), 5.18 (2H, s), 4.98 (1H, br), 4.20 (2H, br), 3.96 (1H, br), 3.87 (1H, br), 3.00 (1H, br), 2.93 (1H, br), 1.48 (9H, s), 1.38 (9H, s), and 1.24 (6H, d, J 6.4
15 Hz).

5-tert-Butylaminocarbonyloxy-2-fluorobenzyl cis-2,6-dimethylpiperazine-1-carboxylate hydrochloride was prepared from 5-tert-butylaminocarbonyloxy-2-fluorobenzyl-4-tert-butoxycarbonyl-cis-2,6-dimethylpiperazine-1-carboxylate according to the method described for Example 52 to give the product as a white solid (0.1538 g, 72% overall);
20 (Found: C, 54.4; H, 7.0; N, 9.9%. $\text{C}_{19}\text{H}_{28}\text{FN}_3\text{O}_4 \cdot \text{HCl}$ requires C, 54.6; H, 7.0; N, 10.05%); δ_{H} (400 MHz, $\text{DMSO}-d_6$) 9.8 (1H, br), 9.2 (1H, br), 7.64 (1H, s), 7.24 (1H, t, J 9.2 Hz), 7.18 (1H, m), 7.11 (1H, br), 5.15 (2H, s), 4.30 (2H, m, J 6 Hz), 3.16 (2H, d, J 13 Hz), 3.07 (2H, dd, J 5 and 13 Hz), and 1.30-1.27 (15H, m).

25

Example 140

2-Fluoro-5-(4-difluoromethoxybenzyl)oxybenzyl cis-2,6-dimethylpiperazine-1-carboxylate hydrochloride was prepared from 2-fluoro-5-hydroxybenzyl alcohol, 4-difluoromethoxybenzyl chloride and 1-chlorocarbonyl-2,6-dimethyl-4-tert-butoxycarbonylpiperazine according to the methods described for Examples 52 and 54 to
30 give the product as a white solid (0.224 g, 94% overall); (Found: C, 55.7; H, 5.7; N, 5.9. $\text{C}_{22}\text{H}_{25}\text{F}_3\text{N}_2\text{O}_4 \cdot \text{HCl}$ requires C, 55.6; H, 5.5; N, 5.9%); δ_{H} (400 MHz, $\text{DMSO}-d_6$) 9.8 (1H,

br), 9.3 (1H, br), 7.50 (2H, d, J 8.4 Hz), 7.26 (1H, t, J 7.4 Hz), 7.21-7.15 (3H, m), 7.09 (1H, m), 7.03 (1H, m, J 3.2 Hz), 5.12 (2H, s), 5.08 (2H, s), 4.28 (2H, m, J 6 Hz), 3.15 (2H, d, J 13 Hz), 3.06 (2H, dd, J 5 and 13 Hz), and 1.29 (6H, d, J 7.2 Hz).

5

Example 141

Piperazine-1-carboxylic acid 2,6-difluoro-4-(5-thiophen-2-yl-[1,2,4]oxadiazol-3-ylmethoxy)-benzyl ester was prepared from 2,6-difluoro-4-hydroxybenzyl alcohol, 3-chloromethyl-5-thiophen-2-yl-[1,2,4]oxadiazole and piperazine resin according to the methods described for Example 126 to give the product as a yellow oil: δ_{H} (400 MHz; d_6 -DMSO) 2.60 (4H, br s), 3.30 (4H, br s), 5.04 (2H, s), 5.42 (2H, s), 6.92-7.01 (2H, m), 7.36 (1H, dd, J 5.0, 4 Hz), 8.06 (1H, dd, J 4, 1 Hz) and 8.12 (1H, dd, J 5.0, 1 Hz); HPLC (XTERRA, 50-80%, 235 nm) 99.4% (3.71 min).

10

Example 142

(R)-2-Methyl-piperazine-1-carboxylic acid 2,6-difluoro-4-(5-thiophen-2-yl-[1,2,4]oxadiazol-3-ylmethoxy)-benzyl ester was prepared from 2,6-difluoro-4-hydroxybenzyl alcohol, 3-chloromethyl-5-thiophen-2-yl-[1,2,4]oxadiazole and (R) 2-methylpiperazine resin according to the methods described for Example 126 to give the product as a yellow oil: δ_{H} (400 MHz; d_6 -DMSO) 1.10 (3H, d, J 7.0 Hz), 2.40 (1H, td, J 12.0, 3.5 Hz), 2.62 (2H, br d, J, 2.5 Hz), 2.75-2.82 (1H, br d, J 12 Hz), 2.88 (1H, td, J 12.5, 3.5 Hz), 3.55 (1H, br d, J 12 Hz), 3.96 (1H, br s), 5.02 (1H, d, J 12.5 Hz), 5.07 (1H, d, J 12.5 Hz), 5.42 (2H, s), 6.93-7.01 (2H, m), 7.36 (1H, dd, J 5.0 and 4 Hz), 8.06 (1H, dd, J 4, 1.0 Hz) and 8.12 (1H, dd, J 5.0, 1 Hz); HPLC (XTERRA, 50-80%, 235 nm) 99.8% (4.22 min).

20

25

Example 143

cis-2,6-Dimethyl-piperazine-1-carboxylic acid 2,6-difluoro-4-(5-thiophen-2-yl-[1,2,4]oxadiazol-3-ylmethoxy)-benzyl ester was prepared from 2,6-difluoro-4-hydroxybenzyl alcohol, 3-chloromethyl-5-thiophen-2-yl-[1,2,4]oxadiazole and cis-1-chlorocarbonyl-2,6-dimethyl-4-tert-butoxycarbonylpiperazine according to the methods

described for Example 54 and 121 to give the product as a yellow oil: δ_{H} (400 MHz; d_6 -DMSO) 1.14 (6H, d, J 6.5 Hz), 2.60 (2H, dd, J 12, 5 Hz), 2.66 (2H, d, J 12 Hz), 3.77-3.87 (2H, m), 5.05 (2H, s), 5.42 (2H, s), 6.93-7.01 (2H, m), 7.36 (1H, dd, J 5.0, 4 Hz), 8.06 (1H, dd, J 4, 1.0 Hz) and 8.12 (1H, dd, J 5.0, 1.0 Hz); HPLC (XTERRA, 50-80%, 235 nm) 99.4%
5 (5.04 min).

Example 144

2,6-Difluoro-4-(3-fluorobenzyl)oxybenzyl cis-2,6-dimethylpiperazine-1-carboxylate was prepared from 2,6-difluoro-4-hydroxybenzyl alcohol, 3-fluorobenzyl chloride and 1-
10 chlorocarbonyl-2,6-dimethyl-4-tert-butoxycarbonylpiperazine according to the methods described for Example 54 and 121 to give the product as a yellow oil: δ_{H} (400 MHz; d_6 -DMSO) 1.13 (6H, d, J 7.0 Hz), 2.60 (2H, dd, J 12, 4.5 Hz), 2.66 (2H, d, J 12 Hz), 3.77-3.86 (2H, m), 5.03 (2H, s), 5.18 (2H, s), 6.84-6.93 (2H, m), 7.16-7.22 (1H, m), 7.27-7.32 (2H, m) and 7.42-7.49 (1H, m); HPLC (XTERRA, 50-80%, 220 nm) 99.8% (5.96 min).

15

Example 145

2,6-Difluoro-4-(3,4-difluorobenzyl)oxybenzyl cis-2,6-dimethylpiperazine-1-carboxylate was prepared from 2,6-difluoro-4-hydroxybenzyl alcohol, 3,4-difluorobenzyl chloride and 1-chlorocarbonyl-2,6-dimethyl-4-tert-butoxycarbonylpiperazine according to the
20 methods described for Example 54 and 121 to give the product as a yellow oil: δ_{H} (400 MHz; d_6 -DMSO) 1.13 (6H, d, J 7.0 Hz), 2.60 (2H, dd, J 12.0, 4.5 Hz), 2.66 (2H, d, J 12.0 Hz), 3.77-3.85 (2H, m), 5.04 (2H, s), 5.13 (2H, s), 6.84-6.92 (2H, m), 7.29-7.35 (1H, m), 7.48 (1H, dt, J 11.0, 8.5 Hz) and 7.55 (1H, ddd, J 11.5, 7.5, 2.5 Hz); HPLC (XTERRA, 50-80%, 220nm) 99.5% (6.17 min).

25

Example 146

2-Fluoro-5-(2,4-difluorobenzyl)oxybenzyl cis-2,6-dimethylpiperazine-1-carboxylate was prepared from 2,6-difluoro-4-hydroxybenzyl alcohol, 2,4-difluorobenzyl chloride and 1-chlorocarbonyl-2,6-dimethyl-4-tert-butoxycarbonylpiperazine according to the methods

described for Example 54 and 121 to give the product as a yellow oil: δ_H (400 MHz; d_6 -DMSO) 1.26 (6H, d, J 6.9 Hz), 2.75-2.90 (4H, m), 4.10 (2H, br), 4.98 (2H, s), 5.20 (2H, s), 6.85 (1H, m), 6.98 (2H, m) and 7.10-7.30 (3H, m), NH not observed; HPLC (XTERRA, 50/80%, 220nm) 93.8% (5.68 min).

5

Example 147

2-Fluoro-5-(3,4-difluorobenzyl)oxybenzyl cis-2,6-dimethylpiperazine-1-carboxylate was prepared from 2,6-difluoro-4-hydroxybenzyl alcohol, 3,4-difluorobenzyl chloride and 1-chlorocarbonyl-2,6-dimethyl-4-tert-butoxycarbonylpiperazine according to the methods described for Example 54 and 121 to give the product as a yellow oil: δ_H (400 MHz; d_6 -DMSO) 1.29 (6H, d, J 6.9 Hz), 2.77-2.90 (4H, m), 4.10 (2H, br), 5.04 (2H, s), 5.18 (2H, s), 6.80-7.02 (5H, m) and 7.42 (1H, m), NH not observed; HPLC (XTERRA, 50/80%, 220nm) 89.5% (5.5 min).

15

Example 148

2,6-Difluoro-4-(3-furylmethyl)oxybenzyl cis-2,6-dimethylpiperazine-1-carboxylate fumarate

2,6-Difluoro-4-(furan-3-methoxy)benzyl alcohol: to a stirred solution of 3-furan-methanol (1.0 g) and triethylamine (2.1 ml) in dichloromethane (30 ml) at 0 °C was added dropwise methanesulfonyl chloride (0.9 ml). The mixture was stirred for 30 min. then warmed to room temperature and stirred for a further 2 h. The mixture was partitioned between ether (100 ml) and water (100 ml). The organic layer was washed (water, brine), dried (sodium sulfate) and concentrated in vacuo to give a pale yellow oil (0.77 g). To the oil were added 2,6-difluoro-4-hydroxybenzyl alcohol (0.56 g), cesium carbonate (1.1 g) and DMF (30 ml). The mixture was stirred for 18 h then partitioned between ethyl acetate (20 ml) and water (50 ml). The layers were separated; the aqueous layer was extracted with more ethyl acetate (20 ml). The combined organic layers were washed (water, brine), dried (sodium sulfate) and concentrated in vacuo. The residue was purified by flash column chromatography [SiO_2 : isohexane – ethyl acetate (3:1)] to give the product as a clear oil (0.16 g); δ_H (400 MHz, $CDCl_3$) 7.51 (1H, d, J 1 Hz), 7.45 (1H, t, J 2 Hz), 6.54 (1H

30

t, J 4 Hz), 6.50 (1H, t, J 4 Hz), 6.47 (1H, d, J 1.5 Hz), 4.91 (2H, s) and 4.71 (2H, d, J 6.5 Hz); HPLC (XTERRA, 50/80, 220 nm) 1.76 min (74%).

2,6-Difluoro-4-(3-furanmethoxy)benzyl-2,6-dimethylpiperazine-1-carboxylate fumarate:
to a stirred suspension of sodium hydride (60%, 0.015 g) in DMF (1 ml) was added
5 dropwise a solution of 2,6-difluoro-4-(furan-3-methoxy)benzyl alcohol (0.06 g) and cis 1-chlorocarbonyl-2,6-dimethyl-4-tert-butoxycarbonylpiperazine (0.07 g) in DMF (2 ml).
The mixture was stirred for 2 h then partitioned between ethyl acetate (20 ml) and water (20 ml). The organic layer was washed (water, brine), dried (sodium sulfate) and concentrated in vacuo to give a yellow oil (0.11 g). To the residue were added methanol (2
10 ml) and hydrogen chloride in dioxane (4M, 0.3 ml). The mixture was stirred for 4 h then partitioned between water (20 ml) and ether (20 ml). The aqueous layer was basified with aqueous sodium hydroxide solution (2M, 5 ml) and extracted with ethyl acetate (20 ml).
The ethyl acetate layer was washed (water, brine), dried (sodium sulfate) and concentrated in vacuo to give a pale oil (0.036 g). To the oil were added fumaric acid (0.013 g) and 2-
15 propanol (1 ml). The mixture was heated to reflux then cooled to room temperature and diluted with ether (5 ml). The emerging precipitate was filtered-off, washed (ether) and dried to give the product as a white solid (0.027 g); δ_H (400 MHz, DMSO- d_6) 7.81 (1H, t, J 1.5 Hz), 7.67 (1H, t, J 2 Hz), 6.86 (1H, t, J 3 Hz), 6.82 (1H, t, J 3 Hz), 6.59 (2H, s), 6.57 (1H, d, J 1.5 Hz), 5.04 (2H, s), 5.01 (2H, s), 3.95-3.86 (2H, m), 2.80-2.65 (4H, m) and 1.16
20 (6H, d, J 7 Hz); HPLC (XTERRA, 50/80, 220 nm) 82% (4.00 min).

:

Example 149

(+/-)-2,6-Difluoro-4-(3-furylmethyl)oxybenzyl 2-ethylpiperazine-1-carboxylate fumarate
was prepared from 1-chlorocarbonyl-2,6-dimethyl-4-tert-butoxycarbonylpiperazine (0.07
25 g), and 2,6-difluoro-4-(furan-3-methoxy)benzyl alcohol (0.06 g) according to the
procedures described for Example 148 to give the product as a white solid (0.03 g); δ_H (400 MHz, DMSO- d_6) 7.81 (1H, d, J 1 Hz), 7.67 (1H, t, J 2 Hz), 6.86 (1H, t, J 3.5 Hz), 6.82 (1H, t, J 3.5 Hz), 6.57 (3H, s), 4.07 (1H, d, J 11 Hz), 5.01 (2H, s), 5.00 (1H, d, J 11 Hz), 3.81 (1H, m), 2.91-2.80 (4H, m), 2.74-2.66 (1H, m), 2.59-2.50 (1H, m), 1.76-1.63 (1H, m), 1.61-1.48
30 (1H, m) and 0.73 (3H, t, J 7.5 Hz); HPLC (XTERRA, 50/80, 220 nm) 86% (3.71 min).

Example 150

(+/-)-Piperazine-1-carboxylic acid 2,6-difluoro-4-(tetrahydro-furan-2-ylmethoxy)-benzyl ester fumarate

(+/-)-[2,6-Difluoro-4-(tetrahydro-furan-2-ylmethoxy)-phenyl]-methanol: a stirred
5 mixture of 2,6-difluoro-4-hydroxybenzyl alcohol (0.5 g), (+/-)-tetrahydrofurfuryl bromide (0.36 ml), cesium carbonate (0.56 g) and sodium iodide (0.005 g) in DMF (5 ml) was heated to 60 °C for 18 h then cooled to room temperature. The mixture was partitioned between ethyl acetate (30 ml) and aqueous sodium hydroxide solution (2M, 30 ml). The organic layer was washed (water, brine), dried (sodium sulfate) and concentrated in vacuo.
10 The residue was purified by flash column chromatography [SiO₂; isohexane – ethyl acetate (4:1)] to give the product as a clear oil (0.17 g); δ_H (400 MHz, CDCl₃) 6.50 (1H, t, J 3.5 Hz), 6.46 (1H, t, J 3.5 Hz), 4.69 (2H, d, J 6.5 Hz), 4.28-4.21 (1H, m), 3.92 (2H, d, J 5 Hz), 3.92 (1H, dd, J 15, 6.5 Hz), 3.83 (1H, dt, J 15, 6.5 Hz), 2.12-2.03 (1H, m), 2.00-1.90 (2H, m), 1.83 (1H, t, J 6 Hz) and 1.78-1.69 (1H, m); HPLC (XTERRA, 50/80, 220 nM) 98%
15 (0.91 min).

(+/-)-Piperazine-1-carboxylic acid 2,6-difluoro-4-(tetrahydro-furan-2-ylmethoxy)-benzyl ester fumarate was prepared from 1-chlorocarbonyl-4-tert-butoxycarbonylpiperazine (0.076 g), and (+/-)-[2,6-Difluoro-4-(tetrahydro-furan-2-ylmethoxy)-phenyl]-methanol (0.075 g) according to the procedures described for Example 148 to give the product as a
20 white solid (0.058 g); m.p. 199°C (decomp.); Found: C, 52.81; H, 5.65; N, 5.78%.
C₂₁H₂₆F₂N₂O₈·0.25H₂O requires: C, 52.88; H, 5.60; N, 5.87%.

Example 151

(+/-)-Piperazine-1-carboxylic acid 2-fluoro-4-(tetrahydro-furan-2-ylmethoxy)-benzyl
25 ester fumarate

(+/-)-[2-Fluoro-4-(tetrahydro-furan-2-ylmethoxy)-phenyl]-methanol was prepared from 2-fluoro-5-hydroxybenzyl alcohol (0.50 g) and (+/-)-tetrahydrofurfuryl bromide (0.40 ml) according to the procedure described for Example 150 to give the product as a clear oil (0.17 g); δ_H (400 MHz, CDCl₃) δ_H 6.98 (1H, q, J 3 Hz), 6.94 (1H, t, J 9 Hz), 6.79 (1H, dt, J
30 9, 3 Hz), 4.71 (2H, d, J 4.5 Hz), 4.25 (1H, tt, J 7, 5 Hz), 3.94 (1H, dt, J 8.5, 6.5 Hz), 3.93

(2H, d, J 5 Hz), 3.82 (1H, dt, J 8.5, 7 Hz), 2.11-2.03 (1H, m), 2.01-1.88 (2H, m) and 1.80-1.71 (1H, m); HPLC (XTERRA, 50/80, 220 nM) 96% (0.88 min).

(+/-)-Piperazine-1-carboxylic acid 2-fluoro-4-(tetrahydro-furan-2-ylmethoxy)-benzyl ester fumarate was prepared from (+/-)-[2-Fluoro-4-(tetrahydro-furan-2-ylmethoxy)-phenyl]-methanol (0.075 g) and 1-chlorocarbonyl-2,6-dimethyl-4-tert-butoxycarbonylpiperazine (0.092 g) using the procedures described in Example 148 to give the product as a white, crystalline solid (0.086 g); m.p. 141-147°C (decomp.); Found: C, 57.01; H, 6.58; N, 5.98%. $C_{21}H_{27}FN_2O_8$ requires: C, 57.25; H, 6.48; N, 5.81%.

10

Example 152

2,6-Difluoro-4-(3-thienylmethyl)oxybenzyl cis-2,6-dimethylpiperazine-1-carboxylate fumarate

[2,6-Difluoro-4-(thiophen-3-ylmethoxy)-phenyl]-methanol: to a stirred solution of thiophene-3-methanol (1.0 g) and triethylamine (1.8 ml) in DCM (10 ml) at 0 °C was added dropwise methanesulfonyl chloride (0.75 ml). The mixture was warmed to room temperature and stirred for 2 h then washed with water (20 ml), filtered through a PTFE membrane and concentrated in vacuo. To the residue were added 2,6-difluoro-4-hydroxybenzyl alcohol (0.5 g), cesium carbonate (0.75 g), sodium iodide (0.01 g) and DMF (5 ml). The mixture was heated to 60 °C and stirred for 18 h. The mixture was cooled to room temperature then partitioned between ethyl acetate (40 ml) and water (20 ml). The organic layer was washed (water), dried (sodium sulfate) and concentrated in vacuo. The residue was purified by flash column chromatography [SiO_2 ; isohexane – ethyl acetate (4:1)] to give the product as a clear oil (0.68 g); δ_H (400 MHz, $CDCl_3$) 7.35 (1H, dd, J 5, 3 Hz), 7.31 (1H, m), 7.12 (1H, dd, J 5, 1.5 Hz), 6.54 (1H, t, J 3.5 Hz), 6.50 (1H, t, J 3.5 Hz), 5.04 (2H, s) and 4.70 (2H, d, J 6 Hz); HPLC (XTERRA, 50/80, 220 nM) 94% (2.51 min).

2,6-Difluoro-4-(3-thienylmethyl)oxybenzyl cis-2,6-dimethylpiperazine-1-carboxylate fumarate was prepared from [2,6-difluoro-4-(thiophen-3-ylmethoxy)-phenyl]-methanol (0.15 g) and cis 1-chlorocarbonyl-2,6-dimethyl-4-tert-butoxycarbonylpiperazine (0.16 g) according to the procedures described in Example 148 to give the product as a white, crystalline solid (0.084 g); m.p. 162-186°C (decomp.); δ_H (400 MHz, $DMSO-d_6$) 7.61 (1H,

30

m), 7.56 (1H, dd, J 5, 3 Hz), 7.17 (1H, dd, J 5, 1 Hz), 5.14 (2H, s), 5.04 (2H, s), 3.90 (2H, m), 2.76 (2H, t, J 11 Hz), 2.68 (2H, dd, J 12, 4.5 Hz) and 1.16 (6H, d, J 7 Hz).

Example 153

5 2,6-Difluoro-4-(3-thienylmethyl)oxybenzyl piperazine-1-carboxylate fumarate was prepared from [2,6-difluoro-4-(thiophen-3-ylmethoxy)-phenyl]-methanol (0.15 g) and 1-chlorocarbonyl-4-tert-butoxycarbonylpiperazine (0.15 g) according to the procedures described for Example 148 to give the product as a white, crystalline solid (0.084 g); m.p. 161-162°C (decomp.); δ_H (400 MHz, DMSO- d_6) 7.62 (1H, dd, J 3, 1.5 Hz), 7.57 (1H, dd, J
10 5, 3 Hz), 7.17 (1H, dd, J 5, 1.5 Hz), 6.87 (1H, t, J 3.5 Hz), 6.83 (1H, t, J 3.5 Hz), 6.54 (2H, s), 5.14 (2H, s), 5.04 (2H, s), 3.35 (4H, m) and 2.77 (4H, m).

Example 154

(R)-2,6-Difluoro-4-(3-thienylmethyl)oxybenzyl 2-methylpiperazine-1-carboxylate
15 fumarate was prepared from [2,6-difluoro-4-(thiophen-3-ylmethoxy)-phenyl]-methanol (0.15 g) and (R) 1-chlorocarbonyl-2-methyl-4-tert-butoxycarbonylpiperazine (0.15 g) according to the procedures described for Example 148 to give the product as a white, crystalline solid (0.028 g); m.p. 121-143°C (decomp.); δ_H (400 MHz, DMSO- d_6) 7.62 (1H, dd, J 3, 1.5 Hz), 7.57 (1H, dd, J 5, 3 Hz), 7.17 (1H, dd, J 5, 1 Hz), 6.87 (1H, t, J 3.5 Hz), 6.83
20 (1H, t, J 3.5 Hz), 6.57 (2H, s), 5.14 (2H, s), 5.07 (1H, d, J 12 Hz), 5.01 (1H, d, J 12 Hz), 4.04 (1H, m), 3.63 (1H, m), 3.00-2.86 (3H, m), 2.76 (1H, m), 2.54 (1H, m) and 1.13 (3H, d, J 7 Hz).

Example 155

25 (+/-)-2,6-Difluoro-4-(3-thienylmethyl)oxybenzyl 2-ethylpiperazine-1-carboxylate fumarate was prepared from [2,6-difluoro-4-(thiophen-3-ylmethoxy)-phenyl]-methanol (0.15 g) and (+/-) 1-chlorocarbonyl-2-ethyl-4-tert-butoxycarbonylpiperazine (0.16 g) according to the procedures described for Example 148 to give the product as a white, crystalline solid (0.057 g); m.p. 133-134°C (decomp.); δ_H (400 MHz, DMSO- d_6) 7.61 (1H,

dd, J 3, 1.5 Hz), 7.56 (1H, dd, J 5, 3 Hz), 7.17 (1H, dd, J 4.5, 1 Hz), 5.14 (2H, s), 5.06 (1H, d, J 12 Hz), 5.01 (1H, d, J 12 Hz), 3.92-3.66 (2H, m), 2.94-2.80 (3H, m), 2.76-2.66 (1H, m), 2.62-2.50 (1H, m), 1.78-1.64 (1H, m), 1.63-1.48 (1H, m) and 0.72 (3H, d, J 7.5 Hz).

5

Example 156

cis-2,6-Dimethyl-piperazine-1-carboxylic acid 2,6-difluoro-4-(5-methyl-isoxazol-3-ylmethoxy)-benzyl ester was prepared from 2,6-difluoro-4-hydroxybenzyl alcohol, 3-chloromethyl-5-methyl-isoxazole and 1-chlorocarbonyl-cis-2,6-dimethyl-4-tert-butoxycarbonylpiperazine according to the procedures described for Example 54 and 121 to give the product as a yellow oil: δ_{H} (400 MHz; d_6 -DMSO) 1.14 (6H, d, J 6.5 Hz), 2.41 (H, d, J 1.0 Hz), 2.63 (2H, dd, J 12, 4.5 Hz), 2.68 (2H, d, J 12 Hz), 3.80-3.88 (2H, m), 5.04 (2H, s), 5.21 (2H, s), 6.34 (1H, d, J 1.0 Hz), and 6.84-6.92 (2H, m); HPLC (XTERRA, 50/80%, 220 nm) 96.8% (2.38 min).

15

Example 157

cis-2,6-Dimethyl-piperazine-1-carboxylic acid 2,6-difluoro-4-(5-methyl-3-phenyl-isoxazol-4-ylmethoxy)-benzyl ester was prepared from 2,6-difluoro-4-hydroxybenzyl alcohol, (5-methyl-3-phenyl-isoxazol-4-yl)-methanol and 1-chlorocarbonyl-cis-2,6-dimethyl-4-tert-butoxycarbonylpiperazine according to the procedures described for Example 54 and 121 to give the product as a yellow oil: δ_{H} (400 MHz; d_6 -DMSO) 1.15 (6H, d, J 7.0 Hz), 2.53 (3H, s), 2.62 (2H, dd, J 12.0, 4.5 Hz), 2.68 (2H, d, J 12.0 Hz), 3.80-3.88 (2H, m), 5.01-5.08 (4H, m), 6.84-6.91 (2H, m), 7.48-7.53 (3H, m) and 7.64-7.68 (2H, m).

Example 158

(+/-)-2-Fluoro-5-(2-propenyl)oxybenzyl 2-ethylpiperazine-1-carboxylate fumarate was prepared from 2-fluoro-5-hydroxybenzyl alcohol, allyl bromide and (+/-)-2-ethyl-1-chlorocarbonyl-4-tert-butoxycarbonylpiperazine according to the procedures described for Example 148 to give the product as a white solid (5.1%); HPLC (XTERRA, 50-80%, 220 nm) 96.8% (2.30 min); NMR δ_{H} (400 MHz, DMSO- d_6) 0.765 (2H, t, J 7.5 Hz), 1.650

(2H, m), 2.708 (1H, m), 2.878 (2H, bt), 3.767 (1H, bd), 3.883 (1H, bs), 4.536 (2H, d, J 5.0 Hz), 5.069 (2H, q), 5.247 (1H, bd), 5.377 (1H, bd), 6.013 (1H, m), 6.586 (2H, s), 6.955 (2H, m) and 7.138 (1H, t, J 9.0 Hz).

5

Example 159

2-Fluoro-5-(2-propenyl)oxybenzyl piperazine-1-carboxylate fumarate was prepared from 2-fluoro-5-hydroxybenzyl alcohol, allyl bromide and 1-chlorocarbonyl-4-tert-butoxycarbonylpiperazine according to the procedures described for Example 148 to give the product as a white solid (8.5%); HPLC (XTERRA, 50-80%, 220 nm) 98% (1.29 min);
10 NMR δ_H (400MHz, DMSO- d_6) 2.774(4H, bs), 3.381(4H, bs), 4.545(2H, d), 5.072(2H, s), 5.251(1H, m), 5.378(1H, m), 6.018(1H, m), 6.557(2H, s), 6.964(2H, m) and 7.139(1H, t, J 9.0 Hz).

Example 160

15 2,6-Difluoro-4-(2-thienylmethyl)oxybenzyl piperazine-1-carboxylate fumarate was prepared from 2,6-difluoro-4-hydroxybenzyl alcohol, 2-thiophenemethanol and 1-chlorocarbonyl-4-tert-butoxycarbonylpiperazine according to the procedures described for Example 152 to give the product as a white solid (0.6%); HPLC (XTERRA, 50-80%, 220 nm) 90.6% (3.53 min); NMR δ_H (400 MHz, DMSO- d_6) 2.852(4H, bs), 3.400(4H, bs),
20 5.058(2H, s), 5.354(2H, s), 6.589(6H, s), 6.884(2H, d, J 10 Hz), 7.052(1H, m), 7.249(1H, bd) and 7.583(1H, dd, J 1.5, 5.0 Hz).

Example 161

(R)-2,6-Difluoro-4-(2-thienylmethyl)oxybenzyl 2-methylpiperazine-1-carboxylate
25 fumarate was prepared from 2,6-difluoro-4-hydroxybenzyl alcohol, 2-thiophenemethanol and (R) 1-chlorocarbonyl-2-methyl-4-tert-butoxycarbonylpiperazine according to the procedures described for Example 152 to give the product as a white solid (0.24%); HPLC (XTERRA, 50/80%, 220 nm) 100% (4.36 min); NMR δ_H (400 MHz, DMSO- d_6) 1.128(3H,

d, J 7.0 Hz), 2.931(1H, bm), 3.655(4H, bd), 4.073(2H, bs), 5.036(2H, q), 5.340(2H, s), 6.60(4H, s), 6.880(1H, d, J 7.0 Hz), 7.051(1H, m), 7.248(2H, m) and 7.581(1H, m).

Example 162

- 5 cis-2,6-Dimethyl-piperazine-1-carboxylic acid 2,6-difluoro-4-(thiophen-2-ylmethoxy)-benzyl ester fumarate was prepared from 2,6-difluoro-4-hydroxybenzyl alcohol, 2-thiophenemethanol and 1-chlorocarbonyl-cis-2,6-dimethyl-4-tert-butoxycarbonylpiperazine according to the procedures described for Example 152 to give the product as a white solid (1.8%); HPLC (XTERRA, 50/80%, 220 nm) 94% (5.05 min);
- 10 NMR δ_H (400 MHz, DMSO- d_6) 1.160(6H, d, J 7.0 Hz), 2.733(4H, bm), 3.912(2H, bs), 5.042(2H, s), 5.348(2H, s), 6.611(3H, s), 6.884(2H, d, J 10 Hz), 7.050(1H, m), 7.242(1H, m) and 7.582(1H, dd, J 1.5, 5.0 Hz).

Example 163

- 15 5-Butylaminocarbonyloxy-2-fluorobenzyl cis-2,6-dimethylpiperazine-1-carboxylate hydrochloride
- 5-Butylaminocarbonyloxy-2-fluorobenzyl-4-tert-butoxycarbonyl-cis-2,6-dimethylpiperazine-1-carboxylate was prepared from 5-hydroxy-2-fluorobenzyl-4-tert-butoxycarbonyl-cis-2,6-dimethylpiperazine-1-carboxylate and butyl isocyanate according
- 20 to the method described for Example 139 to give the product as a colourless gum (0.177 g, 92%); Rf (Silica, isopropyl ether) 0.175; δ_H (400 MHz, CDCl₃) 7.14 (1H, m), 7.07-7.01 (2H, m), 5.18 (2H, s), 5.01 (1H, br), 4.20 (2H, br), 3.95 (1H, br), 3.26 (2H, m, J 7 Hz), 2.96 (2H, br), 1.56 (2H, m, J 7.2 Hz), 1.48 (9H, s), 1.39 (2H, m, J 8 Hz), 1.23 (6H, d, J 7.0 Hz), and 0.96 (3H, t, J 7.3 Hz).
- 25 5-Butylaminocarbonyloxy-2-fluorobenzyl cis-2,6-dimethylpiperazine-1-carboxylate hydrochloride was prepared from 5-butylaminocarbonyloxy-2-fluorobenzyl-4-tert-butoxycarbonyl-cis-2,6-dimethylpiperazine-1-carboxylate according to the procedure described in Example 52 to give the product as a white solid (0.1223 g, 85%); (Found: C, 54.6; H, 7.1; N, 9.9%. C₁₉H₂₈FN₃O₄.HCl requires C, 54.6; H, 7.0; N, 10.05%); NMR δ_H
- 30 (400 MHz, DMSO- d_6) 9.7 (1H, br), 9.3 (1H, br), 7.76 (1H, t, J 5.6 Hz), 7.24 (1H, t, J 9.2

Hz), 7.20 (1H, m), 7.12 (1H, m, J 4.0 Hz), 5.15 (2H, s), 4.30 (2H, m), 3.15 (2H, d, J 13 Hz), 3.09-3.02 (4H, m), 1.45 (2H, m, J 7.2 Hz), 1.36-1.29 (8H, m, J 7.2 Hz), and 0.89 (3H, t, J 7.2 Hz).

5

Example 164

2-Fluoro-5-(2-propynyl)oxybenzyl cis-2,6-dimethylpiperazine-1-carboxylate hydrochloride

2-Fluoro-5-(2-propynyl)oxybenzyl-4-tert-butoxycarbonyl-cis-2,6-dimethylpiperazine-1-carboxylate was prepared from 5-hydroxy-2-fluorobenzyl-4-tert-butoxycarbonyl-cis-2,6-dimethylpiperazine-1-carboxylate and propargyl bromide to give the product as a
10 colourless gum (0.191 g, >100%). R_f (Silica, isopropyl ether) 0.25; δ_{H} (400 MHz, CDCl₃) 7.00-6.98 (2H, m), 6.90 (1H, m), 5.18 (2H, s), 4.66 (2H, d, J 0.24 Hz), 4.21 (2H, m, J 5.6 Hz), 3.95 (2H, br), 2.97 (2H, br), 2.51 (1H, t, J 0.24 Hz), 1.48 (9H, s), and 1.24 (6H, d, J 6.8 Hz).

15 2-Fluoro-5-(2-propynyl)oxybenzyl cis-2,6-dimethylpiperazine-1-carboxylate hydrochloride as prepared from 2-fluoro-5-(2-propynyl)oxybenzyl-4-tert-butoxycarbonyl-cis-2,6-dimethylpiperazine-1-carboxylate according to the procedures described in Example 52 to give the product as a white solid (0.1352 g, 95% overall); ν_{max} (diffuse reflectance)/cm⁻¹ 3507, 3292, 3242, 2125, 1700, 1594, 1506, and 1209; δ_{H} (400
20 MHz, DMSO-*d*₆) 10.0-9.0 (2H, br), 7.19 (1H, t, J 9.2 Hz), 7.06 (1H, m), 7.00 (1H, m), 5.13 (2H, s), 4.79 (2H, d, J 0.24 Hz), 4.31 (2H, m, J 6 Hz), 3.57 (1H, t, J 0.24 Hz), 3.15 (2H, d, J 13.2 Hz), 3.07 (2H, dd, J 5 and 13.2 Hz), and 1.31 (6H, d, J 7.2 Hz).

Example 165

25 5-(5-[2,1,3]Benzothiadiazolylmethyl)oxy-2-fluorobenzyl cis-2,6-dimethylpiperazine-1-carboxylate was prepared from 2-fluoro-5-hydroxybenzyl alcohol, 5-[2,1,3]benzothiadiazolylmethyl chloride and 1-chlorocarbonyl-cis-2,6-dimethyl-4-tert-butoxycarbonylpiperazine according to the procedures described for Examples 121 and 54 to give the product as a yellow oil: δ_{H} (400 MHz, DMSO-*d*₆) 1.25 (6H, d, J 7.0 Hz), 2.78-

2.95 (4H, m), 4.10 (2H, br), 5.20 (2H, s), 5.22 (2H, s), 6.90-7.08 (3H, m), 7.65 (1H, m) and 8.03 (2H, m), NH not observed; HPLC (XTERRA, 50/80%, 220nm) 90.7% (4.84 min).

Example 166

5 2-Fluoro-5-(3-fluorobenzyl)oxybenzyl cis-2,6-dimethylpiperazine-1-carboxylate was prepared from 2-fluoro-5-hydroxybenzyl alcohol, 3-fluorobenzyl bromide and 1-chlorocarbonyl-cis-2,6-dimethyl-4-tert-butoxycarbonylpiperazine according to the procedures described for Examples 121 and 54 to give the product as a yellow oil: δ_H (400 MHz, DMSO- d_6) 1.28 (6H, d, J 6.9 Hz), 2.77-2.90 (4H, m), 4.10 (2H, br), 5.03 (2H, s),
10 5.17 (2H, s), 6.85 (1H, m), 6.95-7.10 (3H, m), 7.15 (2H, m) and 7.35 (1H, m), NH not observed; HPLC (XTERRA, 50/80%, 220nm) 85% (4.83 min).

Example 167

(R)-2-Fluoro-5-pentyloxybenzyl 2-methylpiperazine-1-carboxylate was prepared from 2-
15 fluoro-5-hydroxybenzyl alcohol, 1-iodopentane and (R) 2-methylpiperazine resin according to the procedures described for Example 126 to give the product as a yellow oil: δ_H (400 MHz, DMSO- d_6) 0.89 (3H, t, J 7.0 Hz), 1.24 (3H, d, J 7.1 Hz), 1.30-1.45 (4H, m), 1.70 (2H, pent, J 6.7 Hz), 2.90 (1H, m), 3.0-3.20 (4H, m), 3.92 (3H, m), 4.38 (1H, m), 5.07 (1H, d, J 12.5 Hz), 5.12 (1H, d, J 12.5 Hz), 6.93 (1H, m), 6.98 (1H, m), 7.14 (1H, m), 8.90
20 (1H, br) and 9.40 (1H, br); HPLC (XTERRA, 50/80%, 220nm) 84.6% (4.85 min).

Example 168

5-(Cyclopropylmethyl)oxy-2-fluorobenzyl cis-2,6-dimethylpiperazine-1-carboxylate
fumarate was prepared from 2-fluoro-5-hydroxybenzyl alcohol, cyclopropylmethyl
25 bromide and 1-chlorocarbonyl-cis-2,6-dimethyl-4-tert-butoxycarbonylpiperazine according to the procedures described for Examples 121 and 54 to give the product as a white solid: δ_H (400 MHz, DMSO- d_6) 7.13 (1H, t, J 9 Hz), 6.95 (1H, q, J 3 Hz), 6.90 (1H, dt, J 9, 3.5 Hz), 6.58 (2H, s), 5.08 (2H, s), 3.98 (2H, m), 3.78 (2H, d, J 7 Hz), 2.80 (2H, d, J

12 Hz), 2.72 (2H, dd, J 12, 4.5 Hz), 1.20 (6H, d, J 7 Hz), 0.56 (2H, ddd, J 8, 6, 4.5 Hz) and 0.30 (2H, dt, J 6, 4.5 Hz).

Example 169

- 5 (R)-2-Methyl-piperazine-1-carboxylic acid 2-fluoro-5-(2-thiophen-2-yl-ethoxy)-benzyl ester fumarate

2-Fluoro-5-[2-(2-thienyl)]ethoxybenzyl alcohol was prepared from 2-thiophene-ethanol (0.5 g) and 2-fluoro-5-hydroxybenzyl alcohol according to the procedure described in Example 152 to give the product as a clear oil (0.12 g); δ_H (400 MHz, $CDCl_3$) 7.16 (1H, dd, 10 J 5, 1.5 Hz), 6.98-6.92 (3H, m), 6.91 (1H, m), 6.78 (1H, dt, J 9, 3.5 Hz), 4.70 (2H, d, J 6 Hz), 4.15 (2H, t, J 6.5 Hz) and 3.28 (2H, dt, J 6.5, 1 Hz); HPLC (XTERRA, 50/80%, 220 nm) 97% (3.49 min).

- (R)-2-Methyl-piperazine-1-carboxylic acid 2-fluoro-5-(2-thiophen-2-yl-ethoxy)-benzyl ester fumarate was prepared from 2-fluoro-5-[2-(2-thienyl)]ethoxybenzyl alcohol and (R) 15 1-chlorocarbonyl-2-methyl 4-tert-butoxycarbonylpiperazine according to the procedures described in Example 152 to give the product as a white, crystalline solid (0.047 g); δ_H (400 MHz, $DMSO-d_6$) 7.53 (1H, dd, J 5, 1 Hz), 7.25-7.09 (3H, m), 7.02 (1H, m), 6.91 (1H, m), 6.58 (2H, s), 4.74 (2H, s), 4.56 (2H, s), 4.26 (1H, m), 3.82 (1H, m), 3.14 (1H, m), 3.00 (1H, m), 2.91-2.80 (2H, m), 2.67 (1H, m) and 1.28 (3H, d, J 6.5 Hz); HPLC (XTERRA, 50/80%, 20 220nm) 99% (4.15 min).

Example 170

cis-2,6-Dimethyl-piperazine-1-carboxylic acid 3-bromo-2,6-difluoro-benzyl ester hydrochloride

- 25 1-Bromo-3-(bromomethyl)-2,4-difluoro-benzene

1-Bromo-2,4-difluoro-3-methyl-benzene (22 g, 0.106 M) and N-bromosuccinimide (22.7 g, 0.128 M) were dissolved in tetrachloromethane (800 mL). Dibenzoylperoxide (0.52 g, 2 mM) was added and the mixture was irradiated for 1 h. Succinimide was removed by

filtration of the cooled mixture and the filtrate was washed with water. The water phase was extracted with dichloromethane. Organic phases were pooled, dried with MgSO_4 and and evaporated to yield a yellowish oil (32 g). The residue was purified by column chromatography (silica gel; n-hexane) to yield 28.4 g (94%) of the title compound as a colorless oil. MS (EI): 286.0 (M)⁺.

(3-Bromo-2,6-difluoro-phenyl)-methanol

1-Bromo-3-(bromomethyl)-2,4-difluoro-benzene (45.2 g, 0.158 M) was dissolved in dioxane (800 mL), water (800 mL) and calcium carbonate (80 g, 0.80 M) were added and the mixture was refluxed for 16 h. The mixture was cooled, acidified with 2N HCl and extracted with dichloromethane. Organic phases were pooled, dried with Na_2SO_4 and and evaporated to yield a brownish oil (40.3 g). The residue was purified by column chromatography (silica gel; n-hexane/ethyl acetate 9:1) to yield 31.2 g (88%) of the title compound as a colorless solid. MS (EI): 224.0 (M)⁺.

cis-2,6-Dimethyl-piperazine-1,4-dicarboxylic acid 4-tert-butyl ester 1-(3-bromo-2,6-difluoro-benzyl) ester

The compound was prepared from (3-bromo-2,6-difluoro-phenyl)-methanol and 4-chlorocarbonyl-cis-3,5-dimethyl-piperazine-1-carboxylic acid tert-butyl ester according to the procedures described in Example 121 and 54 to give the product as a colorless oil (9.75 g); MS (ISP): 482.3 (M+ NH_4)⁺.

cis-2,6-Dimethyl-piperazine-1-carboxylic acid 3-bromo-2,6-difluoro-benzyl ester hydrochloride

The compound was prepared from cis-2,6-dimethyl-piperazine-1,4-dicarboxylic acid 4-tert-butyl ester 1-(3-bromo-2,6-difluoro-benzyl) ester according to the procedures described in Example 121 and 54 to give the product as a colorless solid (0.159 g); m.p.: 207-210°C; MS (ISP): 365.1 (M+H)⁺.

Example 171

cis-2,6-Dimethyl-piperazine-1-carboxylic acid 2,4-difluoro-2'-methoxy-biphenyl-3-ylmethyl ester

A mixture of 46.33 mg (0.1 mmol) cis-2,6-dimethyl-piperazine-1,4-dicarboxylic acid 1-(3-bromo-2,6-difluoro-benzyl) ester 4-tert-butyl ester, 16.71 mg (0.11 mmol) 2-methoxyphenylboronic acid, 3.65 mg (0.005 mmol) dichloro (1,1'-bis(diphenylphosphino) ferrocene)palladium (II) dichloromethane adduct and 0.11 ml of
5 a 2M Na₂CO₃ aq. solution in 1.2 ml dioxane was heated for 17 h to 85°C. The mixture was filtered and 0.15 ml 4N HCl in dioxane was added and the mixture heated for 3 h to 65°C. After cooling to ambient temperature 0.2 ml triethylamine and water were added to dissolve the mixture. The solution was subjected to reversed phase preparative HPLC eluting with a water / acetonitrile gradient to yield after evaporation of the solvents 28.2
10 mg (66%) of the title compound. MS (ISP): 391 MH⁺

In analogy to Example 171 the following Examples 172-176 can be prepared from given starting material that is either commercially available or described in the literature:

15

Example 172

cis-2,6-Dimethyl-piperazine-1-carboxylic acid 2,4-difluoro-3',4'-dimethoxy-biphenyl-3-ylmethyl ester hydrochloride

Following the general procedure of example 171 the title compound was synthesised from cis-2,6-dimethyl-piperazine-1,4-dicarboxylic acid 1-(3-bromo-2,6-difluoro-benzyl) ester
20 4-tert-butyl ester and 3,4-dimethoxyphenyl boronic acid. MS (ISP): 421 MH⁺

Example 173

cis-2,6-Dimethyl-piperazine-1-carboxylic acid 2,4-difluoro-3'-hydroxy-4'-methoxy-biphenyl-3-ylmethyl ester hydrochloride

25 Following the general procedure of example 171 the title compound was synthesised from cis-2,6-dimethyl-piperazine-1,4-dicarboxylic acid 1-(3-bromo-2,6-difluoro-benzyl) ester 4-tert-butyl ester and 2-methoxy-5-(4,4,5,5-tetramethyl-[1,3,2]dioxaborolan-2-yl)-phenol. MS (ISP): 407 MH⁺

Example 174

cis-2,6-Dimethyl-piperazine-1-carboxylic acid 3'-amino-2,4-difluoro-biphenyl-3-ylmethyl ester hydrochloride

- 5 Following the general procedure of example 171 the title compound was synthesised from cis-2,6-dimethyl-piperazine-1,4-dicarboxylic acid 1-(3-bromo-2,6-difluoro-benzyl) ester 4-tert-butyl ester and 3-aminophenyl boronic acid. MS (ISP): 376 MH⁺

Example 175

- 10 cis-2,6-Dimethyl-piperazine-1-carboxylic acid 4'-acetyl-2,4-difluoro-biphenyl-3-ylmethyl ester hydrochloride

Following the general procedure of example 171 the title compound was synthesised from cis-2,6-dimethyl-piperazine-1,4-dicarboxylic acid 1-(3-bromo-2,6-difluoro-benzyl) ester 4-tert-butyl ester and 4-acetyl-phenylboronic acid. MS (ISP): 403 MH⁺

15

Example 176

cis-2,6-Dimethyl-piperazine-1-carboxylic acid 3'-acetyl-2,4-difluoro-biphenyl-3-ylmethyl ester hydrochloride

- Following the general procedure of example 171 the title compound was synthesised from
20 cis-2,6-dimethyl-piperazine-1,4-dicarboxylic acid 1-(3-bromo-2,6-difluoro-benzyl) ester 4-tert-butyl ester and 3-acetyl-phenylboronic acid. MS (ISP): 403 MH⁺

Example 177

(R)-2-Ethyl-piperazine-1-carboxylic acid 2,6-difluoro-3-methyl-benzyl ester

- 25 (R)-2-Ethyl-piperazine dihydrochloride:

(3R)-3-Ethyl-1-(phenylmethyl)-piperazine (30.7 g, 0.15 M) was dissolved in ethanol (650 mL), palladium on carbon (10%; 11.5 g) was added and the mixture was hydrogenated (3 bar) at room temperature. The catalyst was removed by filtration and 5.5 N HCl in Ethanol (60 mL) was added to the filtrate. The product crystallized and was filtered off after
5 evaporation of 400 mL of the solvent and subsequent addition of diethylether (400 mL). White solid (25.9 g; 92%); MS (EI): 114.2 (M)⁺.

(R)-3-Ethyl-piperazine-1-carboxylic acid tert-butyl ester:

(R)-2-Ethyl-piperazine dihydrochloride (25.9 g, 0.138 M) was dissolved in dichloromethane (700 mL) and cooled to 0°C. Triethylamine (48.2 mL, 0.346 M) was
10 added and subsequently di-tert-butyl-dicarbonate (30.2 g, 0.138 M) dissolved in dichloromethane (50 mL) was added within 30 min with cooling (0-5°C) and stirring. Stirring was continued for another 3 h at room temperature. The mixture was washed with water, the water phase was extracted twice with dichloromethane, organic phases were pooled, dried with Na₂SO₄ and evaporated to yield a colorless oil (31 g). The residue was
15 purified by column chromatography (silica gel; dichloromethane/methanol 90:10) to yield 26.5 g (89%) of a colorless oil. MS (ISP): 215.5 (M+H)⁺.

(R)-4-Chlorocarbonyl-3-ethyl-piperazine-1-carboxylic acid tert-butyl ester:

Bis-(trichloromethyl)-carbonate (13.9 g, 47 mM) was dissolved in dichloromethane (500
20 mL) and cooled to 0°C. A mixture of (R)-3-ethyl-piperazine-1-carboxylic acid tert-butyl ester (26.5 g; 0.124 M) and pyridine (10.9 mL, 0.136 M) in dichloromethane (150 mL) was added dropwise with stirring (0-3°C). Stirring was continued for another 1/2 h at room temperature. The mixture was washed with water and brine, the water phases were extracted with dichloromethane, organic phases were pooled, dried with Na₂SO₄ and
25 evaporated to yield a brown oil (34 g, 99%) which crystallized upon standing; MS (EI): 276.2 (M)⁺.

(R)-2-Ethyl-piperazine-1,4-dicarboxylic acid 4-tert-butyl ester 1-(3-bromo-2,6-difluoro-benzyl) ester:

The compound was prepared from (3-bromo-2,6-difluoro-phenyl)-methanol and (R)-4-
30 chlorocarbonyl-3-ethyl-piperazine-1-carboxylic acid tert-butyl ester according to the

procedures described in Example 121 and 54 to give the product as a colorless oil (9.22 g); MS (ISP): 480.3, 482.3 (M+H)⁺.

(R)-2-Ethyl-piperazine-1,4-dicarboxylic acid 4-tert-butyl ester 1-(2,6-difluoro-3-methyl-benzyl) ester:

- 5 A mixture of (R)-2-ethyl-piperazine-1,4-dicarboxylic acid 4-tert-butyl ester 1-(3-bromo-2,6-difluoro-benzyl) ester (226 mg), tetrakis(triphenylphosphine)palladium (56 mg), trimethylboroxine (122 mg) and potassium carbonate (200 mg) in dioxane (5 mL) was heated to reflux with stirring for 6 h. The cooled mixture was partitioned between water and ethylacetate. The water phase was extracted once with ethylacetate, organic
10 phases were pooled and dried with Na₂SO₄ to yield after evaporation a dark oil (259 mg). This residue was purified by column chromatography (silica gel; n-hexane/ethylacetate gradient) to yield 160 mg (82%) of a yellow oil. MS (ISP): 416.4 (M+H)⁺.

(R)-2-Ethyl-piperazine-1-carboxylic acid 2,6-difluoro-3-methyl-benzyl ester:

- (R)-2-Ethyl-piperazine-1,4-dicarboxylic acid 4-tert-butyl ester 1-(2,6-difluoro-3-methyl-
15 benzyl) ester (160 mg) was dissolved in methanol (3 mL), 500 µL 4 N HCl in dioxane was added and the mixture was stirred for 18 h at room temperature. The mixture was added to water (10 mL) made alkaline with 1 N NaOH and extracted with ethylacetate. Organic phases were pooled, dried with Na₂SO₄ and evaporated to give the product as a yellowish oil (120 mg); MS (ISP): 299.4 (M+H)⁺.

20

Example 178

(R)-2-Ethyl-piperazine-1-carboxylic acid 2,6-difluoro-benzyl ester

- This compound was prepared from (R)-4-chlorocarbonyl-3-ethyl-piperazine-1-carboxylic acid tert-butyl ester and 2,6-difluorobenzylalcohol via (R)-2-ethyl-piperazine-1,4-
25 dicarboxylic acid 4-tert-butyl ester 1-(2,6-difluoro-benzyl) ester according to the procedures described in Example 177 to give the product as a yellowish oil (69 mg); MS (ISP): 285.2 (M+H)⁺.

Example 179

(R)-2-Ethyl-piperazine-1-carboxylic acid 4-cyclopropylmethoxy-2,6-difluoro-benzyl ester

3,5-Difluoro-4-hydroxymethyl-phenol

- 3,5-Difluorophenol (67.2 g, 0.48 M) was added to a solution of potassium hydroxide (35.1 g, 0.53 M) in water (145 mL). The mixture was heated to 60°C and a mixture of
- 5 formaldehyde (74 mL, 36% in water) and water (145 mL) was added dropwise. The mixture was stirred for 20 h at 40°C. After cooling to 0-5°C concentrated HCl (60 mL, 36%) was added. The product precipitated, was filtered off and dried. Colorless solid (35.9 g, 41%); m.p.: 156-160°C dec.; MS (ISN): 159.2 (M-H)⁺.

4-Cyclopropylmethoxy-2,6-difluoro-benzylalcohol:

- 10 Sodium hydride (82 mg, 55 %, 1.87 mM) was added to a solution of 3,5-difluoro-4-hydroxymethyl-phenol (300 mg, 1.87 mM) in dimethylformamide (4 mL). After 1 h stirring at room temperature cyclopropylmethylbromide (135 mg, 1.87 mM) was added and stirring continued for 24 h. The mixture was partitioned between water and diethylether. Organic phases were pooled, washed with brine and dried with MgSO₄ to
- 15 yield after evaporation a yellow oil (673 mg). This residue was purified by column chromatography (silica gel; n-hexane/ethylacetate gradient) to yield 287 mg (71%) of the product as a yellowish oil. MS (EI): 214.1 (M)⁺.

(R)-2-Ethyl-piperazine-1,4-dicarboxylic acid 4-tert-butyl ester 1-(4-cyclopropylmethoxy-2,6-difluoro-benzyl) ester

- 20 A mixture of 4-cyclopropylmethoxy-2,6-difluoro-benzylalcohol (270 mg, 1.26 mM) and (R)-4-chlorocarbonyl-3-ethyl-piperazine-1-carboxylic acid tert-butyl ester (349mg, 1.26 mM) in dimethylformamide (2 mL) was added slowly to a suspension of sodium hydride (83 mg, 55%, 1.89 mM) in dimethylformamide (2 mL). The mixture was stirred at room temperature for 5 h and partitioned between water and diethylether. Organic phases were
- 25 pooled, washed with brine and dried with MgSO₄ to yield after evaporation a yellow oil (585 mg). This residue was purified by column chromatography (silica gel; n-hexane/ethylacetate gradient) to yield 406 mg (71%) of the product as a yellowish oil. MS (ISP): 477.3 (M+H)⁺.

(R)-2-Ethyl-piperazine-1-carboxylic acid 4-cyclopropylmethoxy-2,6-difluoro-benzyl ester

(R)-2-Ethyl-piperazine-1,4-dicarboxylic acid 4-tert-butyl ester 1-(4-cyclopropylmethoxy-2,6-difluoro-benzyl) ester (400 mg) was dissolved in methanol (5 mL), 1100 μ L 4 N HCl in dioxane was added and the mixture was stirred for 18 h at room temperature. The mixture was made alkaline with 2 N NaOH and eluted with ethylacetate over a column containing
5 10 g ChemElut CE1010. The filtrate was collected, solvent was evaporated to give a yellowish oil (237 mg). This residue was purified by column chromatography (silica gel; dichloromethane/methanol gradient) to yield 186 mg (59%) of the product as a colorless oil. MS (ISP): 355.4 (M+H)⁺.

10

Example 180

(R)-2-Ethyl-piperazine-1-carboxylic acid 2,6-difluoro-4-propoxy-benzyl ester

2,6-Difluoro-4-propoxy-benzylalcohol:

This compound was prepared from 3,5-difluoro-4-hydroxymethyl-phenol and
15 propylbromide according to the procedure described in Example 179 to give the product as a yellowish oil (168 mg, 44%); MS (EI): 202.1 (M)⁺.

(R)-2-Ethyl-piperazine-1,4-dicarboxylic acid 4-tert-butyl ester 1-(2,6-difluoro-4-propoxy-benzyl) ester

This compound was prepared from 2,6-difluoro-4-propoxy-benzylalcohol and (R)-4-chlorocarbonyl-3-ethyl-piperazine-1-carboxylic acid tert-butyl ester according to the
20 procedure described in Example 179 to give the product as a colorless oil (257 mg; 78%); MS (ISP): 465.4 (M+Na)⁺.

(R)-2-Ethyl-piperazine-1-carboxylic acid 2,6-difluoro-4-propoxy-benzyl ester

This compound was prepared from (R)-2-ethyl-piperazine-1,4-dicarboxylic acid 4-tert-butyl ester 1-(2,6-difluoro-4-propoxy-benzyl) ester according to the procedure described
25 in Example 179 to give the product as a colorless oil (133 mg; 69%); MS (ISP): 343.4 (M+H)⁺.

Example 181

(R)-2-Ethyl-piperazine-1-carboxylic acid 4-allyloxy-2,6-difluoro-benzyl ester

4-Allyloxy-2,6-difluoro-benzylalcohol:

This compound was prepared from 3,5-difluoro-4-hydroxymethyl-phenol and
5 allylbromide according to the procedure described in Example 179 to give the product as a
yellowish oil (229 mg, 61%); MS (EI): 200.1 (M)⁺.

(R)-2-Ethyl-piperazine-1,4-dicarboxylic acid 4-tert-butyl ester 1-(4-allyloxy-2,6-difluoro-
benzyl) ester

This compound was prepared from 4-allyloxy-2,6-difluoro-benzylalcohol and (R)-4-
10 chlorocarbonyl-3-ethyl-piperazine-1-carboxylic acid tert-butyl ester according to the
procedure described in Example 179 to give the product as a colorless oil (230 mg; 47%);
MS (ISP): 441.4 (M+H)⁺.

(R)-2-Ethyl-piperazine-1-carboxylic acid 4-allyloxy-2,6-difluoro-benzyl ester

This compound was prepared from (R)-2-ethyl-piperazine-1,4-dicarboxylic acid 4-tert-
15 butyl ester 1-(4-allyloxy-2,6-difluoro-benzyl) ester according to the procedure described in
Example 179 to give the product as a colorless oil (101 mg; 59%); MS (ISP): 341.4
(M+H)⁺.

Example 182

20 (R)-2-Ethyl-piperazine-1-carboxylic acid 2,6-difluoro-4-prop-2-ynyloxy-benzyl ester

2,6-Difluoro-4-prop-2-ynyloxy-benzylalcohol:

This compound was prepared from 3,5-difluoro-4-hydroxymethyl-phenol and
propargylbromide according to the procedure described in Example 179 to give the
product as a yellowish oil (229 mg, 62%); MS (EI): 197.1 (M)⁺.

25 (R)-2-Ethyl-piperazine-1,4-dicarboxylic acid 4-tert-butyl ester 1-(2,6-difluoro-4-prop-2-
ynyloxy-benzyl) ester

This compound was prepared from 2,6-difluoro-4-prop-2-ynyloxy-benzylalcohol and (R)-4-chlorocarbonyl-3-ethyl-piperazine-1-carboxylic acid tert-butyl ester according to the procedure described in Example 179 to give the product as a colorless oil (336 mg; 67%); MS (ISP): 456.5 (M+NH₄)⁺.

5 (R)-2-Ethyl-piperazine-1-carboxylic acid 2,6-difluoro-4-prop-2-ynyloxy-benzyl ester

This compound was prepared from (R)-2-ethyl-piperazine-1,4-dicarboxylic acid 4-tert-butyl ester 1-(2,6-difluoro-4-prop-2-ynyloxy-benzyl) ester according to the procedure described in Example 179 to give the product as a colorless oil (195 mg; 76%); MS (ISP): 339.3(M+H)⁺.

10

Example 183

(R)-2-Ethyl-piperazine-1-carboxylic acid 4-butoxy-2,6-difluoro-benzyl ester

4-Butoxy-2,6-difluoro-benzylalcohol:

This compound was prepared from 3,5-difluoro-4-hydroxymethyl-phenol and
15 butylbromide according to the procedure described in Example 179 to give the product as a yellowish oil (279 mg, 69%); MS (EI): 216.1 (M)⁺.

(R)-2-Ethyl-piperazine-1,4-dicarboxylic acid 4-tert-butyl ester 1-(4-butoxy-2,6-difluoro-benzyl) ester

This compound was prepared from 4-butoxy-2,6-difluoro-benzylalcohol and (R)-4-
20 chlorocarbonyl-3-ethyl-piperazine-1-carboxylic acid tert-butyl ester according to the procedure described in Example 179 to give the product as a colorless oil (454 mg; 80%); MS (ISP): 479.4 (M+Na)⁺.

(R)-2-Ethyl-piperazine-1-carboxylic acid 4-butoxy-2,6-difluoro-benzyl ester

This compound was prepared from (R)-2-ethyl-piperazine-1,4-dicarboxylic acid 4-tert-
25 butyl ester 1-(4-butoxy-2,6-difluoro-benzyl) ester according to the procedure described in Example 179 to give the product as a colorless oil (240 mg; 68%); MS (ISP): 357.4 (M+H)⁺.

Example 184

(R)-2-Ethyl-piperazine-1-carboxylic acid 2,6-difluoro-4-(2-methoxy-ethoxy)-benzyl ester

2,6-Difluoro-4-(2-methoxy-ethoxy)-benzylalcohol:

- 5 This compound was prepared from 3,5-difluoro-4-hydroxymethyl-phenol and methoxyethyl bromide according to the procedure described in Example 179 to give the product as a colorless oil (159 mg, 39%); MS (EI): 218.1 (M)⁺.

(R)-2-Ethyl-piperazine-1,4-dicarboxylic acid 4-tert-butyl ester 1-(2,6-difluoro-4-(2-methoxy-ethoxy)-benzyl) ester:

- 10 This compound was prepared from 2,6-difluoro-(2-methoxy-ethoxy)-benzylalcohol and (R)-4-chlorocarbonyl-3-ethyl-piperazine-1-carboxylic acid tert-butyl ester according to the procedure described in Example 179 to give the product as a colorless oil (172 mg; 55%); MS (ISP): 481.4 (M+Na)⁺.

(R)-2-Ethyl-piperazine-1-carboxylic acid 2,6-difluoro-4-(2-methoxy-ethoxy)-benzyl ester:

- 15 This compound was prepared from (R)-2-ethyl-piperazine-1,4-dicarboxylic acid 4-tert-butyl ester 1-(2,6-difluoro-4-(2-methoxy-ethoxy)-benzyl) ester according to the procedure described in Example 179 to give the product as a colorless oil (75 mg; 56%); MS (ISP): 359.3(M+H)⁺.

20

Example 185

(R)-2-Ethyl-piperazine-1-carboxylic acid 4-ethoxy-2,6-difluoro-benzyl ester

4-Ethoxy-2,6-difluoro-benzylalcohol:

- 25 This compound was prepared from 3,5-difluoro-4-hydroxymethyl-phenol and ethylbromide according to the procedure described in Example 179 to give the product as a yellowish oil (241 mg, 68%); MS (EI): 188.1 (M)⁺.

(R)-2-Ethyl-piperazine-1,4-dicarboxylic acid 4-tert-butyl ester 1-(4-ethoxy-2,6-difluoro-benzyl) ester:

This compound was prepared from 4-ethoxy-2,6-difluoro-benzylalcohol and (R)-4-chlorocarbonyl-3-ethyl-piperazine-1-carboxylic acid tert-butyl ester according to the
5 procedure described in Example 179 to give the product as a colorless oil (478 mg; 81%); MS (ISP): 429.6 (M+H)⁺.

(R)-2-Ethyl-piperazine-1-carboxylic acid 4-ethoxy-2,6-difluoro-benzyl ester

This compound was prepared from (R)-2-ethyl-piperazine-1,4-dicarboxylic acid 4-tert-butyl ester 1-(4-ethoxy-2,6-difluoro-benzyl) ester according to the procedure described in
10 Example 179 to give the product as a colorless oil (167 mg; 46%); MS (ISP): 329.3 (M+H)⁺.

Example 186

(R)-2-Ethyl-piperazine-1-carboxylic acid 2,6-difluoro-4-(2-methyl-thiazol-4-ylmethoxy)-
15 benzyl ester

2,6-Difluoro-4-(2-methyl-thiazol-4-ylmethoxy)-benzylalcohol:

This compound was prepared from 3,5-difluoro-4-hydroxymethyl-phenol and 4-chloromethyl-2-methylthiazol according to the procedure described in Example 179 to give
20 the product as a colorless oil (369mg, 73%); MS (ISP): 272.3 (M+H)⁺.

(R)-2-Ethyl-piperazine-1,4-dicarboxylic acid 4-tert-butyl ester 1-(2,6-difluoro-4-(2-methyl-thiazol-4-ylmethoxy)-benzyl) ester:

This compound was prepared from 2,6-difluoro-(2-methyl-thiazol-4-ylmethoxy)-benzylalcohol and (R)-4-chlorocarbonyl-3-ethyl-piperazine-1-carboxylic acid tert-butyl
25 ester according to the procedure described in Example 179 to give the product as a colorless oil (447 mg; 66%); MS (ISP): 534.3 (M+Na)⁺.

(R)-2-Ethyl-piperazine-1-carboxylic acid 2,6-difluoro-4-(2-methyl-thiazol-4-ylmethoxy)-benzyl ester:

This compound was prepared from (R)-2-ethyl-piperazine-1,4-dicarboxylic acid 4-tert-butyl ester 1-(2,6-difluoro-4-(2-methyl-thiazol-4-ylmethoxy)-benzyl) ester according to the procedure described in Example 179 to give the product as a colorless oil (204 mg; 57%); MS (ISP): 412.4 (M+H)⁺.

5

Example 187

(R)-2-Ethyl-piperazine-1-carboxylic acid 2-fluoro-5-methoxy-benzyl ester hydrochloride

2-Fluoro-5-iodo-benzylalcohol

- 10 2-Fluoro-5-iodo-benzaldehyde (23.4 g, 0.093 M) was dissolved in methanol (150 mL). Sodium borohydride (1.8 g, 0.047 M) was added in portions with cooling (5°C) and stirring. The mixture was stirred for 1 h at room temperature, poured into ice-water (600 mL) and extracted into ethylacetate. Organic phases were pooled, washed with brine and dried with MgSO₄. The solvent was evaporated to yield a yellowish oil (24.2 g). This
15 residue was purified by column chromatography (silica gel; n-hexane/ethylacetate 4:1) to yield 23.9 g (quant.) of the product as a colorless oil. MS (EI): 252.0 (M)⁺.

(R)-2-Ethyl-piperazine-1,4-dicarboxylic acid 4-tert-butyl ester 1-(2-fluoro-5-iodo-benzyl) ester

- A mixture of 2-fluoro-5-iodo-benzylalcohol (5.0 g, 19.8 mM) and (R)-4-chlorocarbonyl-
20 3-ethyl-piperazine-1-carboxylic acid tert-butyl ester (5.5 g, 19.8 mM) in dimethylformamide (70 mL) was added slowly to a suspension of sodium hydride (1.3 g, 55%, 1.89 mM) in dimethylformamide (30 mL). The mixture was stirred at room temperature for 5 h and partitioned between water and diethylether. Organic phases were pooled, washed with brine and dried with Na₂SO₄ to yield after evaporation a yellow oil
25 (11.2 g). This residue was purified by column chromatography (silica gel; n-hexane/ethylacetate 3:1) to yield 9.4 g (97%) of the product as a yellowish oil. MS (ISP): 510.3 (M+NH₄)⁺.

(R)-2-Ethyl-piperazine-1,4-dicarboxylic acid 4-tert-butyl ester 1-(2-fluoro-5-hydroxy-benzyl) ester

(R)-2-Ethyl-piperazine-1,4-dicarboxylic acid 4-tert-butyl ester 1-(2-fluoro-5-iodo-benzyl) ester (8.9 g, 18 mM) was dissolved in tetrahydrofuran (150 mL), trisopropylborate (6.7 g, 36 mM) was added and the mixture was cooled to -78°C . At this low temperature n-butyllithium (16.9 mL, 1.6N) was added drop by drop with stirring. The mixture was stirred for 45 min at -78°C , for another 45 min at -50°C and for 15 min at 0°C . Acetic acid (9.5 mL, 50%) was added slowly with stirring ($0-5^{\circ}\text{C}$), followed by hydrogen peroxide (2.75 mL, 35%). Stirring continued with cooling for another 45 min and for 1 h at room temperature. The mixture was partitioned between water and diethylether, organic phases were pooled, washed with water, sodium thiosulfate solution (5%), brine and dried with Na_2SO_4 to yield after evaporation a light yellow oil (8.5 g). This residue was purified by column chromatography (silica gel; n-hexane/ethylacetate 1:1) to yield 3.0 g (43%) of the product as a yellowish oil. MS (ISP): 400.5 ($\text{M}+\text{NH}_4$)⁺.

(R)-2-Ethyl-piperazine-1-carboxylic acid 2-fluoro-5-methoxy-benzyl ester hydrochloride: A mixture of 6.27 mg (0.157 mmol) NaH (60% suspension in mineral oil) and 40 mg (0.105 mmol) (R)-2-Ethyl-piperazine-1,4-dicarboxylic acid 4-tert-butyl ester 1-(2-fluoro-5-hydroxy-benzyl) ester in 1 mL DMF was stirred for 30 min at room temperature under argon. 16.4 mg (0.115 mmol) methyl iodide was added and the mixture was stirred 30 min at room temperature. After addition of 60 μL HCl (37%) the mixture was purified with preparative HPLC eluting with an acetonitrile / water gradient. The fractions containing the desired intermediate were combined and 0.05 mL HCl (37%) was added before evaporation to dryness. The residue was taken up in 1 mL dioxane and 0.15 mL HCl (37%) and stirred for 30 min at 60°C . Evaporation of the mixture yielded 20 mg (57%) of the title compound. MS (ISP): 297 ($\text{M}+\text{H}$)⁺.

25

Example 188

(R)-2-Ethyl-piperazine-1-carboxylic acid 5-ethoxy-2-fluoro-benzyl ester hydrochloride

According to example 187 the title compound was synthesised from (R)-2-Ethyl-piperazine-1,4-dicarboxylic acid 4-tert-butyl ester 1-(2-fluoro-5-hydroxy-benzyl) ester and ethyl bromide. MS (ISP): 311 ($\text{M}+\text{H}$)⁺.

30

Example 189

(R)-2-Ethyl-piperazine-1-carboxylic acid 2-fluoro-5-propoxy-benzyl ester hydrochloride

According to example 187 the title compound was synthesised from (R)-2-Ethyl-piperazine-1,4-dicarboxylic acid 4-tert-butyl ester 1-(2-fluoro-5-hydroxy-benzyl) ester
5 and propyl bromide. MS (ISP): 325 (M+H)⁺.

Example 190

(R)-2-Ethyl-piperazine-1-carboxylic acid 5-butoxy-2-fluoro-benzyl ester hydrochloride

10 According to example 187 the title compound was synthesised from (R)-2-Ethyl-piperazine-1,4-dicarboxylic acid 4-tert-butyl ester 1-(2-fluoro-5-hydroxy-benzyl) ester and butyl bromide. MS (ISP): 339 (M+H)⁺.

Example 191

15 (R)-2-Ethyl-piperazine-1-carboxylic acid 2-fluoro-5-pentyloxy-benzyl ester hydrochloride

According to example 187 the title compound was synthesised from (R)-2-Ethyl-piperazine-1,4-dicarboxylic acid 4-tert-butyl ester 1-(2-fluoro-5-hydroxy-benzyl) ester and pentyl bromide. MS (ISP): 353 (M+H)⁺.

20

Example 192

(R)-2-Ethyl-piperazine-1-carboxylic acid 2-fluoro-5-(3-methyl-butoxy)-benzyl ester hydrochloride

According to example 187 the title compound was synthesised from (R)-2-Ethyl-piperazine-1,4-dicarboxylic acid 4-tert-butyl ester 1-(2-fluoro-5-hydroxy-benzyl) ester
25 and 3-methyl-butyl bromide. MS (ISP): 353 (M+H)⁺.

Example 193

(R)-2-Ethyl-piperazine-1-carboxylic acid 5-benzyloxy-2-fluoro-benzyl ester

- According to example 187 the title compound was synthesised from (R)-2-ethyl-
5 piperazine-1,4-dicarboxylic acid 4-tert-butyl ester 1-(2-fluoro-5-hydroxy-benzyl) ester
and benzyl bromide. MS (ISP): 373 (M+H)⁺.

Example 194

(R)-2-Ethyl-piperazine-1-carboxylic acid 2-fluoro-5-phenethyloxy-benzyl ester

- 10 According to example 187 the title compound was synthesised from (R)-2-ethyl-
piperazine-1,4-dicarboxylic acid 4-tert-butyl ester 1-(2-fluoro-5-hydroxy-benzyl) ester
and phenethyl bromide. MS (ISP): 387 (M+H)⁺.

Example 195

- 15 (R)-2-Ethyl-piperazine-1-carboxylic acid 2-fluoro-5-(2-methyl-benzyloxy)-benzyl ester
hydrochloride

According to example 187 the title compound was synthesised from (R)-2-Ethyl-
piperazine-1,4-dicarboxylic acid 4-tert-butyl ester 1-(2-fluoro-5-hydroxy-benzyl) ester
and 2-methylbenzyl bromide. MS (ISP): 387 (M+H)⁺.

20

Example 196

(R)-2-Ethyl-piperazine-1-carboxylic acid 2-fluoro-5-(3-methyl-benzyloxy)-benzyl ester
hydrochloride

- According to example 187 the title compound was synthesised from (R)-2-Ethyl-
25 piperazine-1,4-dicarboxylic acid 4-tert-butyl ester 1-(2-fluoro-5-hydroxy-benzyl) ester
and 3-methylbenzyl bromide. MS (ISP): 387 (M+H)⁺.

Example 197

(R)-2-Ethyl-piperazine-1-carboxylic acid 2-fluoro-5-(2-pyrrol-1-yl-ethoxy)-benzyl ester

According to example 187 the title compound was synthesised from (R)-2-Ethyl-
5 piperazine-1,4-dicarboxylic acid 4-tert-butyl ester 1-(2-fluoro-5-hydroxy-benzyl) ester
and 2-pyrrol-1-yl-ethyl bromide. MS (ISP): 375 (M+H)⁺.

Example 198

(R)-2-Ethyl-piperazine-1-carboxylic acid 5-cyclopropylmethoxy-2-fluoro-benzyl ester
10 hydrochloride

According to example 187 the title compound was synthesised from (R)-2-Ethyl-
piperazine-1,4-dicarboxylic acid 4-tert-butyl ester 1-(2-fluoro-5-hydroxy-benzyl) ester
and cyclopropylmethyl bromide. MS (ISP): 337 (M+H)⁺.

15

Example 199

(R)-2-Ethyl-piperazine-1-carboxylic acid 5-cyclobutylmethoxy-2-fluoro-benzyl ester
hydrochloride

According to example 187 the title compound was synthesised from (R)-2-Ethyl-
piperazine-1,4-dicarboxylic acid 4-tert-butyl ester 1-(2-fluoro-5-hydroxy-benzyl) ester
20 and cyclobutylmethyl bromide. MS (ISP): 351 (M+H)⁺.

Example 200

(R)-2-Ethyl-piperazine-1-carboxylic acid 5-cyclohexylmethoxy-2-fluoro-benzyl ester
hydrochloride

According to example 187 the title compound was synthesised from (R)-2-Ethyl-piperazine-1,4-dicarboxylic acid 4-tert-butyl ester 1-(2-fluoro-5-hydroxy-benzyl) ester and cyclohexylmethyl bromide. MS (ISP): 379 (M+H)⁺.

5

Example 201

(R)-2-Ethyl-piperazine-1-carboxylic acid 5-(2-cyclohexyl-ethoxy)-2-fluoro-benzyl ester hydrochloride

According to example 187 the title compound was synthesised from (R)-2-Ethyl-piperazine-1,4-dicarboxylic acid 4-tert-butyl ester 1-(2-fluoro-5-hydroxy-benzyl) ester and 2-cyclohexyl-ethyl bromide. MS (ISP): 393 (M+H)⁺.

10

Example 202

(R)-2-Ethyl-piperazine-1-carboxylic acid 2-fluoro-5-prop-2-ynyloxy-benzyl ester

According to example 187 the title compound was synthesised from (R)-2-Ethyl-piperazine-1,4-dicarboxylic acid 4-tert-butyl ester 1-(2-fluoro-5-hydroxy-benzyl) ester and prop-2-ynyl bromide. MS (ISP): 337 (M+H)⁺.

15

Example 203

(R)-2-Ethyl-piperazine-1-carboxylic acid 5-allyloxy-2-fluoro-benzyl ester

20

According to example 187 the title compound was synthesised from (R)-2-Ethyl-piperazine-1,4-dicarboxylic acid 4-tert-butyl ester 1-(2-fluoro-5-hydroxy-benzyl) ester and allyl bromide. MS (ISP): 323 (M+H)⁺.

Example 204

(R)-2-Ethyl-piperazine-1-carboxylic acid 2-fluoro-5-(2-methoxy-ethoxy)-benzyl ester hydrochloride

According to example 187 the title compound was synthesised from (R)-2-Ethyl-
5 piperazine-1,4-dicarboxylic acid 4-tert-butyl ester 1-(2-fluoro-5-hydroxy-benzyl) ester
and 2-methoxy-ethyl bromide. MS (ISP): 341 (M+H)⁺.

Example 205

(R)-2-Ethyl-piperazine-1-carboxylic acid 5-(2-ethoxy-ethoxy)-2-fluoro-benzyl ester
10 hydrochloride

According to example 187 the title compound was synthesised from (R)-2-Ethyl-
piperazine-1,4-dicarboxylic acid 4-tert-butyl ester 1-(2-fluoro-5-hydroxy-benzyl) ester
and 2-ethoxy-ethyl bromide. MS (ISP): 355 (M+H)⁺.

15

Example 206

(R)-2-Ethyl-piperazine-1-carboxylic acid 2-fluoro-5-(3-phenoxy-propoxy)-benzyl ester
hydrochloride

According to example 187 the title compound was synthesised from (R)-2-Ethyl-
piperazine-1,4-dicarboxylic acid 4-tert-butyl ester 1-(2-fluoro-5-hydroxy-benzyl) ester
20 and 3-phenoxy-propyl bromide. MS (ISP): 417 (M+H)⁺.

Example 207

(R)-2-Ethyl-piperazine-1-carboxylic acid 2,6-difluoro-3-methoxy-benzyl ester
hydrochloride

25 (R)-2-Ethyl-piperazine-1,4-dicarboxylic acid 4-tert-butyl ester 1-(2,6-difluoro-3-hydroxy-
benzyl) ester:

(R)-2-Ethyl-piperazine-1,4-dicarboxylic acid 4-tert-butyl ester 1-(3-bromo-2,6-difluoro-benzyl) ester (3.9 g, 8 mM) was dissolved in tetrahydrofuran (120 mL), trisopropylborate (3.1 g, 17 mM) was added and the mixture was cooled to -78°C . At this low temperature n-butyllithium (7.8 mL, 1.6N) was added drop by drop with stirring. The mixture was
5 stirred for 45 min at -78°C , for another 45 min at -50°C and for 15 min at 0°C . Acetic acid (4.4 mL, 50%) was added slowly with stirring ($0-5^{\circ}\text{C}$), followed by hydrogen peroxide (1.3 mL, 35%). Stirring continued with cooling for another 45 min and for 1 h at room temperature. The mixture was partitioned between water and diethylether, organic phases were pooled, washed with water, sodium thiosulfate solution (5%), brine and dried with
10 Na_2SO_4 to yield after evaporation a light yellow oil (4.1 g). This residue was purified by column chromatography (silica gel; n-hexane/ethylacetate 1:1) to yield 0.93 g (28%) of the product as a colorless oil. MS (ISP): 418.2 ($\text{M}+\text{NH}_4$) $^{+}$.

(R)-2-Ethyl-piperazine-1-carboxylic acid 2,6-difluoro-3-methoxy-benzyl ester hydrochloride:

15 A mixture of 5.03 mg (0.126 mmol) NaH (60% suspension in mineral oil) and 33.6 mg (0.084 mmol) (R)-2-Ethyl-piperazine-1,4-dicarboxylic acid 4-tert-butyl ester 1-(2,6-difluoro-3-hydroxy-benzyl) ester in 1 mL DMF was stirred for 30 min at room temperature under argon. 13.1 mg (0.092 mmol) methyl iodide was added and the mixture was stirred 30 min at room temperature. After addition of 0.06 mL HCl (37%) the mixture was
20 purified with preparative HPLC eluting with an acetonitrile / water gradient. The fractions containing the desired intermediate were combined and evaporated to dryness. The residue was taken up in 1 mL dioxane and 0.125 mL HCl (37%) and stirred for 30 min at 60°C . Evaporation of the mixture yielded 22 mg (75%) of the title compound. MS (ISP): 315 ($\text{M}+\text{H}$) $^{+}$.

25

Example 208

(R)-2-Ethyl-piperazine-1-carboxylic acid 3-ethoxy-2,6-difluoro-benzyl ester hydrochloride

According to example 207 the title compound was synthesised from (R)-2-Ethyl-
30 piperazine-1,4-dicarboxylic acid 4-tert-butyl ester 1-(2,6-difluoro-3-hydroxy-benzyl) ester and ethyl bromide. MS (ISP): 329 ($\text{M}+\text{H}$) $^{+}$.

Example 209

(R)-2-Ethyl-piperazine-1-carboxylic acid 2,6-difluoro-3-propoxy-benzyl ester hydrochloride

- 5 According to example 207 the title compound was synthesised from (R)-2-Ethyl-piperazine-1,4-dicarboxylic acid 4-tert-butyl ester 1-(2,6-difluoro-3-hydroxy-benzyl) ester and propyl bromide. MS (ISP): 343 (M+H)⁺.

Example 210

- 10 (R)-2-Ethyl-piperazine-1-carboxylic acid 3-butoxy-2,6-difluoro-benzyl ester hydrochloride

According to example 207 the title compound was synthesised from (R)-2-Ethyl-piperazine-1,4-dicarboxylic acid 4-tert-butyl ester 1-(2,6-difluoro-3-hydroxy-benzyl) ester and butyl bromide. MS (ISP): 357 (M+H)⁺.

15

Example 211

(R)-2-Ethyl-piperazine-1-carboxylic acid 2,6-difluoro-3-pentyloxy-benzyl ester hydrochloride

- 20 According to example 207 the title compound was synthesised from (R)-2-Ethyl-piperazine-1,4-dicarboxylic acid 4-tert-butyl ester 1-(2,6-difluoro-3-hydroxy-benzyl) ester and pentyl bromide. MS (ISP): 371 (M+H)⁺.

Example 212

- 25 (R)-2-Ethyl-piperazine-1-carboxylic acid 2,6-difluoro-3-(3-methyl-butoxy)-benzyl ester hydrochloride

According to example 207 the title compound was synthesised from (R)-2-Ethyl-piperazine-1,4-dicarboxylic acid 4-tert-butyl ester 1-(2,6-difluoro-3-hydroxy-benzyl) ester and 3-methyl-butyl bromide. MS (ISP): 371 (M+H)⁺.

5

Example 213

(R)-2-Ethyl-piperazine-1-carboxylic acid 3-benzyloxy-2,6-difluoro-benzyl ester hydrochloride

According to example 207 the title compound was synthesised from (R)-2-Ethyl-piperazine-1,4-dicarboxylic acid 4-tert-butyl ester 1-(2,6-difluoro-3-hydroxy-benzyl) ester
10 and benzyl bromide. MS (ISP): 391 (M+H)⁺.

Example 214

(R)-2-Ethyl-piperazine-1-carboxylic acid 2,6-difluoro-3-(3-phenyl-propoxy)-benzyl ester hydrochloride

15 According to example 207 the title compound was synthesised from (R)-2-Ethyl-piperazine-1,4-dicarboxylic acid 4-tert-butyl ester 1-(2,6-difluoro-3-hydroxy-benzyl) ester and 3-phenyl-propyl bromide. MS (ISP): 419 (M+H)⁺.

Example 215

20 (R)-2-Ethyl-piperazine-1-carboxylic acid 2,6-difluoro-3-(4-methyl-benzyloxy)-benzyl ester hydrochloride

According to example 207 the title compound was synthesised from (R)-2-Ethyl-piperazine-1,4-dicarboxylic acid 4-tert-butyl ester 1-(2,6-difluoro-3-hydroxy-benzyl) ester and 4-methyl-benzyl bromide. MS (ISP): 405 (M+H)⁺.

25

Example 216

(R)-2-Ethyl-piperazine-1-carboxylic acid 2,6-difluoro-3-(3-methyl-benzyloxy)-benzyl ester hydrochloride

According to example 207 the title compound was synthesised from (R)-2-Ethyl-
5 piperazine-1,4-dicarboxylic acid 4-tert-butyl ester 1-(2,6-difluoro-3-hydroxy-benzyl) ester
and 3-methyl-benzyl bromide. MS (ISP): 405 (M+H)⁺.

Example 217

(R)-2-Ethyl-piperazine-1-carboxylic acid 2,6-difluoro-3-(2-methyl-benzyloxy)-benzyl
10 ester hydrochloride

According to example 207 the title compound was synthesised from (R)-2-Ethyl-
piperazine-1,4-dicarboxylic acid 4-tert-butyl ester 1-(2,6-difluoro-3-hydroxy-benzyl) ester
and 2-methyl-benzyl bromide. MS (ISP): 205 (M+H)⁺.

15

Example 218

(R)-2-Ethyl-piperazine-1-carboxylic acid 3-(3,3-dimethyl-butoxy)-2,6-difluoro-benzyl
ester hydrochloride

According to example 207 the title compound was synthesised from (R)-2-Ethyl-
piperazine-1,4-dicarboxylic acid 4-tert-butyl ester 1-(2,6-difluoro-3-hydroxy-benzyl) ester
20 and 3,3-dimethylbutyl bromide. MS (ISP): 385 (M+H)⁺.

Example 219

(R)-2-Ethyl-piperazine-1-carboxylic acid 2,6-difluoro-3-(2-pyrrol-1-yl-ethoxy)-benzyl
ester hydrochloride

According to example 207 the title compound was synthesised from (R)-2-Ethyl-piperazine-1,4-dicarboxylic acid 4-tert-butyl ester 1-(2,6-difluoro-3-hydroxy-benzyl) ester and 2-pyrrol-1-yl-ethyl bromide. MS (ISP): 394 (M+H)⁺.

5

Example 220

(R)-2-Ethyl-piperazine-1-carboxylic acid 3-cyclopropylmethoxy-2,6-difluoro-benzyl ester hydrochloride

According to example 207 the title compound was synthesised from (R)-2-Ethyl-piperazine-1,4-dicarboxylic acid 4-tert-butyl ester 1-(2,6-difluoro-3-hydroxy-benzyl) ester
10 and 3-cyclopropylmethyl bromide. MS (ISP): 355 (M+H)⁺.

Example 221

(R)-2-Ethyl-piperazine-1-carboxylic acid 3-cyclobutylmethoxy-2,6-difluoro-benzyl ester hydrochloride

15 According to example 207 the title compound was synthesised from (R)-2-Ethyl-piperazine-1,4-dicarboxylic acid 4-tert-butyl ester 1-(2,6-difluoro-3-hydroxy-benzyl) ester and 3-cyclobutylmethyl bromide. MS (ISP): 369 (M+H)⁺.

Example 222

20 (R)-2-Ethyl-piperazine-1-carboxylic acid 3-(2-cyclohexyl-ethoxy)-2,6-difluoro-benzyl ester hydrochloride

According to example 207 the title compound was synthesised from (R)-2-Ethyl-piperazine-1,4-dicarboxylic acid 4-tert-butyl ester 1-(2,6-difluoro-3-hydroxy-benzyl) ester and 2-cyclohexyl-ethyl bromide. MS (ISP): 411 (M+H)⁺.

25

Example 223

(R)-2-Ethyl-piperazine-1-carboxylic acid 2,6-difluoro-3-prop-2-ynyloxy-benzyl ester hydrochloride

According to example 207 the title compound was synthesised from (R)-2-Ethyl-
5 piperazine-1,4-dicarboxylic acid 4-tert-butyl ester 1-(2,6-difluoro-3-hydroxy-benzyl) ester and prop-2-ynyl bromide. MS (ISP): 339 (M+H)⁺.

Example 224

(R)-2-Ethyl-piperazine-1-carboxylic acid 3-allyloxy-2,6-difluoro-benzyl ester
10 hydrochloride

According to example 207 the title compound was synthesised from (R)-2-Ethyl-piperazine-1,4-dicarboxylic acid 4-tert-butyl ester 1-(2,6-difluoro-3-hydroxy-benzyl) ester and allyl bromide. MS (ISP): 341 (M+H)⁺.

15

Example 225

(R)-2-Ethyl-piperazine-1-carboxylic acid 2,6-difluoro-3-(2-methoxy-ethoxy)-benzyl ester hydrochloride

According to example 207 the title compound was synthesised from (R)-2-Ethyl-piperazine-1,4-dicarboxylic acid 4-tert-butyl ester 1-(2,6-difluoro-3-hydroxy-benzyl) ester
20 and 2-methoxy-ethyl bromide. MS (ISP): 359 (M+H)⁺.

Example 226

(R)-2-Ethyl-piperazine-1-carboxylic acid 3-(2-ethoxy-ethoxy)-2,6-difluoro-benzyl ester hydrochloride

According to example 207 the title compound was synthesised from (R)-2-Ethyl-piperazine-1,4-dicarboxylic acid 4-tert-butyl ester 1-(2,6-difluoro-3-hydroxy-benzyl) ester and 2-ethoxy-ethyl bromide. MS (ISP): 373 (M+H)⁺.

5

Example 227

(R)-2-Ethyl-piperazine-1-carboxylic acid 2,6-difluoro-3-(3-phenoxy-propoxy)-benzyl ester hydrochloride

According to example 207 the title compound was synthesised from (R)-2-Ethyl-piperazine-1,4-dicarboxylic acid 4-tert-butyl ester 1-(2,6-difluoro-3-hydroxy-benzyl) ester
10 and 3-phenoxy-propyl bromide. MS (ISP): 435 (M+H)⁺.

Example 228

(R)-2-Ethyl-piperazine-1-carboxylic 1-[2-fluoro-5-(3-methoxy-propoxy)-benzyl] ester

15 (R)-2-Ethyl-piperazine-1,4-dicarboxylic acid 4-tert-butyl ester 1-[2-fluoro-5-(3-methoxy-propoxy)-benzyl] ester:

This compound was prepared from (R)-2-ethyl-piperazine-1,4-dicarboxylic acid 4-tert-butyl ester 1-(2-fluoro-5-hydroxy-benzyl) ester and toluene-4-sulfonic acid 3-methoxy-propyl ester according to the procedure described in Example 187 to give the product as a
20 colorless oil (342 mg; 94%); MS (ISP): 472.4 (M+NH₄)⁺.

(R)-2-Ethyl-piperazine-1-carboxylic 1-[2-fluoro-5-(3-methoxy-propoxy)-benzyl] ester:

This compound was prepared from (R)-2-ethyl-piperazine-1,4-dicarboxylic acid 4-tert-butyl ester 1-[2-fluoro-5-(3-methoxy-propoxy)-benzyl] ester according to the procedure described in Example 187 to give the product as a colorless oil (154 mg; 64%); MS (ISP):
25 355.4 (M+H)⁺.

Example 229

(R)-2-Ethyl-piperazine-1-carboxylic acid 1-[2,6-difluoro-3-(3-methoxy-propoxy)-benzyl] ester

- 5 (R)-2-Ethyl-piperazine-1,4-dicarboxylic acid 4-tert-butyl ester 1-[2,6-difluoro-3-(3-methoxy-propoxy)-benzyl] ester:

This compound was prepared from (R)-2-ethyl-piperazine-1,4-dicarboxylic acid 4-tert-butyl ester 1-(2,6-difluoro-3-hydroxy-benzyl) ester and toluene-4-sulfonic acid 3-methoxy-propyl ester according to the procedure described in Example 207 to give the
10 product as a colorless oil (117 mg; 97%); MS (ISP): 490.4 (M+NH₄)⁺.

(R)-2-Ethyl-piperazine-1-carboxylic acid 1-[2,6-difluoro-3-(3-methoxy-propoxy)-benzyl] ester:

This compound was prepared from (R)-2-ethyl-piperazine-1,4-dicarboxylic acid 4-tert-butyl ester 1-[2,6-difluoro-3-(3-methoxy-propoxy)-benzyl] ester according to the
15 procedure described in Example 207 to give the product as a colorless oil (44 mg; 56%); MS (ISP): 373.4 (M+H)⁺.

Example 230

(R)-2-Ethyl-piperazine-1-carboxylic acid 4-cyclopropylmethoxy-2-chloro-6-fluoro-benzyl
20 ester

3-Chloro-5-fluoro-4-hydroxymethyl-phenol:

This compound was prepared from 3-chloro-5-fluoro-phenol and formaldehyde according to the procedure described in Example 179 to give the product as a colorless solid (26.4 g, 48%); m.p.: 125-127°C; MS (EI): 176.1 (M)⁺.

25 2-Chloro-4-cyclopropylmethoxy-6-fluoro-benzylalcohol:

This compound was prepared from 3-Chloro-5-fluoro-4-hydroxymethyl-phenol and cyclopropylmethylbromide according to the procedure described in Example 179 to give the product as a yellowish oil (305 mg, 77%); MS (EI): 230.1 (M)⁺.

5 (R)-2-Ethyl-piperazine-1,4-dicarboxylic acid 4-tert-butyl ester 1-(2-chloro-4-cyclopropylmethoxy-6-fluoro-benzyl) ester:

This compound was prepared from 2-Chloro-4-cyclopropylmethoxy-6-fluoro-benzylalcohol and (R)-4-chlorocarbonyl-3-ethyl-piperazine-1-carboxylic acid tert-butyl ester according to the procedure described in Example 179 to give the product as a colorless oil (580 mg; 95%); MS (ISP): 488.4 (M+NH₄)⁺.

10

(R)-2-Ethyl-piperazine-1-carboxylic acid 2-chloro-4-cyclopropylmethoxy-6-fluoro-benzyl ester:

15 This compound was prepared from (R)-2-ethyl-piperazine-1,4-dicarboxylic acid 4-tert-butyl ester 1-(2-chloro-4-cyclopropylmethoxy-6-fluoro-benzyl) ester according to the procedure described in Example 179 to give the product as a colorless oil (284 mg, 63%); MS (ISP): 371.3 (M+H)⁺.

Example 231

(R)-2-Ethyl-piperazine-1-carboxylic acid 2-chloro-6-fluoro-4-propoxy-benzyl ester

20

2-Chloro-6-fluoro-4-propoxy-benzylalcohol:

This compound was prepared from 3-Chloro-5-fluoro-4-hydroxymethyl-phenol and propylbromide according to the procedure described in Example 179 to give the product as a yellowish oil (259 mg, 69%); MS (EI): 218.1 (M)⁺.

25 (R)-2-Ethyl-piperazine-1,4-dicarboxylic acid 4-tert-butyl ester 1-(2-chloro-6-fluoro-4-propoxy-benzyl) ester:

This compound was prepared from 2-chloro-6-fluoro-4-propoxy-benzylalcohol and (R)-4-chlorocarbonyl-3-ethyl-piperazine-1-carboxylic acid tert-butyl ester according to the procedure described in Example 179 to give the product as a colorless oil (499 mg; 93%); MS (ISP): 476.3 (M+NH₄)⁺.

- 5 (R)-2-Ethyl-piperazine-1-carboxylic acid 2-chloro-6-fluoro-4-propoxy-benzyl ester:

This compound was prepared from (R)-2-ethyl-piperazine-1,4-dicarboxylic acid 4-tert-butyl ester 1-(2-chloro-6-fluoro-4-propoxy-benzyl) ester according to the procedure described in Example 179 to give the product as a colorless oil (262 mg, 68%); MS (ISP): 359.3 (M+H)⁺.

10

Example 232

(R)-2-Ethyl-piperazine-1-carboxylic acid 2-chloro-6-fluoro-4-ethoxy-benzyl ester

2-Chloro-6-fluoro-4-ethoxy-benzylalcohol:

- 15 This compound was prepared from 3-chloro-5-fluoro-4-hydroxymethyl-phenol and ethylbromide according to the procedure described in Example 179 to give the product as a yellowish oil (209 mg, 60%); MS (EI): 204.1 (M)⁺.

(R)-2-Ethyl-piperazine-1,4-dicarboxylic acid 4-tert-butyl ester 1-(2-chloro-6-fluoro-4-ethoxy-benzyl) ester:

- 20 This compound was prepared from 2-chloro-6-fluoro-4-ethoxy-benzylalcohol and (R)-4-chlorocarbonyl-3-ethyl-piperazine-1-carboxylic acid tert-butyl ester according to the procedure described in Example 179 to give the product as a colorless oil (418 mg; 94%); MS (ISP): 462.4 (M+NH₄)⁺.

(R)-2-Ethyl-piperazine-1-carboxylic acid 2-chloro-6-fluoro-4-ethoxy-benzyl ester:

- 25 This compound was prepared from (R)-2-ethyl-piperazine-1,4-dicarboxylic acid 4-tert-butyl ester 1-(2-chloro-6-fluoro-4-ethoxy-benzyl) ester according to the procedure described in Example 179 to give the product as a colorless oil (205 mg, 64%); MS (ISP): 345.4 (M+H)⁺.

Example 233

(R)-2-Ethyl-piperazine-1-carboxylic acid 4-butoxy-2-chloro-6-fluoro-benzyl ester

5 4-Butoxy-2-chloro-6-fluoro-benzylalcohol:

This compound was prepared from 3-chloro-5-fluoro-4-hydroxymethyl-phenol and butylbromide according to the procedure described in Example 179 to give the product as a yellowish oil (277 mg, 70%); MS (EI): 232.1 (M)⁺.

10 (R)-2-Ethyl-piperazine-1,4-dicarboxylic acid 4-tert-butyl ester 1-(4-butoxy-2-chloro-6-fluoro-benzyl) ester:

This compound was prepared from 4-butoxy-2-chloro-6-fluoro-benzylalcohol and (R)-4-chlorocarbonyl-3-ethyl-piperazine-1-carboxylic acid tert-butyl ester according to the procedure described in Example 179 to give the product as a colorless oil (505 mg; 90%); MS (ISP): 490.4 (M+NH₄)⁺.

15 (R)-2-Ethyl-piperazine-1-carboxylic acid 4-butoxy-2-chloro-6-fluoro-benzyl ester:

This compound was prepared from (R)-2-ethyl-piperazine-1,4-dicarboxylic acid 4-tert-butyl ester 1-(4-butoxy-2-chloro-6-fluoro-benzyl) ester according to the procedure described in Example 179 to give the product as a colorless oil (286 mg; 73%); MS (ISP): 373.4 (M+H)⁺.

20

Example 234

(R)-2-Ethyl-piperazine-1-carboxylic acid 4-allyloxy-2-chloro-6-fluoro-benzyl ester

4-Allyloxy-2-chloro-6-fluoro-benzylalcohol:

This compound was prepared from 3-chloro-5-fluoro-4-hydroxymethyl-phenol and allylbromide according to the procedure described in Example 179 to give the product as a yellowish oil (221 mg, 60%); MS (EI): 216.1 (M)⁺.

5 (R)-2-Ethyl-piperazine-1,4-dicarboxylic acid 4-tert-butyl ester 1-(4-allyloxy-2-chloro-6-fluoro-benzyl) ester:

This compound was prepared from 4-allyloxy-2-chloro-6-fluoro-benzylalcohol and (R)-4-chlorocarbonyl-3-ethyl-piperazine-1-carboxylic acid tert-butyl ester according to the procedure described in Example 179 to give the product as a colorless oil (405 mg; 87%); MS (ISP): 474.4 (M+NH₄)⁺.

10 (R)-2-Ethyl-piperazine-1-carboxylic acid 4-allyloxy-2-chloro-6-fluoro-benzyl ester:

This compound was prepared from (R)-2-ethyl-piperazine-1,4-dicarboxylic acid 4-tert-butyl ester 1-(4-allyloxy-2-chloro-6-fluoro-benzyl) ester according to the procedure described in Example 179 to give the product as a colorless oil (242 mg; 78%); MS (ISP): 357.3 (M+H)⁺.

15

Example 235

(R)-2-Ethyl-piperazine-1-carboxylic acid 2-chloro-6-fluoro-4-prop-2-ynyloxy-benzyl ester

20 2-Chloro-6-fluoro-4-prop-2-ynyloxy-benzylalcohol:

This compound was prepared from 3-chloro-5-fluoro-4-hydroxymethyl-phenol and propargylbromide according to the procedure described in Example 179 to give the product as a yellowish oil (212 mg, 58%); MS (EI): 214.1 (M)⁺.

25 (R)-2-Ethyl-piperazine-1,4-dicarboxylic acid 4-tert-butyl ester 1-(2-chloro-6-fluoro-4-prop-2-ynyloxy-benzyl) ester:

This compound was prepared from 2-chloro-6-fluoro-4-prop-2-ynyloxy-benzylalcohol and (R)-4-chlorocarbonyl-3-ethyl-piperazine-1-carboxylic acid tert-butyl ester according

to the procedure described in Example 179 to give the product as a colorless oil (357 mg; 80%); MS (ISP): 472.3 (M+NH₄)⁺.

(R)-2-Ethyl-piperazine-1-carboxylic acid 2-chloro-6-fluoro-4-prop-2-ynyloxy-benzyl ester:

- 5 This compound was prepared from (R)-2-ethyl-piperazine-1,4-dicarboxylic acid 4-tert-butyl ester 1-(2-chloro-6-fluoro-4-prop-2-ynyloxy-benzyl) ester according to the procedure described in Example 179 to give the product as a colorless oil (203 mg; 74%); MS (ISP): 355.3 (M+H)⁺.

10

Example 236

(R)-2-Ethyl-piperazine-1-carboxylic acid 2-chloro-6-fluoro-4-(2-methoxy-ethoxy)-benzyl ester

2-Chloro-6-fluoro-4-(2-methoxy-ethoxy)-benzylalcohol:

- 15 This compound was prepared from 3-chloro-5-fluoro-4-hydroxymethyl-phenol and (2-bromoethyl) methyl ether according to the procedure described in Example 179 to give the product as a yellowish oil (209 mg, 52%); MS (EI): 234.1 (M)⁺.

(R)-2-Ethyl-piperazine-1,4-dicarboxylic acid 4-tert-butyl ester 1-(2-chloro-6-fluoro-4-(2-methoxy-ethoxy)-benzyl) ester:

- 20 This compound was prepared from 2-chloro-6-fluoro-4-(2-methoxy-ethoxy)-benzylalcohol and (R)-4-chlorocarbonyl-3-ethyl-piperazine-1-carboxylic acid tert-butyl ester according to the procedure described in Example 179 to give the product as a colorless oil (370 mg; 89%); MS (ISP): 492.3 (M+NH₄)⁺.

25 (R)-2-Ethyl-piperazine-1-carboxylic acid 2-chloro-6-fluoro-4-(2-methoxy-ethoxy)-benzyl ester:

This compound was prepared from (R)-2-ethyl-piperazine-1,4-dicarboxylic acid 4-tert-butyl ester 1-(2-chloro-6-fluoro-4-(2-methoxy-ethoxy)-benzyl) ester according to the

procedure described in Example 179 to give the product as a colorless oil (214 mg; 75%); MS (ISP): 375.4 (M+H)⁺.

Example 237

- 5 (R)-2-Ethyl-piperazine-1-carboxylic acid 2-chloro-6-fluoro-4-(3-methoxy-propoxy)-benzyl ester

2-Chloro-6-fluoro-4-(3-methoxy-propoxy)-benzylalcohol:

- This compound was prepared from 3-chloro-5-fluoro-4-hydroxymethyl-phenol and
10 toluene-4-sulfonic acid 3-methoxy-propyl ester according to the procedure described in Example 179 to give the product as a yellowish oil (382 mg, 90%); MS (EI): 248.1 (M)⁺.

(R)-2-Ethyl-piperazine-1,4-dicarboxylic acid 4-tert-butyl ester 1-(2-chloro-6-fluoro-4-(3-methoxy-propoxy)-benzyl) ester:

- This compound was prepared from 2-chloro-6-fluoro-4-(3-methoxy-propoxy)-
15 benzylalcohol and (R)-4-chlorocarbonyl-3-ethyl-piperazine-1-carboxylic acid tert-butyl ester according to the procedure described in Example 179 to give the product as a colorless oil (576 mg; 77%); MS (ISP): 506.4 (M+NH₄)⁺.

(R)-2-Ethyl-piperazine-1-carboxylic acid 2-chloro-6-fluoro-4-(3-methoxy-propoxy)-benzyl ester:

- 20 This compound was prepared from (R)-2-ethyl-piperazine-1,4-dicarboxylic acid 4-tert-butyl ester 1-(2-chloro-6-fluoro-4-(3-methoxy-propoxy)-benzyl) ester according to the procedure described in Example 179 to give the product as a colorless oil (254 mg; 56%); MS (ISP): 389.3 (M+H)⁺.

Example 238

(R)-2-Ethyl-piperazine-1-carboxylic acid 2-chloro-6-fluoro-4-(2-methyl-thiazol-4-ylmethoxy)-benzyl ester

5 2-Chloro-6-fluoro-4-(2-methyl-thiazol-4-ylmethoxy)-benzylalcohol:

This compound was prepared from 3-chloro-5-fluoro-4-hydroxymethyl-phenol and 4-chloromethyl-2-thiazol according to the procedure described in Example 179 to give the product as a yellowish oil (421 mg, 86%); MS (EI): 287.0 (M)⁺.

10 (R)-2-Ethyl-piperazine-1,4-dicarboxylic acid 4-tert-butyl ester 1-(2-chloro-6-fluoro-4-(2-methyl-thiazol-4-ylmethoxy)-benzyl) ester:

This compound was prepared from 2-chloro-6-fluoro-4-(2-methyl-thiazol-4-ylmethoxy)-benzylalcohol and (R)-4-chlorocarbonyl-3-ethyl-piperazine-1-carboxylic acid tert-butyl ester according to the procedure described in Example 179 to give the product as a colorless oil (582 mg; 75%); MS (ISP): 528.2 (M+H)⁺.

15 (R)-2-Ethyl-piperazine-1-carboxylic acid 2-chloro-6-fluoro-4-(2-methyl-thiazol-4-ylmethoxy)-benzyl ester:

This compound was prepared from (R)-2-ethyl-piperazine-1,4-dicarboxylic acid 4-tert-butyl ester 1-(2-chloro-6-fluoro-4-(2-methyl-thiazol-4-ylmethoxy)-benzyl) ester according to the procedure described in Example 179 to give the product as a colorless oil
20 (413 mg; 89%); MS (ISP): 428.5 (M+H)⁺.

EXAMPLE A

Tablets containing the following ingredients can be manufactured in a conventional manner:

<u>Ingredients</u>	<u>Per tablet</u>
Compound of formula I	10.0 - 300.0 mg
Lactose	125.0 mg
Maize starch	75.0 mg
Talc	4.0 mg
Magnesium stearate	1.0 mg

5

EXAMPLE B

Capsules containing the following ingredients can be manufactured in a conventional manner:

<u>Ingredients</u>	<u>Per capsule</u>
Compound of formula I	100.0 mg
Lactose	150.0 mg
Maize starch	20.0 mg
Talc	5.0 mg

10

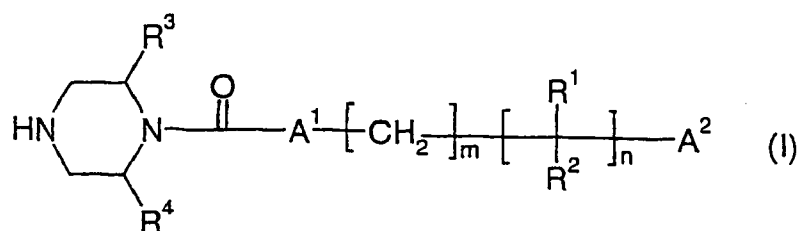
EXAMPLE C

Injection solutions can have the following composition:

Compound of formula I	10.0 mg
Sodium chloride	q.s mg
Water for injection solutions	ad 2.0 ml

CLAIMS

1. A compound of formula (I):



wherein

R¹ and R² are independently selected from hydrogen, alkyl, cycloalkyl, aryl and aralkyl or R¹ and R² together with the carbon atom to which they are attached form a 3- to 8-membered carbocyclic ring which is optionally substituted with alkyl;

R³ and R⁴ are independently selected from hydrogen, alkyl, cycloalkyl, aryl and aralkyl;

A¹ is oxygen or sulphur, wherein in case A¹ is oxygen and A² is unsubstituted phenyl one of R¹, R², R³ and R⁴ is not hydrogen;

A² is aryl, heteroaryl or cycloalkyl each optionally substituted with one or more substituents independently selected from halogen, alkyl, cycloalkyl, aryl, aralkyl alkoxy, aralkoxy, aryloxy, hydroxy, cyano, nitro, amino, alkoxycarbonyl, cycloalkoxycarbonyl, aryloxycarbonyl, aralkoxycarbonyl, heteroaryloxycarbonyl, carbamoyl, cycloalkoxy, alkylsulfonyloxy, arylsulfonyloxy, carbamoyloxy, heteroarylalkoxy, alkenyloxy, tetrahydrofuranylalkoxy, alkynyloxy and cycloalkylalkoxy, wherein alkyl, cycloalkyl, aryl, aralkyl, alkoxy, aralkoxy, aryloxy, alkoxycarbonyl, cycloalkoxycarbonyl, aryloxycarbonyl, aralkoxycarbonyl, heteroaryloxycarbonyl, cycloalkoxy, alkylsulfonyloxy, arylsulfonyloxy, heteroarylalkoxy, alkenyloxy, tetrahydrofuranylalkoxy, alkynyloxy and cycloalkylalkoxy are optionally substituted with one to three substituents independently selected from alkyl, alkoxy, halogen, nitro, oxo, trifluoromethyl, alkoxy substituted with one to three halogen, thiophenyl, aryl, amino, alkylcarbonyl and aryloxy,

or two substituents of aryl, heteroaryl or cycloalkyl form together with the carbon atoms to which they are attached a 5- to 7-membered carbocyclic ring which is

optionally substituted with one or more substituents independently selected from alkyl, alkoxy and halogen;

n is 1 or 2;

m is zero or 1;

and their pharmaceutically usable salts, solvates and esters; wherein 2-methyl-1-piperazinecarboxylic acid (4-nitrophenyl) methyl ester, 1-piperazinecarboxylic acid (4-(trifluoromethyl) phenyl) methyl ester, N-(p-nitrobenzyloxycarbonyl)-piperazine N-(p-chloro-benzyloxycarbonyl)-piperazine, cyclopropylmethoxycarbonyl-1-piperazine and 2-methyl-piperazine-1-carboxylic acid benzylester are excluded.

2. A compound according to claim 1, wherein

R^1 and R^2 are independently selected from hydrogen, alkyl, cycloalkyl, aryl and aralkyl or R^1 and R^2 together with the carbon atom to which they are attached form a 3- to 8-membered carbocyclic ring which is optionally substituted with alkyl;

R^3 and R^4 are independently selected from hydrogen, alkyl, cycloalkyl, aryl and aralkyl;

A^1 is oxygen or sulfur, wherein in case A^1 is oxygen and A^2 is unsubstituted phenyl one of R^1 , R^2 , R^3 and R^4 is not hydrogen;

A^2 is aryl, heteroaryl or cycloalkyl each optionally substituted with one or more substituents independently selected from halogen, alkyl, cycloalkyl, aryl, aralkyl, alkoxy, aralkoxy, aryloxy, hydroxy, cyano, nitro, amino, alkoxycarbonyl, cycloalkoxycarbonyl, aryloxycarbonyl, aralkoxycarbonyl, heteroaryloxycarbonyl and carbamoyl, wherein alkyl, cycloalkyl, aryl, aralkyl, alkoxy, aralkoxy, aryloxy, alkoxycarbonyl, cycloalkoxycarbonyl, aryloxycarbonyl, aralkoxycarbonyl and heteroaryloxycarbonyl are

optionally substituted with one to three substituents independently selected from alkyl, alkoxy, halogen and nitro,

or two substituents of aryl, heteroaryl or cycloalkyl form together with the carbon atoms to which they are attached a 5- to 7-membered carbocyclic ring which is optionally substituted with alkyl, alkoxy or halogen;

n is 1 or 2 and

m is zero.

3. A compound according to claim 1 or 2, wherein R^3 and R^4 are independently selected from hydrogen and alkyl.
4. A compound according to any one of claims 1 to 3, wherein R^3 and R^4 are hydrogen.
5. A compound according to any one of claims 1 to 3, wherein R^3 and R^4 are methyl.
6. A compound according to any one of claims 1 to 3, wherein one of R^3 and R^4 is methyl or ethyl and the other one is hydrogen.
7. A compound according to any one of claims 1 to 6, wherein A^1 is oxygen.
8. A compound according to any one of claims 1 to 6, wherein A^1 is sulfur.
9. A compound according to any one of claims 1 to 8, wherein R^1 and R^2 are independently selected from hydrogen, alkyl and aryl.
10. A compound according to any one of claims 1 to 9, wherein A^2 is phenyl, optionally substituted with one to four substituents independently selected from halogen, alkoxy, carbamoyloxy, heteroarylalkoxy, alkenyloxy, alkynyloxy and cycloalkylalkoxy, wherein alkoxy, heteroarylalkoxy and alkenyloxy are optionally substituted with one to three substituents independently selected from alkyl and halogen.
11. A compound according to any one of claims 1 to 10, wherein A^2 is phenyl, optionally substituted with one to three substituents independently selected from fluoro, chloro, difluoromethoxy, propoxy, 3,5-dimethyl-isoxazol-4-

ylmethoxy, 2-propenyloxy, 5-pentyloxy, cyclopropylmethoxy, 2-propynyloxy and NH(R')-C(O)-O-, wherein R' is isopropyl, benzyl or tert.-butyl.

12. A compound according to any one of claims 1 to 11, wherein n is 1.
13. A compound according to any one of claims 1 to 12, wherein m is zero.
- 5 14. A compound according to any one of claims 1 to 13 selected from:
 - S-4-[(2-propylamino)carbonyl]oxybenzyl piperazine-1-thiocarboxylate;
 - S-4-[(benzylamino)carbonyl]oxybenzyl piperazine-1-thiocarboxylate;
 - S-4-[(tert-butylamino)carbonyl]oxybenzyl piperazine-1-thiocarboxylate;
 - 2,6-difluoro-4-difluoromethoxybenzyl cis-2,6-dimethylpiperazine-1-
 - 10 carboxylate;
 - (R)-4-difluoromethoxybenzyl 2-ethylpiperazine-1-carboxylate;
 - (R)-2,6-difluoro-4-propoxybenzyl 2-methylpiperazine-1-carboxylate;
 - cis-2,6-dimethyl-piperazine-1-carboxylic acid 4-(3,5-dimethyl-isoxazol-4-
 - ylmethoxy)-2,6-difluoro-benzyl ester;
 - 15 2-fluoro-5-(2-propenyl)oxybenzyl cis-2,6-dimethylpiperazine-1-carboxylate;
 - (R)-2-fluoro-5-pentyloxybenzyl 2-methylpiperazine-1-carboxylate;
 - 5-(cyclopropylmethyl)oxy-2-fluorobenzyl cis-2,6-dimethylpiperazine-1-
 - carboxylate;
 - (R)-2-ethyl-piperazine-1-carboxylic acid 4-cyclopropylmethoxy-2,6-difluoro-
 - 20 benzyl ester;
 - (R)-2-ethyl-piperazine-1-carboxylic acid 2,6-difluoro-4-propoxy-benzyl ester;
 - (R)-2-ethyl-piperazine-1-carboxylic acid 4-allyloxy-2,6-difluoro-benzyl ester;
 - (R)-2-ethyl-piperazine-1-carboxylic acid 2,6-difluoro-4-prop-2-ynyloxy-
 - benzyl ester;

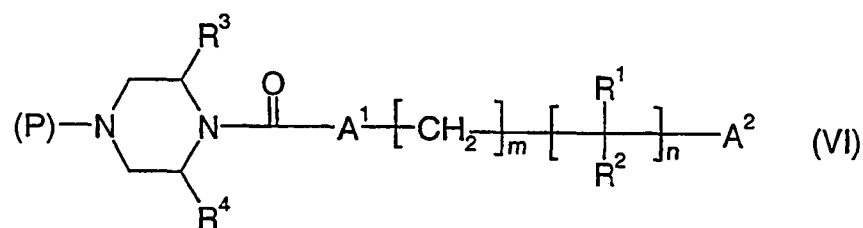
(R)-2-ethyl-piperazine-1-carboxylic acid 4-cyclopropylmethoxy-2-chloro-6-fluoro-benzyl ester;

(R)-2-ethyl-piperazine-1-carboxylic acid 2-chloro-6-fluoro-4-propoxy-benzyl ester;

5 (R)-2-ethyl-piperazine-1-carboxylic acid 4-allyloxy-2-chloro-6-fluoro-benzyl ester; and

(R)-2-ethyl-piperazine-1-carboxylic acid 2-chloro-6-fluoro-4-prop-2-ynyloxy-benzyl ester.

10 15. A process for the preparation of a compound according to any one of claims 1 to 14 comprising the deprotection of a compound according to formula



wherein R^1 to R^4 , A^1 , A^2 , m and n are defined as in claim 1 and (P) is a nitrogen protecting group.

15 16. A compound in accordance with any one of claims 1 to 14 for use as therapeutically active substances.

17. A compound in accordance with any one of claims 1 to 14 for the production of medicaments for the prophylaxis and therapy of illnesses which are caused by disorders associated with the 5-HT₂ receptor.

20 18. A pharmaceutical composition comprising a compound in accordance with any one of claims 1 to 14 and a therapeutically inert carrier.

19. The use of a compound in accordance with any one of claims 1 to 14 for the production of medicaments for the treatment and prophylaxis of eating disorders and obesity.

20. The use of a compound in accordance with any one of claims 1 to 14 for the production of medicaments for the treatment of diabetes mellitus, Type I diabetes, Type II diabetes, diabetes secondary to pancreatic disease, diabetes related to steroid use, Type III diabetes, hyperglycaemia, diabetic complications and insulin resistance.
21. The use of a compound in accordance with any one of claims 1 to 14 for the production of medicaments for the treatment of Type II diabetes.
22. The use of a compound in accordance with any one of claims 1 to 14 for the production of medicaments for the treatment and prophylaxis of disorders of the central nervous system, cardiovascular disorders, gastrointestinal disorders, diabetes insipidus and sleep apnoea.
23. The use according to claim 22, wherein the disorders of the central nervous system are selected from depression, atypical depression, bipolar disorders, anxiety disorders, obsessive-compulsive disorders, social phobias or panic states, sleep disorders, sexual dysfunction, psychoses, schizophrenia, migraine and other conditions associated with cephalic pain, or other pain, raised intracranial pressure, epilepsy, personality disorders, age-related behavioural disorders, behavioural disorders associated with dementia, organic mental disorders, mental disorders in childhood, aggressivity, age-related memory disorders, chronic fatigue syndrome, drug and alcohol addiction, bulimia, anorexia nervosa, premenstrual tension, trauma, stroke, neurodegenerative diseases, encephalitis and meningitis.
24. A compound in accordance with any one of claims 1 to 14, when manufactured according to claim 15.
25. A method for the prophylaxis of disorders of the central nervous system, cardiovascular disorders, gastrointestinal disorders, diabetes

insipidus, and sleep apnoea, which method comprises administering an effective amount of a compound in accordance with any one of claims 1 to 14.

26. A method according to claim 25, wherein the disorders of the central nervous system are selected from depression, atypical depression, bipolar disorders, anxiety disorders, obsessive-compulsive disorders, social phobias or panic states, sleep disorders, sexual dysfunction, psychoses, schizophrenia, migraine and other conditions associated with cephalic pain or other pain, raised intracranial pressure, epilepsy, personality disorders, age-related behavioural disorders, behavioural disorders associated with dementia, organic mental disorders, mental disorders in childhood, aggressivity, age-related memory disorders, chronic fatigue syndrome, drug and alcohol addiction, bulimia, anorexia nervosa, premenstrual tension, trauma, stroke, neurodegenerative diseases, encephalitis and meningitis.
27. A method for the prophylaxis of eating disorders and obesity, which method comprises administering an effective amount of a compound in accordance with any one of claims 1 to 14.
28. A method for the prophylaxis of disorders selected from diabetes mellitus, Type I diabetes, Type II diabetes, diabetes secondary to pancreatic disease, diabetes related to steroid use, Type III diabetes, hyperglycaemia, diabetic complications and insulin resistance, which method comprises administering an effective amount of a compound in accordance with any one of claims 1 to 14.
29. A method according to claim 28 for the prophylaxis of Type II diabetes.
30. Use of a compound according to any one of claims 1 to 14 and a lipase

inhibitor, in the manufacture of a medicament for the treatment of obesity in a human.

31. Use of a compound according to any one of claims 1 to 14 in the manufacture of a medicament for use with a lipase inhibitor, for the treatment of obesity in a human.
32. Use of a lipase inhibitor, in the manufacture of a medicament for use with a compound according to any one of claims 1 to 14 for the treatment of obesity in a human.
33. Use according to any one of claims 30 to 32, wherein the lipase inhibitor is orlistat.
34. Use according to claim 31, or claim 32, wherein said compound and said lipase inhibitor are administrable simultaneously, separately or sequentially.
35. The use of a compound according to any one of claims 1 to 14 in the manufacture of a medicament for the treatment and prevention of obesity in a patient who is also receiving treatment with a lipase inhibitor.
36. The use of a compound according to any one of claims 1 to 14 in the manufacture of a medicament for the treatment and prevention of diabetes mellitus, Type I diabetes, Type II diabetes, diabetes secondary to pancreatic disease, diabetes related to steroid use, Type III diabetes, hyperglycaemia, diabetic complications and insulin resistance in a patient who is also receiving treatment with a lipase inhibitor.
37. The use of a compound according to any one of claims 1 to 14 in the manufacture of a medicament for the treatment and prevention of Type

II diabetes in a patient who is also receiving treatment with a lipase inhibitor.

38. The use according to claims 35, 36 and 37, wherein the lipase inhibitor is orlistat.
39. The pharmaceutical composition according to claim 18 comprising further a therapeutically effective amount of a lipase inhibitor.
40. The pharmaceutical composition according to claim 39, wherein the lipase inhibitor is orlistat.
41. Use of a compound in accordance with any one of claims 1 to 14 in the manufacture of a medicament for use in treatment.
42. Use of a compound in accordance with any one of claims 1 to 14 for the production of medicaments for the prophylaxis and therapy of illnesses which are caused by disorders associated with the 5-HT₂ receptor.
43. A substance or composition for use in a method of treatment, said substance or composition comprising a compound in accordance with any one of claims 1 to 14, and said method comprising administering said substance or composition .
44. A substance or composition for use in a method for the prophylaxis and therapy of illnesses which are caused by disorders associated with the 5-HT₂ receptor, said substance or composition comprising a compound in accordance with any one of claims 1 to 14, and said method comprising administering said substance or composition.
45. A substance or composition for use in a method for the treatment and

prophylaxis of eating disorders and obesity, said substance or composition comprising a compound in accordance with any one of claims 1 to 14, and said method comprising administering said substance or composition.

46. A substance or composition for use in a method for the treatment of diabetes mellitus, Type I diabetes, Type II diabetes, diabetes secondary to pancreatic disease, diabetes related to steroid use, Type III diabetes, hyperglycaemia, diabetic complications and insulin resistance, said substance or composition comprising a compound in accordance with any one of claims 1 to 14, and said method comprising administering said substance or composition.
47. A substance or composition for use in a method for the treatment of Type II diabetes, said substance or composition comprising a compound in accordance with any one of claims 1 to 14, and said method comprising administering said substance or composition.
48. A substance or composition for use in a method for the treatment and prophylaxis of disorders of the central nervous system, cardiovascular disorders, gastrointestinal disorders, diabetes insipidus and sleep apnoea, said substance or composition comprising a compound in accordance with any one of claims 1 to 14, and said method comprising administering said substance or composition.
49. A substance or composition for use in a method of treatment according to claim 48, wherein the disorders of the central nervous system are selected from depression, atypical depression, bipolar disorders, anxiety disorders, obsessive-compulsive disorders, social phobias or panic states, sleep disorders, sexual dysfunction, psychoses, schizophrenia, migraine and other conditions associated with cephalic pain or other pain, raised intracranial pressure, epilepsy, personality disorders, age-

related behavioural disorders, behavioural disorders associated with dementia, organic mental disorders, mental disorders in childhood, aggressivity, age-related memory disorders, chronic fatigue syndrome, drug and alcohol addiction, bulimia, anorexia nervosa, premenstrual tension, trauma, stroke, neurodegenerative diseases, encephalitis and meningitis.

50. A substance or composition for use in a method of treatment of obesity in a human, said substance or composition comprising a compound according to any one of claims 1 to 14 and a lipase inhibitor, and said method comprising administering a therapeutically effective amount of said substance or composition to the human.
51. A substance or composition for use with a lipase inhibitor in a method of treatment of obesity in a human, said substance or composition comprising a compound according to any one of claims 1 to 14, and said method comprising administering a therapeutically effective amount of said substance or composition and said lipase inhibitor to the human.
52. A substance or composition for use with a compound according to any one of claims 1 to 14 in a method of treatment of obesity in a human, said substance or composition comprising a lipase inhibitor, and said method comprising administering a therapeutically effective amount of said substance or composition and said compound to the human.
53. A substance or composition for use in a method of treatment according to any one of claims 50 to 52, wherein the lipase inhibitor is orlistat.
54. A substance or composition for use in a method of treatment according to claim 51 or claim 52 for simultaneous, separate or sequential administration.

55. A substance or composition for use in a method for the treatment and prevention of obesity in a patient, said substance or composition comprising a compound according to any one of claims 1 to 14, and said method comprising administering said substance or composition to said patient who is also receiving treatment with a lipase inhibitor.
56. A substance or composition for use in a method for the treatment and prevention of diabetes mellitus, Type I diabetes, Type II diabetes, diabetes secondary to pancreatic disease, diabetes related to steroid use, Type III diabetes, hyperglycaemia, diabetic complications and insulin resistance in a patient, said substance or composition comprising a compound according to any one of claims 1 to 14, and said method comprising administering said substance or composition to said patient who is also receiving treatment with a lipase inhibitor.
57. A substance or composition for use in a method for the treatment and prevention of Type II diabetes in a patient, said substance or composition comprising a compound according to any one of claims 1 to 14, and said method comprising administering said substance or composition to said patient who is also receiving treatment with a lipase inhibitor.
58. A substance or composition for use in a method of treatment according to claims 55, 56 and 57, wherein the lipase inhibitor is orlistat.
59. A compound according to claim 1, or claim 24, substantially as herein described and illustrated.
60. A process according to claim 15, substantially as herein described and illustrated.
61. A substance or composition for use in a method of treatment or

prophylaxis according to any one of claims 16, or 43 to 48, or 50 to 52, or 55 to 57, substantially as herein described and illustrated.

62. Use according to any one of claims 17, or 19 to 22, or 30 to 32, or 35 to 37, or 41 or 42, substantially as herein described and illustrated.
63. A composition according to claim 18, substantially as herein described and illustrated.
64. A method according to any one of claims 25 to 28, substantially as herein described and illustrated.
65. The invention as hereinbefore described.
66. A new compound; a new process for the preparation of a compound; a substance or composition for a new use in a method of treatment or prophylaxis; a new use of a compound according to any one of claims 1 to 14; a new use of a compound according to any one of claims 1 to 14 and/or a lipase inhibitor; a new composition; or a new non-therapeutic method of treatment; substantially as herein described.