



US00D719210S

(12) **United States Design Patent**
Votel et al.

(10) **Patent No.:** **US D719,210 S**

(45) **Date of Patent:** **** Dec. 9, 2014**

(54) **PROTECTIVE EYEWEAR**

(56) **References Cited**

(71) Applicant: **Tenacious Holdings, Inc.**, St. Paul, MN (US)

U.S. PATENT DOCUMENTS

(72) Inventors: **Thomas Votel**, Sunfish Lake, MN (US);
Andrew Olson, Minneapolis, MN (US);
Dominique Aris, Louisville, MN (US);
Gregory Schrab, Shoreview, MN (US)

D595,333 S * 6/2009 Markovitz et al. D16/326
D607,040 S * 12/2009 Rohrbach D16/326
D638,050 S * 5/2011 Mage D16/327
D682,345 S * 5/2013 Fuchs D16/326
D701,896 S * 4/2014 Markovitz et al. D16/326

* cited by examiner

(73) Assignee: **Tenacious Holdings, Inc.**, St. Paul, MN (US)

Primary Examiner — Raphael Barkai

(74) *Attorney, Agent, or Firm* — Skaar Ulbrich Macari, P.A.

(**) Term: **14 Years**

(57) **CLAIM**

We claim the ornamental design for protective eyewear, as shown and described.

(21) Appl. No.: **29/488,000**

DESCRIPTION

(22) Filed: **Apr. 15, 2014**

(51) **LOC (10) Cl.** **16-06**

(52) **U.S. Cl.**

USPC **D16/326**; D16/335

(58) **Field of Classification Search**

USPC D16/101, 300-342, 900; D29/109-110;
351/41, 44, 51-52, 62, 158, 92,
351/103-123, 140-153, 63, 59, 45-46;
2/426-432, 447-449, 441, 434-437,
2/13, 15; D21/483, 659-661; D14/372

FIG. 1 is a perspective of our protective eyewear.

FIG. 2 is a front elevation view thereof.

FIG. 3 is a rear elevation view thereof.

FIG. 4 is a top plan view thereof.

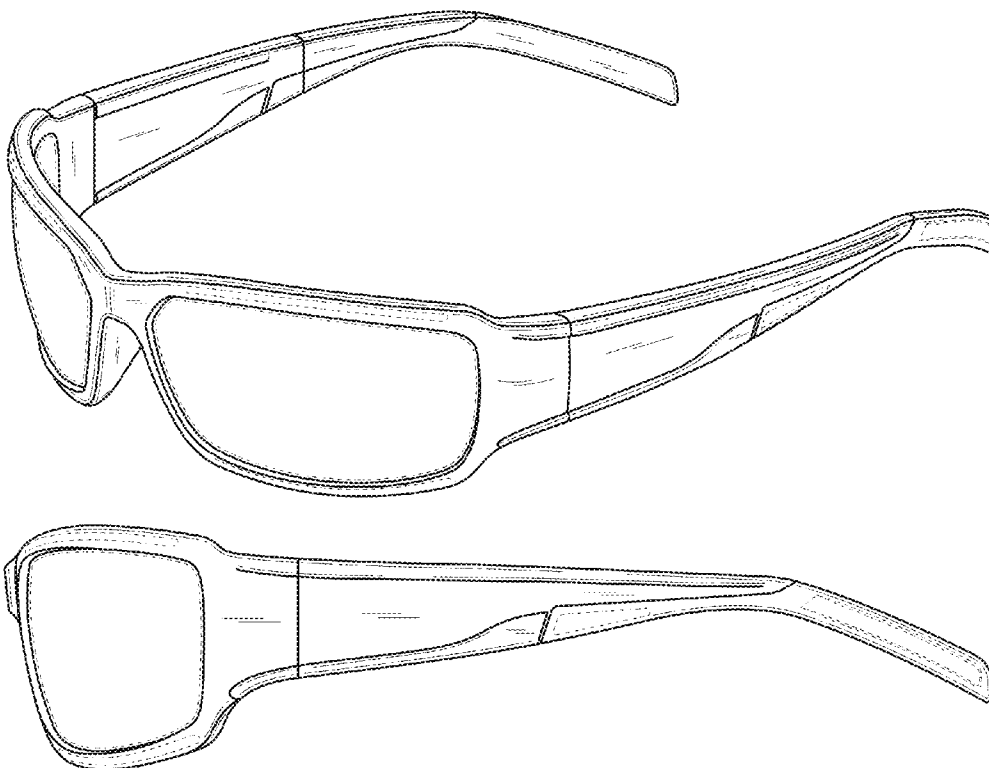
FIG. 5 is a bottom plan view thereof; and,

FIG. 6 is a side elevation view thereof.

The broken lines in the drawings illustrate features of the article to which the design is applied that forms no part of the claim.

See application file for complete search history.

1 Claim, 5 Drawing Sheets



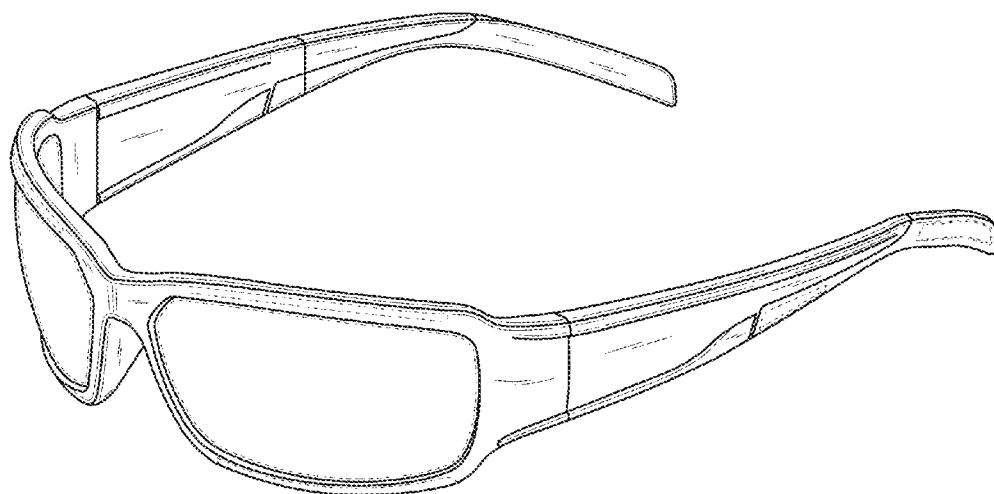


Fig. 1

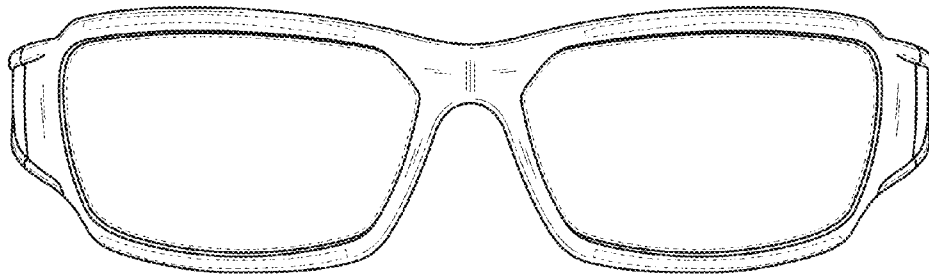


Fig. 2

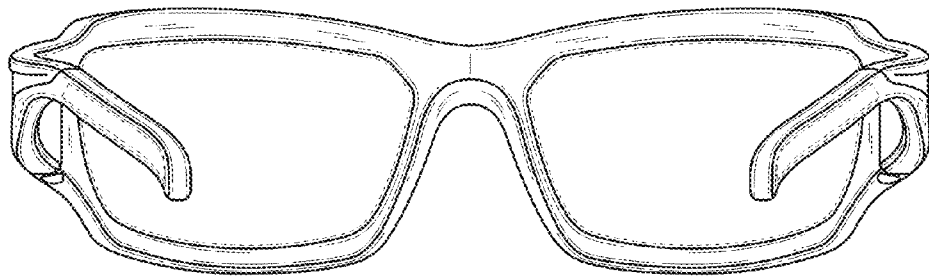


Fig. 3

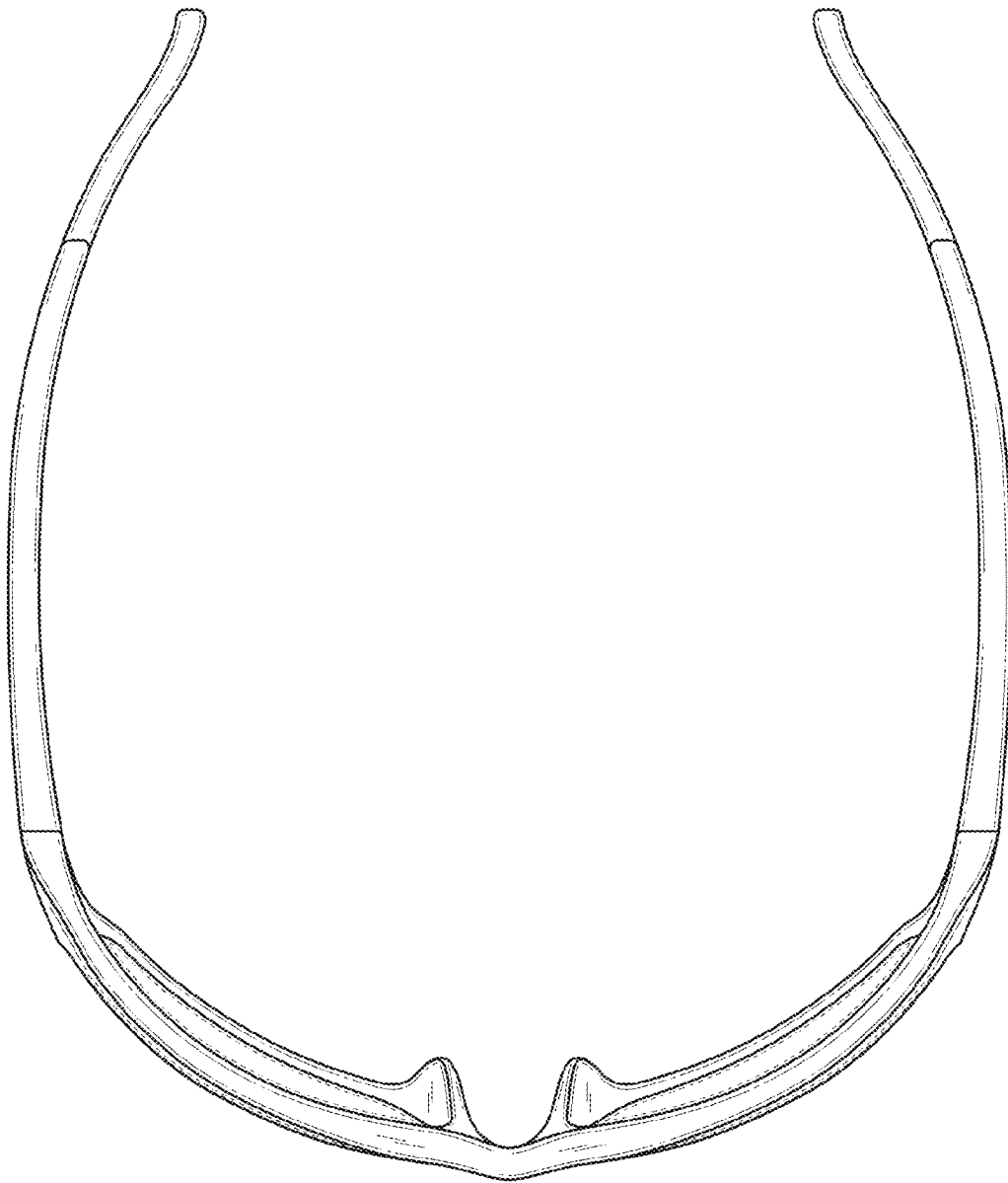


Fig. 4

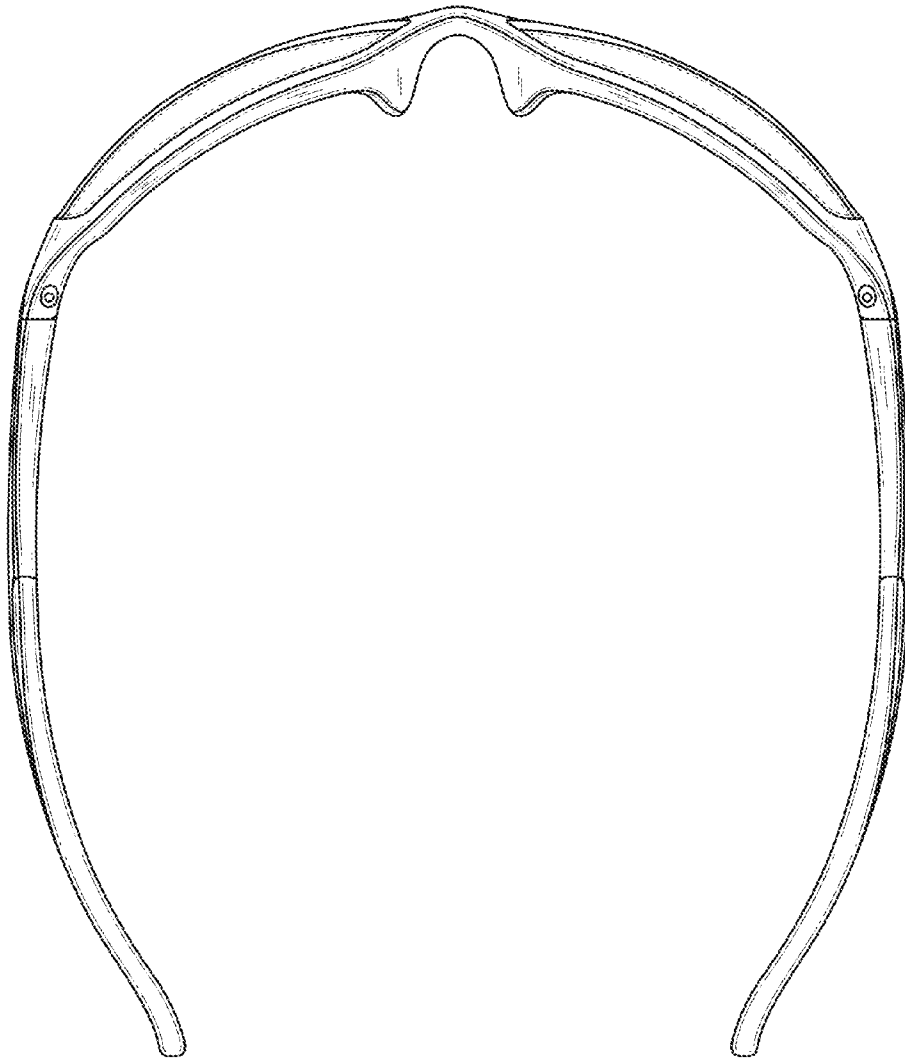


Fig. 5

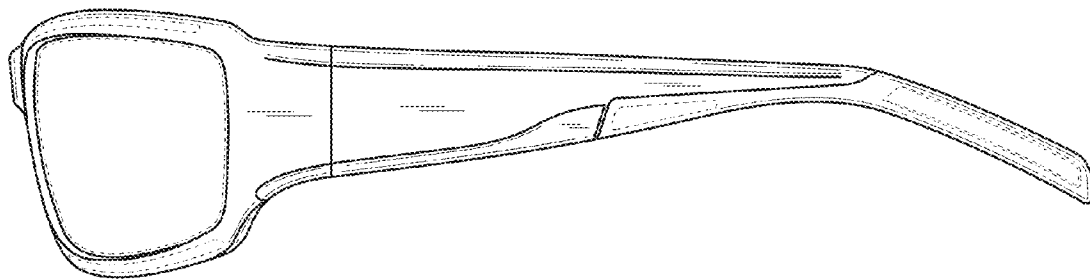


Fig. 6