



US00D722796S

(12) **United States Design Patent**  
**Lievore et al.**

(10) **Patent No.:** **US D722,796 S**

(45) **Date of Patent:** **\*\* Feb. 24, 2015**

(54) **COAT STAND**

(71) Applicant: **Arper S.p.A.**, Monastier di Treviso,  
Treviso (IT)  
(72) Inventors: **Alberto Lievore**, Treviso (IT);  
**Jeannette Altherr**, Treviso (IT); **Manuel**  
**Molina**, Treviso (IT)

(73) Assignee: **Arper S.p.A.**, Monastier di Treviso,  
Treviso (IT)

(\*\*) Term: **14 Years**

(21) Appl. No.: **29/468,602**

(22) Filed: **Oct. 1, 2013**

(30) **Foreign Application Priority Data**

Apr. 8, 2013 (WO) ..... 730868701

(51) **LOC (10) Cl.** ..... **06-04**

(52) **U.S. Cl.**  
USPC ..... **D6/681.3; D6/681.1**

(58) **Field of Classification Search**  
CPC ..... A47F 5/00; A47F 5/05; A47F 5/06;  
A47F 7/19; A47F 7/22; A47F 7/24  
USPC ..... D6/310, 315, 316, 319, 320, 322, 324,  
D6/363, 405, 546, 570, 673, 680.2, 680.3,  
D6/681.1, 681.3, 689, 700, 701, 702;  
D2/826, 828, 860; 211/33, 190

See application file for complete search history.

(56) **References Cited**

U.S. PATENT DOCUMENTS

2,010,093 A *	8/1935	Lazarus	.....	211/30
D225,141 S *	11/1972	Acton	.....	D6/460
D326,573 S *	6/1992	Crawford et al.	.....	D6/458
D339,009 S *	9/1993	Evenson	.....	D6/411
D339,249 S *	9/1993	Wu	.....	D6/411
D450,200 S *	11/2001	Lowe	.....	D6/411
D639,087 S *	6/2011	Wisniewski	.....	D6/411

OTHER PUBLICATIONS

Coat Rack, announced Dec. 2, 2013, [online], [site visited Sep. 21, 2014]. Available from Internet, <URLhttps://www.1stdibs.com/furniture/more-furniture-collectibles/coat-stands/coat-rack-at16-osvaldo-borsani/id-f\_810188/\*

\* cited by examiner

*Primary Examiner* — Cathron Brooks

*Assistant Examiner* — Catherine Posthauer

(74) *Attorney, Agent, or Firm* — Merchant & Gould P.C.

(57) **CLAIM**

The ornamental design for a coat stand, as shown and described.

**DESCRIPTION**

FIG. 1 is a perspective view of a coat stand showing our new design;

FIG. 2 is a left side view thereof;

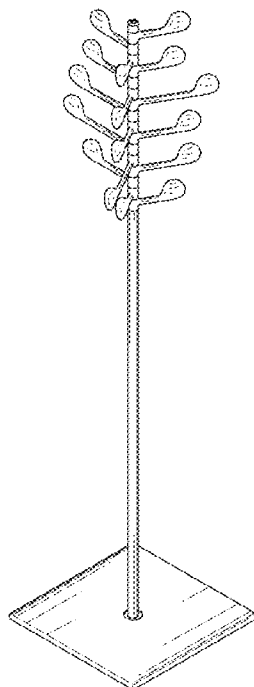
FIG. 3 is a right side view thereof;

FIG. 4 is a front view thereof;

FIG. 5 is a rear view thereof; and,

FIG. 6 is a top plan view thereof.

**1 Claim, 6 Drawing Sheets**



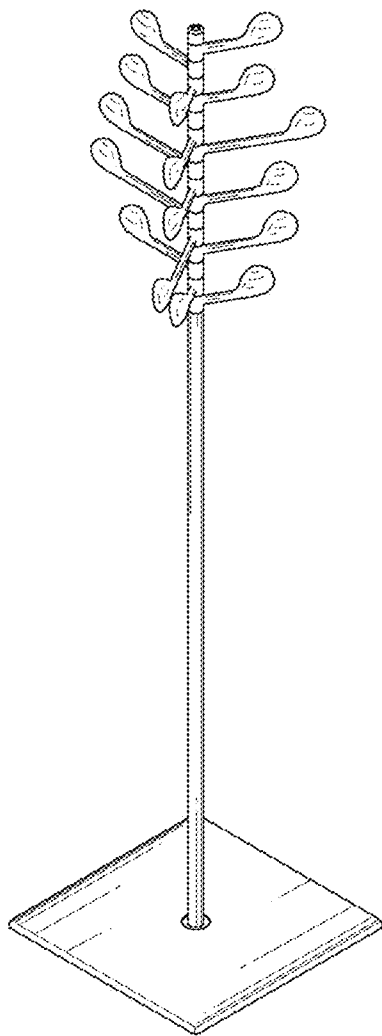


FIG. 1

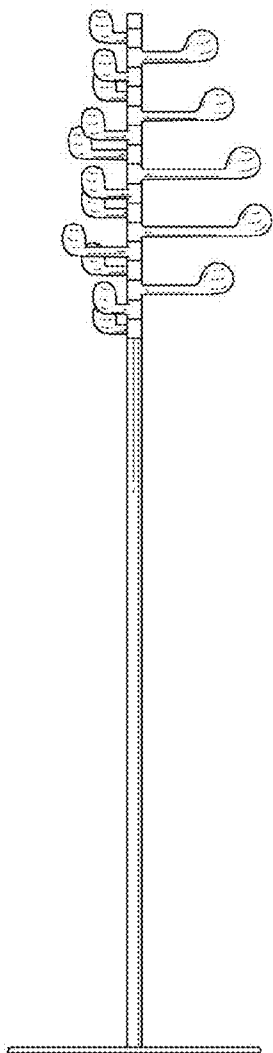


FIG. 2

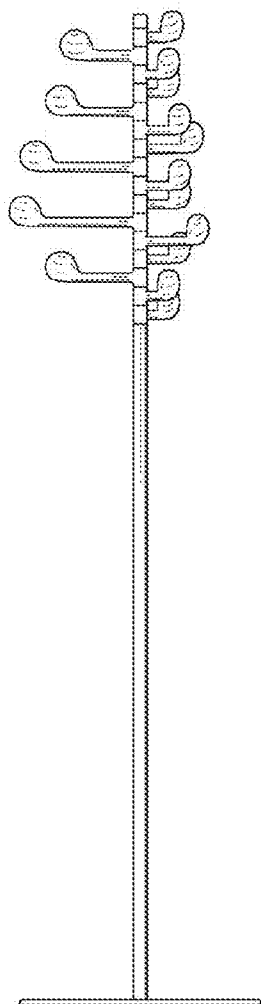


FIG. 3

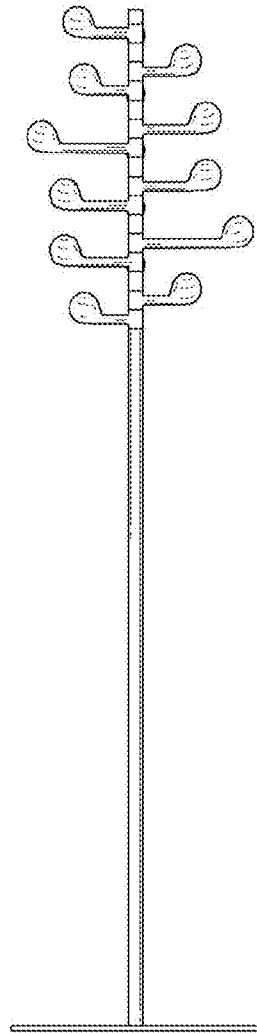


FIG. 4

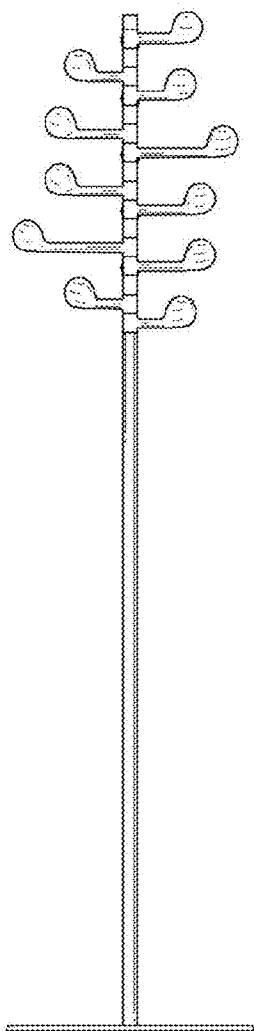


FIG. 5

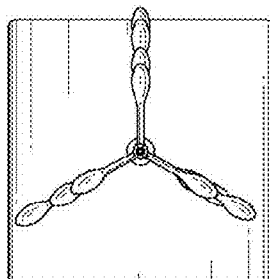


FIG. 6