



US00D450978B1

(12) **United States Design Patent**
Smith

(10) **Patent No.:** **US D450,978 S**

(45) **Date of Patent:** **** Nov. 27, 2001**

(54) **BLENDER**

(75) **Inventor:** **Michael Smith**, Glen Allen, VA (US)

(73) **Assignee:** **Hamilton Beach/Proctor-Silex Inc.**,
Glen Allen, VA (US)

(**) **Term:** **14 Years**

(21) **Appl. No.:** **29/140,068**

(22) **Filed:** **Apr. 11, 2001**

(51) **LOC (7) Cl.** **31-00**

(52) **U.S. Cl.** **D7/378**

(58) **Field of Search** D7/376-386, 412,
D7/413; 241/33, 101.01, 285.1, 285.2, 301;
366/65, 197, 199, 241, 349

(56) **References Cited**

U.S. PATENT DOCUMENTS

- D. 235,608 * 7/1975 Yoshida et al. D7/378
- D. 309,548 7/1990 McCloskey .
- D. 319,950 9/1991 Maass .
- D. 339,715 9/1993 Barrault .
- D. 347,966 6/1994 Doggett .
- D. 349,423 8/1994 Burgel .
- D. 370,151 5/1996 McLinden et al. .
- D. 373,504 9/1996 Leverrier .
- D. 383,644 9/1997 Feil .
- D. 386,355 11/1997 Davidson et al. .
- D. 386,941 12/1997 Barker .
- D. 387,948 12/1997 Leverrier .

- D. 394,984 6/1998 Andrieu .
- D. 394,986 6/1998 Lallemand .
- D. 396,990 8/1998 Leverrier .
- D. 400,757 11/1998 Hippen et al. .
- D. 403,202 12/1998 Cousins .
- D. 404,247 1/1999 Spagnolo .
- D. 404,606 1/1999 Huang .
- D. 404,607 1/1999 Huang .
- D. 412,809 8/1999 Toro et al. .
- D. 417,581 12/1999 Barthelemy et al. .
- D. 422,448 4/2000 Kindig et al. .

* cited by examiner

Primary Examiner—Caron D. Veynar

(74) *Attorney, Agent, or Firm*—Akin, Gump, Strauss,
Haller & Feld, L.L.P.

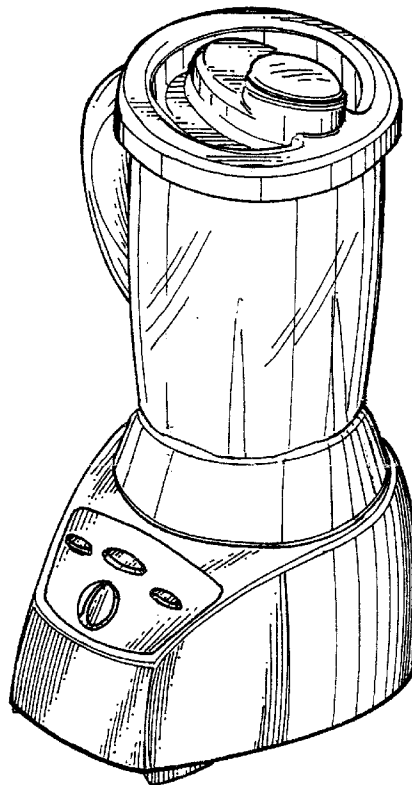
(57) **CLAIM**

The ornamental design for a blender, as shown and described.

DESCRIPTION

FIG. 1 is a front perspective view of a blender in accordance with my new design;
 FIG. 2 is a front elevational view thereof;
 FIG. 3 is a rear elevational view thereof;
 FIG. 4 is a top plan view thereof;
 FIG. 5 is a bottom plan view thereof;
 FIG. 6 is a left side elevational view thereof; and,
 FIG. 7 is a right side elevational view thereof.

1 Claim, 3 Drawing Sheets



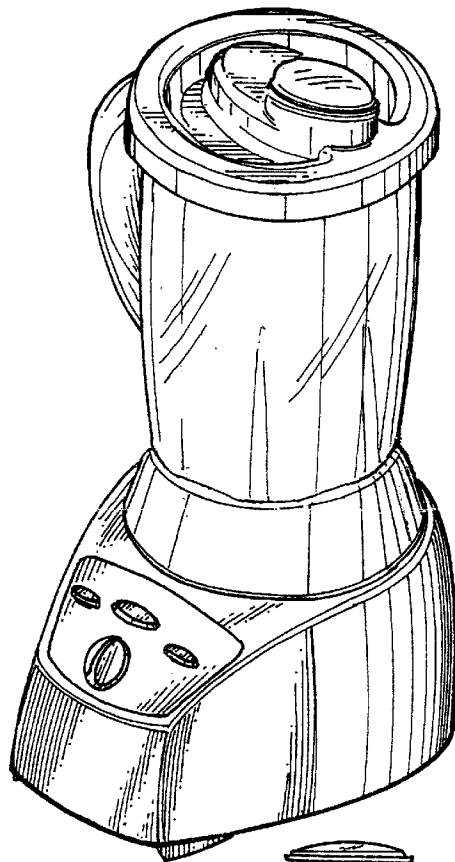


FIG. 1




FIG. 2




FIG. 3

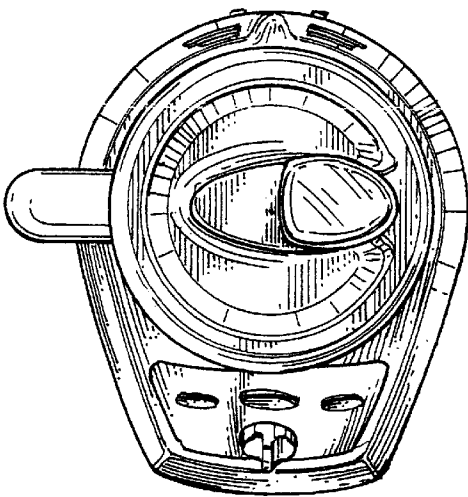


FIG. 4

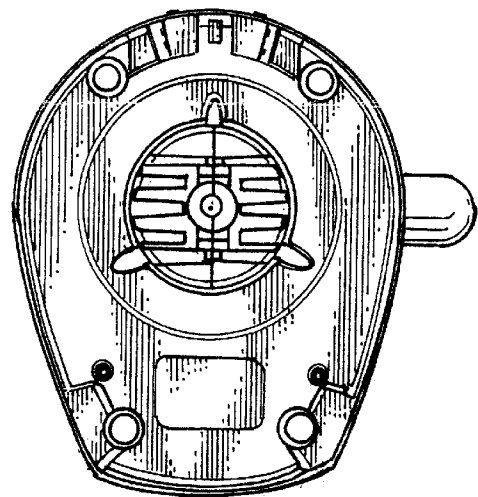


FIG. 5

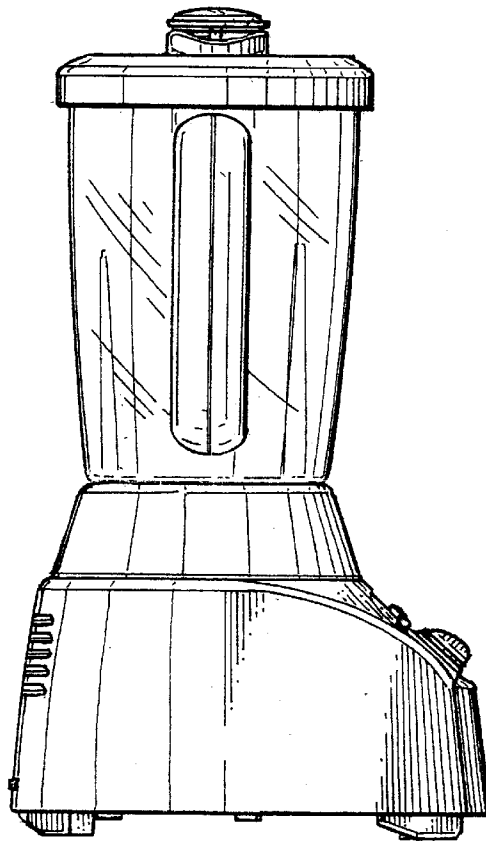


FIG. 6

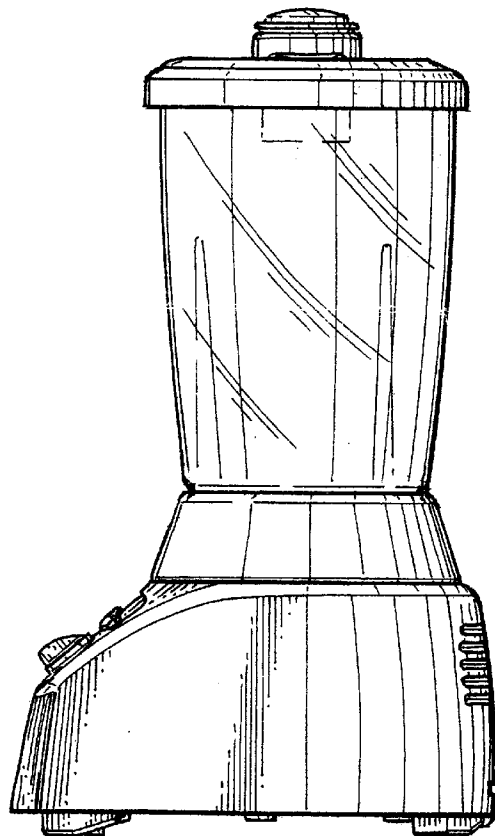


FIG. 7