



US00D337644S

United States Patent [19]

[11] Patent Number: **Des. 337,644**

Stearns et al.

[45] Date of Patent: **** Jul. 27, 1993**

[54] LANTERN

[75] Inventors: **David K. Stearns; David J. Bamber,**
both of Wichita, Kans.

[73] Assignee: **The Coleman Company, Inc.,**
Wichita, Kans.

[**] Term: **14 Years**

[21] Appl. No.: **929,490**

[22] Filed: **Aug. 18, 1992**

D. 284,106	6/1986	Drane	D26/44
D. 284,309	6/1986	Schosser et al.	D26/48
2,620,388	12/1952	Franz	.	
4,575,784	3/1986	Diau	362/200 X
4,739,457	4/1988	Orr	362/287
4,977,489	12/1990	Fung	362/287

Primary Examiner—Susan J. Lucas

[57] CLAIM

The ornamental design for a lantern, as shown and described.

DESCRIPTION

FIG. 1 is a front, left side perspective view of a lantern showing our new design;
 FIG. 2 is a top plan view thereof on an enlarged scale;
 FIG. 3 is a left side elevational view thereof on an enlarged scale, the right side being a mirror image;
 FIG. 4 is a front elevational view thereof on an enlarged scale;
 FIG. 5 is a rear elevational view thereof on an enlarged scale;
 FIG. 6 is a bottom plan view thereof on an enlarged scale; and,
 FIG. 7 is a front, left side perspective view of the lantern pivoted on its base to an alternate position.

Related U.S. Application Data

[63] Continuation of Ser. No. 729,827, Jul. 15, 1991, abandoned.


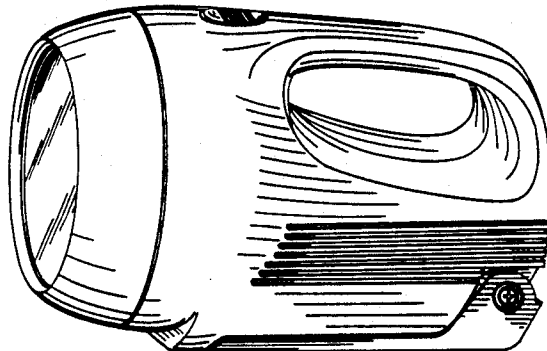
[52] U.S. Cl. D26/48

[58] Field of Search D26/37-50;
362/157, 158, 183-191, 194-202, 205

[56] References Cited

U.S. PATENT DOCUMENTS

D. 86,734	4/1932	Mitchell	.	
D. 239,557	4/1976	Nicholl	D26/48
D. 256,278	8/1980	Wong	D26/46






Fig. 1




Fig. 7

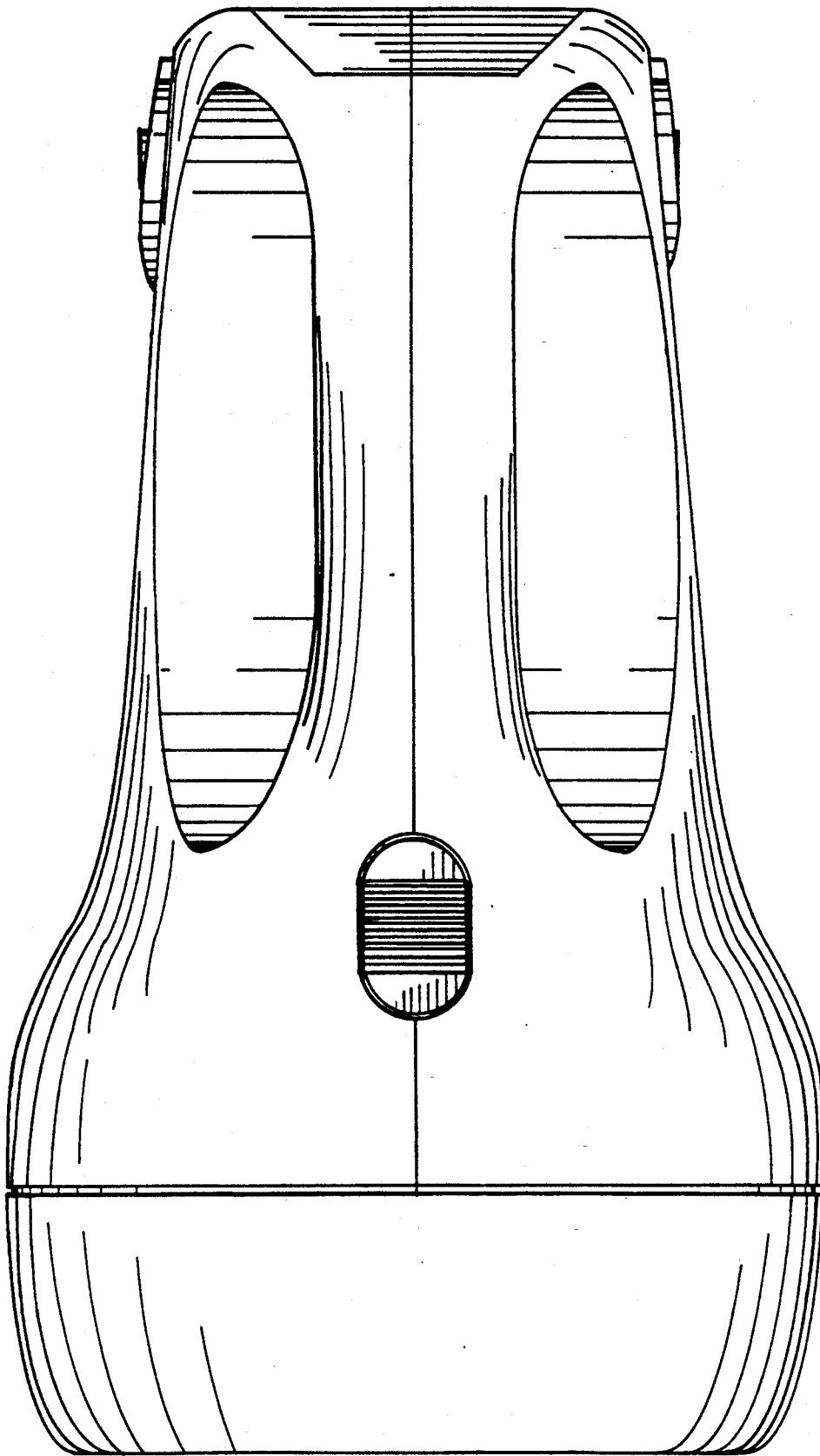


Fig. 2



Fig. 3

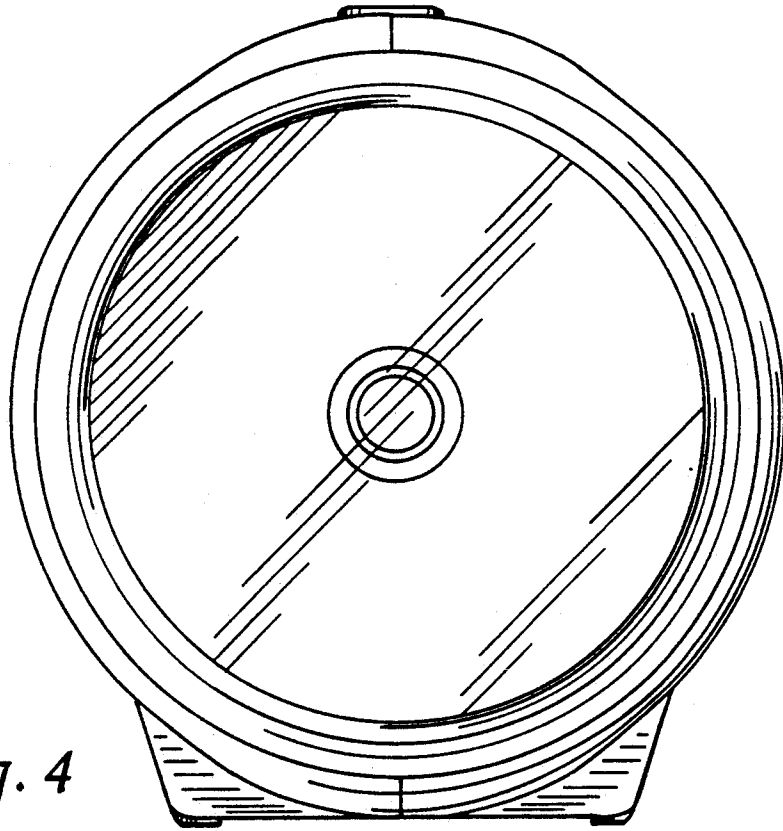


Fig. 4

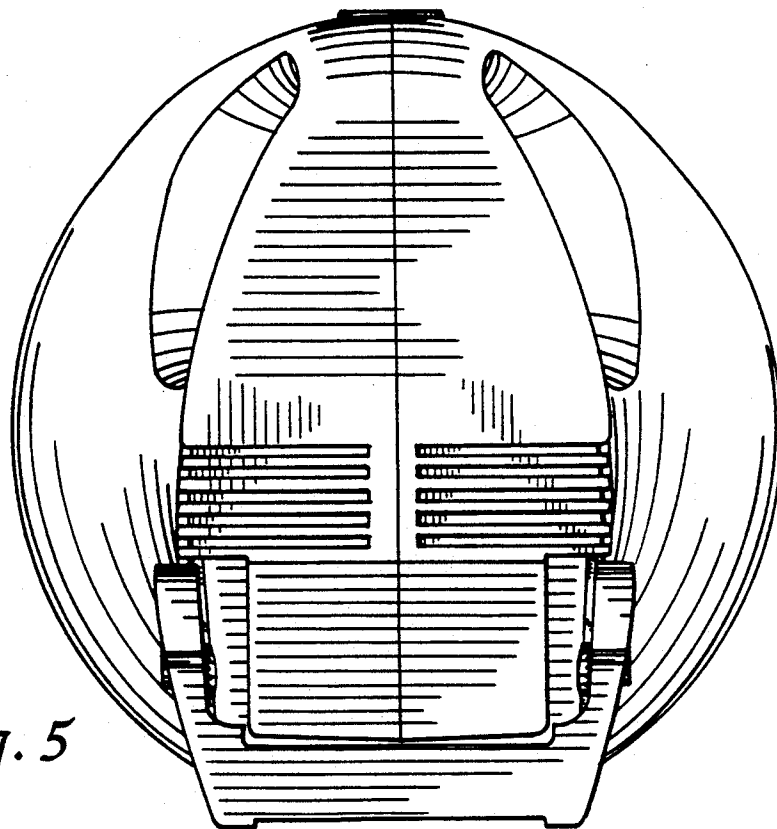


Fig. 5

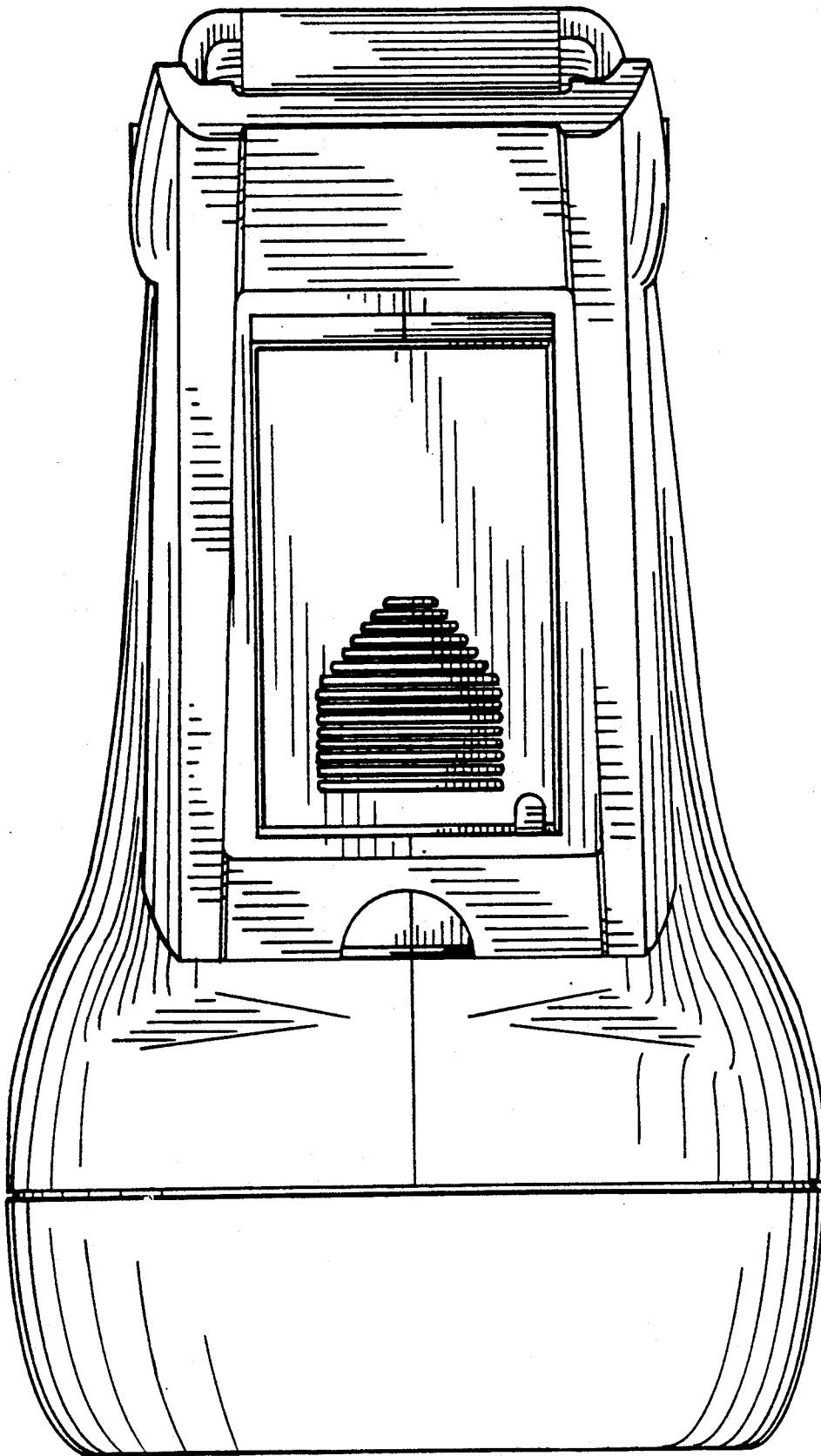


Fig. 6