

A U S T R A L I A

Patents Act 1990

654635

PATENT REQUEST : STANDARD PATENT

We, being the persons identified below as the Applicants, request the grant of a standard patent to the persons identified below as the Nominated Persons, for an invention described in the accompanying complete specification.

Full application details follow:

[71/70] Applicants/Nominated Persons:
**Jeffrey L. Taylor AND Roy Luckenbach
AND Michael Coco AND Carl Twickler**

Addresses: 316 Wilmuth Avenue, Cincinnati, Ohio 45215, USA;
10337 John's Town Drive, Charlotte, North Carolina 28210, USA;
3300 Park Avenue, Bridgeport, Connecticut 06604, USA; and
12 Beers Road, Easton, Connecticut 06612, USA, respectively

[54] Invention Title:
"Barrier fabrics and methods of making same"

[72] Names of actual inventors:

Jeffrey L. TAYLOR
Roy LUCKENBACH
Michael COCO
Carl TWICKLER

[74] Address for service in Australia:

DAVIES COLLISON CAVE, Patent Attorneys, of 1 Little Collins Street,
Melbourne, Victoria, Australia. Attorney Code: DM

DIVISIONAL APPLICATION DETAILS:

[62] Original Application No. 642842 (13995/92)
Persons by whom made: Jeffrey L. Taylor AND Roy Luckenbach
AND Michael Coco AND Carl Twickler

DATED this 5th day of January, 1994



.....
A member of the firm of DAVIES
COLLISON CAVE for and on behalf
of the Applicants

4052224 060198

AUSTRALIA

Patents Act 1990

NOTICE OF ENTITLEMENT

We, Jeffrey L. Taylor AND Roy Luckenbach AND Michael Coco AND Carl Twickler
of 316 Wilmuth Avenue, Cincinnati, Ohio 45215, USA;
10337 John's Town Drive, Charlotte, North Carolina 28210, USA;
3300 Park Avenue, Bridgeport, Connecticut 06604, USA; and
12 Beers Road, Easton, Connecticut 06612, USA, respectively

the applicants in respect of the accompanying patent request, state the following:-

The Nominated persons are entitled to the grant of the patent because the Nominated persons are the actual inventors.

The Nominated persons are the applicants of the original application with respect to which the present application is a further complete application under S.39 of the Patents Act 1990.

5 January, 1994



(A member of the firm of Davies Collison Cave for
and on behalf of the applicants)



AU9453037

(12) PATENT ABRIDGMENT (11) Document No. AU-B-53037/94
(19) AUSTRALIAN PATENT OFFICE (10) Acceptance No. 654635

- (54) Title
BARRIER FABRICS AND METHODS OF MAKING SAME
- (51)⁵ International Patent Classification(s)
D06M 015/647 A41D 013/12 B32B 025/10 B32B 025/20
D06N 003/12
- (21) Application No. : 53037/94 (22) Application Date : 06.01.94
- (30) Priority Data
- (31) Number (32) Date (33) Country
679735 03.04.91 US UNITED STATES OF AMERICA
- (43) Publication Date : 14.04.94
- (44) Publication Date of Accepted Application : 10.11.94
- (62) Related to Division(s) : 13995/92
- (71) Applicant(s)
JEFFREY L. TAYLOR; ROY LUCKENBACH; MICHAEL COCO; CARL TWICKLER
- (72) Inventor(s)
JEFFREY L. TAYLOR; ROY LUCKENBACH; MICHAEL COCO; CARL TWICKLER
- (74) Attorney or Agent
DAVIES COLLISON CAVE , 1 Little Collins Street, MELBOURNE VIC 3000
- (57) Claim

1. A method of making a barrier fabric for use in reusable medical/surgical products, which are to be washed, dried and sterilized subsequent to each use,

said barrier fabric being functionally characterized in that it is impermeable to liquids under a pressure no less than five pounds per square inch, and

this impermeability standard is maintained after the barrier fabric has been subject to at least 75 institutional washing/sterilization cycles,

said method comprising the steps of

forming a thin film of uncured silicone in a highly-viscous state,

providing a fabric web formed of tightly woven polyester yarns, which form a plurality of curved yarn portions in the form of "nubs" which define one surface of the fabric, said web being further characterized in that it has been treated with a hydrophilic finish to provide the surfaces of the yarns with a hydrophilic characteristic,

feeding the web and the uncured silicone film between a pair of rolls and exerting sufficient pressure on said silicone film to force it into intimate contact with a substantial portion of each of said "nubs", and

(11) AU-B-53037/94
(10) 654635

-2-

thereafter curing the silicone film to provide a barrier fabric characterized in having a fabric substrate and a silicone membrane attached thereto by a highly tenacious bonding mechanism.

654635^{regulation 3.2}

A U S T R A L I A

Patents Act 1990

COMPLETE SPECIFICATION

FOR A STANDARD PATENT

(ORIGINAL)

Name of Applicants: Jeffrey L. Taylor AND Roy Luckenbach
AND Michael Coco AND Carl Twickler

Address for Service: DAVIES COLLISON CAVE, Patent Attorneys,
1 Little Collins Street, Melbourne, 3000.

Invention Title: "Barrier fabrics and methods of making same"

The following statement is a full description of this invention, including the
best method of performing it known to us:

5

The present invention is a divisional application of Australian Patent Application 13995/92, the entire disclosure
10 of which is incorporated herein by reference.

The present invention relates to improvements in the methods of making barrier fabrics adapted for incorporation in reusable medical/surgical products.

Barrier fabrics are generally characterized by being
15 impervious to penetration by liquids. There is a class of barrier fabrics which, additionally, are vapor permeable to provide what is termed breathability. Breathable barrier fabrics, for example, find widespread use in fabricating foul weather garments to provide protection against rain, while
20 permitting the dissipation of perspiration. Breathable barrier fabrics are also used in constructing surgical drapes to protect a surgeon from blood and other fluids incident to a surgical procedure.

The point being made is that liquid impermeability is
25 relative, being measured by the hydraulic head of liquid which can be resisted before the liquid penetrates the fabric. Generally speaking, liquid impermeability is inversely proportional to breathability, or the degree to which a fabric

is permeable to vapor.

AU 13995/92 is directed to fabrics which are specifically adapted to be used in constructing surgical gowns, to provide the highest degree of possible protection from such potentially fatal microorganisms as the AIDS virus. Breathable barrier fabrics have been previously used for this purpose, in surgical gowns, to avoid discomfort for the surgeon during an extended surgical procedure. While these barrier fabrics do provide a high degree of reliability in preventing strike through of blood and the like, there is now a demand for a higher degree of protection, i.e., liquid impermeability, at the sacrifice of the breathability feature.

Reusable, surgical gowns, surgical drapes and other reusable medical/surgical products have further requirements, which distinguish them from other products, or garments that incorporate barrier fabrics. This is to say that, after each use, a reusable surgical gown, must be washed, dried and sterilized for subsequent reuse. These procedures involve harsh detergents and high tem-

peratures which can quickly degrade the gown and limit the number of times the gown can be reused.

A typical, institutional washing/sterilization cycle for such reusable medical/surgical products generally comprises an initial flush in which the products are soaked in water at 90° - 100° F for three to five minutes. The products are then soaked in an alkali (with a ph in excess of 10) bath at 120° - 140° F for three to five minutes to loosen dirt. Next the products are placed in a detergent bath at approximately 160° F for approximately eight to ten minutes. Next is a bleach bath at approximately 160° F for approximately five minutes. This is followed by one or more rinsings at temperatures which may be progressively reduced from 140° to ambient temperature. Finally, there is a acid sour bath in which the ph is adjusted to the four to five range, and in which a softening agent may also be employed. There is then one or more, rinse baths.

The products are mechanically agitated in some, if not all of these baths. Also, following each bath, there is an extraction (spin) cycle to minimize the liquid carried over to the succeeding process.

The products are then dried in a tumbling dryer at an average temperature of 160° F. Typical drying times for products are in the order of 20 to 40 minutes. It is to be noted that there can be hot spots in such dryers, which can subject the products to temperatures in excess of 400° F.

After drying, the products are placed in an autoclave and sterilized by pressurized steam at a temperature of approximately 270° F, for at least four minutes.

5 These harsh conditions are several orders of magnitude greater than those existing in the laundering, or dry cleaning of barrier fabrics incorporated in ordinary garments. In fact, many of the barrier fabrics, intended for use in normal garments, such as foul weather gear, become unusable after a single, or relatively few, institutional washing/sterilization cycles.

10

 It is also readily apparent that acquisition costs and the number of times a surgical gown can be reused, have a direct bearing on the per use cost of a surgical gown. It will also be noted that there are disposable surgical gowns and other medical/ surgical products in the market. The per use cost of such disposable items is, in essence, simply their acquisition cost and cost of disposal. Disposable gowns have an advantage in convenience. Reusable gowns have an advantage in that they

15


20 have a drapability and feel, which is preferred over that of disposable gowns, which are fabricated of nonwoven fabrics. Drapability and feel are factors of the "hand" of the textile fabrics employed in constructing reusable surgical gowns.

25 All of this is to emphasize that there is a competitive motivation to minimize the per use cost of reusable surgical gowns and other reusable, medical/surgical garments and products.

Barrier fabrics represent a highly developed and crowded art, as is apparent from the extremely large number of patents disclosing the proposed use of a wide variety of constructions and constituents to provide the barrier function, many of which have had some measure of commercial acceptance.

However, none of these prior barrier fabrics fully meet the ends sought herein, namely the provision of highly effective liquid barrier which survives repeated institutional washing/sterilization cycles and, further, has a "hand" which approximates, or at least approaches the "hand" of textile fabrics.

AU 13995/92 provides a barrier fabric for use in reusable medical/surgical products, which are to be washed, dried and sterilized subsequent to each use. This barrier fabric is functionally characterized in that it is impermeable to liquids under a pressure no less than five pounds per square inch. It is further characterized in that this impermeability standard is maintained after



the barrier fabric has been subject to at least 75 institutional washing/sterilization cycles.

This barrier fabric comprises a liquid impervious membrane and a fabric substrate to which the membrane is attached and is characterized in that the membrane is formed by a typical, methyl vinyl silicone polymer. The fabric substrate is characterized in being formed of tightly woven polyester yarns, which form a plurality of curved yarn portions in the form of "nubs" which define one surface of the fabric. The silicone membrane is attached to this surface of the fabric substrate by a bonding mechanism comprised of portions of the membrane conforming to and in intimate contact with a substantial portion of each of said "nubs", and a hydrophilic surface characteristic of the portions said "nubs", with which the membrane is in intimate contact.

Further features of the invention include the average thickness of the silicone membrane being between approximately .002 inches and .010 inches and more preferable .003 inch. The silicone membrane has a hardness between approximately 30 and 70 and preferably 50 as measured on the Shore "A" scale.

The fabric substrate is, preferably, a plain woven fabric having a porosity of less than ten cubic feet per minute per square yard, as measured by the Frazier Test.

The fabric substrate may also be characterized as, preferably being a plain woven fabric, which has a griegge weight of approximately 2.3 ounces per square yard, with

the warp yarns and filling yarns having a denier of approximately 70, and constructed with approximately 138 ends per inch and approximately 86 picks per inch. Additional advantages are found where the warp yarns are 70/34 false twist, set yarn and the filling yarns are 70/68 untexturized yarn.

The outer surface of the membrane is preferably textured by the application of talc thereto, prior to curing of the silicone membrane.

10 According to the present invention there is provided a method of making a barrier fabric for use in reusable medical/surgical products, which are to be washed, dried and sterilized subsequent to each use,

said barrier fabric being functionally characterized in 15 that it is impermeable to liquids under a pressure no less than five pounds per square inch, and

this impermeability standard is maintained after the barrier fabric has been subject to at least 75 institutional washing/sterilization cycles,

20 said method comprising the steps of

forming a thin film of uncured silicone in a highly-viscous state,

providing a fabric web formed of tightly woven polyester yarns, which form a plurality of curved yarn portions in the form of "nubs" which define one surface of the fabric, said 25 web being further characterized in that it has been treated with a hydrophilic finish to provide the surfaces of the yarns with a hydrophilic characteristic,

feeding the web and the uncured silicone film between a pair of rolls and exerting sufficient pressure on said silicone film to force it into intimate contact with a substantial portion of each of said "nubs", and

5 thereafter curing the silicone film to provide a barrier fabric characterized in having a fabric substrate and a silicone membrane attached thereto by a highly tenacious bonding mechanism.

The method aspects of the invention may be practiced with
10 existing calendaring/coating apparatus wherein a film of highly viscous, uncured silicone is coated onto a web of fabric. Features of the invention, include providing a film of uncured silicone with a Mooney viscosity ranging between 30 and 60 and preferably approximately 45. Additionally, talc
15 may be applied to the silicone film, after it has been attached to the fabric web and prior to curing of the silicone.

The features of the invention will be apparent from the following description of the present invention, wherein
20 specific exemplification is set forth by way of example, with reference to the accompanying drawings and the novelty thereof pointed out in the appended claims.

In the drawing:

Fig. 1 is a cross section, on a highly enlarged scale, of the barrier fabric;
and

5 Fig. 2 is a diagrammatic illustration of the process for producing the fabric of Fig. 1.

The fabric of AJ 13995/92 is generally indicated by reference character 10 in Fig. 1 and comprises a silicone membrane 12 and a fabric substrate 14.

10 The substrate 14 is a highly bulked, tightly woven fabric, preferably plain woven (one by one) comprised of warp yarns 16 and filling yarns 18.

15 Both the warp yarns and filling yarns are continuous, multifilament, polyester yarns, which are readily available from various commercial sources.

20 The substrate fabric is further characterized in that it has 138 ends per inch and 86 picks per inch, employing 70/34, false twist, texturized, set polyester, warp yarns and 70/68 untexturized, i.e., fully oriented, polyester filling yarns.

25 The fabric substrate is also characterized by a griegge weight of approximately 2.26 ounces per square yard. In the usual case the fabric will be dyed and a hydrophilic finish is applied, to the end that the hydrophobic surfaces of the polyester yarn filaments are hydrophilic. The dried and hydrophilic finished fabric has a weight of approximately 2.6 ounces per square yard.

The membrane 12 is a cured, silicone polymer having an average thickness in the order of .003 inch. The silicone polymer may be what is known as a typical, methyl vinyl silicone. The silicone material is modified, pursuant to procedures known in the art, through the addition of silica fillers, to have a durometer, or hardness, of approximately 50 on the Shore "A" scale.

Silicone has been selected as the membrane polymer because, among other reasons, it is, essentially, chemically resistant to degradation by the alkalis and acids and detergents involved in institutional washing, as well as the elevated temperatures involved, all as has been set forth above. Thus the selected membrane material is not subject to degradation when incorporated in reusable, medical/surgical products.

The hardness parameter of the silicone membrane has been found critical to achieving characteristics necessary to attain the ends of the present invention. These factors include attaining the desired liquid impermeability while at the same time providing a barrier fabric which has a "hand" which approximates that of plain textile fabrics.


As will later, more fully appear in the description of the method employed in forming this fabric, the membrane 12 is attached to the fabric substrate 14 by an enhanced, and highly effective bond, which is attained by the application of a hydrophilic finish to the fabric

substrate 14, prior to application of the membrane 12 thereto.

5 Polyester, as an inherent characteristic, is hydrophobic. In many fabric products, it is desired that the fabric possess hydrophilicity. This need has been met by the development of hydrophilic finishes, or treatments, which provide a hydrophilic characteristic to the polyester surfaces of the filaments comprised in the yarns employed in constructing the fabric. The treated fabric then possesses water absorbent properties not found in untreated polyester fabrics.

10 Returning to the fabric substrate 12, it will be seen that the woven warp and filling yarns comprise curved portions. These curved portions form a plurality of closely spaced, projecting "nubs" which define the surfaces of the fabric. The bonding mechanism, whereby the membrane is attached to the fabric is in part derived from an intimate contact between these curved portions, or "nubs". This is to say that there is intimate contact between the looped portions of the yarns and not merely contact with the tops of the "nubs". This bonding mechanism is also derived from the hydrophilic finish treatment of the polyester yarns, which provides the surfaces of their filaments with hydrophilicity.

25 As has been previously indicated, the fabric substrate is tightly woven, and has been characterized above in terms of ends and picks and yarn deniers. These parameters define a fabric which has minimum sized interstices



between the yarns and their filaments. Minimum interstice size may also be defined by the porosity of a fabric. It has been found that the fabric substrate 12 should have a porosity which limits air flow to less than 10 cubic feet per minute per square yard, as measured by the Frazier Test (ASTM-737-75).

By obtaining intimate contact between the "nubs" which define the surface of a fabric having a minimum interstice size, characterized above, it has been found that a higher degree of reliability is attained in providing a the liquid impermeability function, with a minimum thickness membrane.

The "nubbed" character of the surface of a woven fabric also explains the earlier reference to the thickness of the surface be expressed as an "average" to take into account the fact that the thickness will be less where the membrane overlies the top of a "nub".

It should be further appreciated that the small interstice sizes of the fabric permits a reasonable tolerance in preventing a breakdown in impermeability, i.e., strikethrough, where the membrane thickness is less than the desired .003 inch.

The process for manufacturing the barrier fabric 10 is diagrammatically illustrated in Fig. 2.

A web of fabric substrate 14 is drawn from a supply roll 20 and fed to calendaring/coating apparatus 22, which coats the membrane 12 to one surface of the substrate. The fabric substrate is a tightly woven fabric,

as above defined and characterized. This fabric has, further been treated with a hydrophilic finish.

The calendaring/coating apparatus may be of any well know design, and, in Fig. 2, is abbreviated to illustrate its basic functions of forming a highly viscous, or semi-liquid polymer film and then applying that film to a fabric substrate.

Thus, there is a batch source, or supply, of uncured silicone, indicated by reference character 24, which has been pre-mixed with a polymerization agent. As previously indicated, this would be an uncured, typical, methyl vinyl silicone, an exemplary silicone being from Dow Corning, Inc. Midland Michigan, under the designation "Silastic".

This uncured silicone is modified by the addition of silica filler, so that, in its cured state, it has a hardness of approximately 50 on the Shore "A" scale.

The uncured silicone polymer can be appropriately modified, by conventional means, to provide, within a relatively large, range, a desired viscosity. For purposes of the present invention, it has been found that the viscosity of the uncured silicone resin should have a Mooney Viscosity rating of 45, at room temperature. This viscosity contributes to obtaining the desired intimate contact between the silicone material and the fabric "nubs", discussed above.

The source batch (24) is spread and squeezed between calendaring rolls 26, 28 to form a thin film of

uncured silicone, which is carried on the surface of roll 28. The thickness of this film approximates the average thickness of the membrane 14 in the end product.

5 The web of textile fabric substrate is fed, in overlying relation onto the film of uncured silicone and pressed thereagainst by a pressure roll 30.

10 The fabricate substrate is thus coated with the uncured, silicone polymer. The viscous state of the uncured silicone, permits it to be forced into the intimate contact with the yarns of the fabric 14. This intimate contact is illustrated in Fig. 1.

15 The coated fabric is then fed to a vertically upward run. Talc is applied, at 30, to the exposed surface of the uncured silicone membrane. Excess talc is then removed by a brush 32. The coated fabric is then wound into roll form in order that it may be later fed through an oven to heat cure the silicone membrane.

20 The coated fabric is then fed through an oven to heat cure the silicone membrane. Conventional temperatures and oven dwell times can be employed in heat curing the silicone membrane.

25 The talc coating was originally provided to serve as a parting agent so that the uncured resin could be rolled on itself and later unrolled and fed through the curing oven.

It has been discovered that the talc coated silicone, when cured, has a roughened surface. Also, a small amount of talc remains in the surface of the silicone,

after curing. This residual talc, and the roughened surface, contribute to the improved "hand" of the barrier fabric 10.

5 It will be further noted that polymer membranes of prior barrier materials have been vulnerable to degradation by abrasion. When used in surgical/medical products, barrier fabrics are subject to substantial abrasion. They are further subject to abrasion in the institutional washing process. Thus it has been a conventional practice
10 to protect such membranes from abrasion by attaching protective substrates to opposite sides of the membrane.

The silicone membrane of the present invention is less subject to abrasion than most barrier fabrics that have been used in reusable, surgical/medical products. In
15 part, it is believed that this abrasion resistance improvement may be attributed to the talc treatment of the uncured silicon membrane. In any event, it is not necessary for the outer surface of the membrane
20 of a laminated barrier fabric. It is however, preferably that the membrane be protected by a fabric shield. This end may be attained providing a barrier fabric piece of a desired outline and then securing a light weight fabric piece, or shield, of corresponding outline in overlying
25 relation to the exposed membrane surface, by peripheral stitching. Alternatively, the barrier fabric 10 may be incorporated into a medical/product in such a fashion that it is secured to another fabric piece of the product



so that that other fabric piece serves as a protective shield.

At this point, it will be acknowledged that the coating of silicone membranes is known. The present invention differs from those known processes in that the barrier fabric produced, as taught herein, fulfills the needs of reusable, medical/surgical products in a fashion far superior to the silicone coated products hitherto produced.

The attainment of these ends lies in the several features described, including the silicone polymer, its viscosity in an uncured state at the time of being calendared onto the fabric substrate, the hydrophilic finish, modification of the fabric, the weight of the fabric substrate, the thickness of the silicone membrane, the durometer, or hardness of the cured silicone membrane, as well as the fabric yarns and the porosity of the fabric, which is minimized by the tightly woven construction employed, as related to yarn deniers and pick and end counts and/or porosity.

Barrier fabric manufactured pursuant to the foregoing teachings is not only liquid impermeable, but resists penetration by liquids under substantial hydraulic heads. Liquid pressures on medical/surgical products, such as gowns and drapes, are nominal. This is to say that, in the usual case, blood splashed on a gown has no hydraulic head tending to cause it to penetrate, or strike through, the gown. Likewise in further exemplifi-

cation of this point, in the case of a surgical drape, a saline solution might flow onto the drape, but would have only a nominal hydraulic head tending to cause a strikethrough. Nonetheless, there can be occasions, such as where a surgeon wipes a blood covered scalpel against the barrier fabric, where there will be finite hydraulic pressures which could cause a strikethrough.

It has been found that reliable protection against strikethroughs can be obtained where the liquid impermeability of the barrier fabric resists penetration of liquid under a pressure of at least five pounds per square inch. Barrier fabrics manufactured pursuant to foregoing teachings provide this minimum impermeability standard, and, in fact, are resistant to penetration of liquids under hydraulic heads substantially in excess of five pounds per square inch.

The significant characteristic of the barrier fabric is that this minimum impermeability requirement is met by the barrier fabric after it has been processed for subsequent reuse by the institutional washing/sterilization cycle specified above. While the parameters of that cycle are not governed by any fixed standard, the cycle itself is understood by those skilled in the art. An deviations from the description of that cycle, herein set forth, would involve only a matter of relatively small degree, insofar as the harshness of the conditions which tend to degrade the barrier fabric is concerned. This is to say that the term "institutional

washing/sterilization cycle", as herein used is a meaningful term to those skilled in the art and a proper standard for measuring the functional characteristics of barrier fabrics.

5 The barrier fabric of AU 13995/92 is unique in that following a minimum of 75 institutional washing/sterilization cycles, the barrier fabric still meets the minimum impermeability requirement of resisting penetration of liquids under a hydraulic head of about
10 five pounds per square inch. In fact, this minimum standard is maintained after the fabric has been processed by institutional washing/sterilization cycles in excess of 100.

15 The barrier fabric is thus, highly durable. It is significant to note that following 75, or more, institutional washing/sterilization cycles, that there is little, or no, visible delamination of the fabric substrate 14 from the membrane 12.


20 While there are preferred parameters, as indicated above, improved fabric characteristics can be obtained within relatively narrow ranges. Thus, for example, the viscosity of the uncured silicone can range between a Mooney viscosity rating of 30-60 and the cured durometer may range between 30 and 70 on the Shore A scale.

25 It will also be appreciated that there will be some measure of deviation from preferred parameters defining the fabric substrate 14. Thus, there are alternate yarn deniers and pick and end counts, and resultant fab-

ric weights, which would provide an equivalent, highly bulked, tightly woven, low porosity fabric.

The preferred, hydrophilic finish is generically characterized as involving a method of contacting a textile with a swelling agent and a base and heating to alter the textile, and then acidifying the treating bath and contacting the textile with a hydrophilic polymer, all of which is more fully taught in U.S. Patent 4,803,256. One advantage of this hydrophilic finish treatment is that the resultant hydrophilicity of the treated fabric is permanent. Chemicals for this treatment are available from Dow Corning, Inc. Midland, Michigan under the trademark Vestar. Other hydrophilic finishes, which do not have this permanent characteristic, may also be employed. Exemplary of such hydrophilic finishes are Milesase T available from ICI America, Inc., Wilmington Delaware, Alkaril QFC available from Chemical, Inc., Winds, Georgia and Scotchgard Stain Release Fabric Treatment FC-22, available from the 3M Company, St. Paul, Minnesota.

Throughout this specification and the claims which follow, unless the context requires otherwise, the word "comprise", or variations such as "comprises" or "comprising", will be understood to imply the inclusion of a stated integer or group of integers but not the exclusion of any other integer or group of integers.



THE CLAIMS DEFINING THE INVENTION ARE AS FOLLOWS:-

1. A method of making a barrier fabric for use in reusable medical/surgical products, which are to be washed, dried and
5 sterilized subsequent to each use,

said barrier fabric being functionally characterized in that it is impermeable to liquids under a pressure no less than five pounds per square inch, and

10 this impermeability standard is maintained after the barrier fabric has been subject to at least 75 institutional washing/sterilization cycles,

said method comprising the steps of

forming a thin film of uncured silicone in a highly-viscous state,

15 providing a fabric web formed of tightly woven polyester yarns, which form a plurality of curved yarn portions in the form of "nubs" which define one surface of the fabric, said web being further characterized in that it has been treated with a hydrophilic finish to provide the surfaces of the yarns
20 with a hydrophilic characteristic,

feeding the web and the uncured silicone film between a pair of rolls and exerting sufficient pressure on said silicone film to force it into intimate contact with a substantial portion of each of said "nubs", and

25 thereafter curing the silicone film to provide a barrier fabric characterized in having a fabric substrate and a silicone membrane attached thereto by a highly tenacious bonding mechanism.

30 2. A method as claimed in claim 1 further characterized in that

the silicone film is formed with a Mooney viscosity ranging between about 30 and 60.

35 3. A method as claimed in claim 2 further characterized that

the silicone film is formed with a Mooney viscosity of

~~approximately~~^{about} 45.

4. A method as claimed in any one of claims 1 to 3 further characterized in that
- 5 the fabric web has been contacted with a treating bath comprising a swelling agent and a base and the treating bath has been heated to alter the fabric, and then the treating bath has been acidified and the fabric contacted with a hydrophilic polymer.
- 10
5. A method as claimed in any one of claims 1 to 4 further characterized by the additional step of coating the exposed, surface of the silicone film with talc after attachment of the film to the fabric web and before
- 15 curing of the silicone.
6. A method as claimed in any one of claims 1 to 5 further characterized in that
- the film is formed with the addition of silica filler
- 20 such that, when the silicone cures, the resultant membrane has a hardness in the range of 30 to 70 on the Shore "A" scale.
7. A method as claimed in claim 6 further characterized in that
- 25 the film is formed with the addition of silica filler such that, when the silicone cures, the resultant membrane has a hardness of ~~approximately~~^{about} 50, measured on the Shore "A" scale.
- 30 8. A method as claimed in any one of claims 1 to 7 further characterized in that
- the step of providing a web comprises providing a fabric web which is a plain woven fabric having a porosity of less than ten cubic feet per minute per square yard, as measured
- 35 by the Frazier Test.
9. A method as claimed in any one of claims 1 to 8



further characterized in that
the step of providing a web comprises providing a fabric
web which is a plain woven fabric having
a griegge weight of about 2.3 ounces per square yard
5 the warp yarns and filling yarns have a denier of about
70, and
is constructed with about 138 ends per inch and about 86
picks per inch.

10 10. A method as claimed in claim 9
further characterized in that
the step of providing a web comprises providing a fabric
web which
the finished weight of the fabric substrate is about 2.6
15 ounces per square yard,
the step of providing a silicone film comprises providing
a film having a thickness of about .003 inch,
the hardness of the cured silicone membrane is about 50
as measured on the Shore "A" scale.

20 11. A method as claimed in claim 10
further characterized in that
the step of providing a web comprises providing a fabric
web which
25 has a griegge weight of about 2.3 ounces per square yard
the warp yarns and filling yarns have a denier of about
70, and
is constructed with about 138 ends per inch and about 86
picks per inch.

30 12. A method as claimed in claim 11
further characterized in that
the step of providing a web comprises providing a fabric
web which
35 the warp yarns are 70/34 false twist, set yarn and
the filling yarns are 70/68 untexturized yarn.



13. A method as claimed in claim 12
further characterized in that
the silicone film is formed with a Mooney viscosity of
about 45

5 the step of providing a web comprises providing a fabric
web which

the warp yarns are 70/34 false twist, set yarn and
the filling yarns are 70/68 untexturized yarn and
the fabric web has been contacted with a treating bath
10 comprising a swelling agent and a base and the treating bath
has been heated to alter the fabric, and then the treating
bath has been acidified and the fabric contacted with a
hydrophilic polymer.

15 14. A method as claimed in claim 13
further characterized by the additional step of
coating the exposed, surface of the silicone film with
talc after attachment of the film to the fabric web and before
curing of the silicone.

20 15. A method according to claim 1 substantially as
hereinbefore described with reference to the drawings.

25 DATED this 13th day of September, 1994.

JEFFREY L. TAYLOR, ROY LUCKENBACH,
MICHAEL COCO and CARL TWICKLER

By Their Patent Attorneys

30 DAVIES COLLISON CAVE

ABSTRACT

5 A method of making a barrier fabric for use in reusable
medical/surgical products. The barrier fabric is provided
through the use of coating/calendaring apparatus. A film of
highly viscous, uncured silicone is formed with a Mooney
viscosity of 45 and then pressed between rollers, into a
10 fabric web, to attain intimate contact. The silicone is then
cured.

5
6
7
8
9

10

11

12

06 01 * 5007

Fig 1

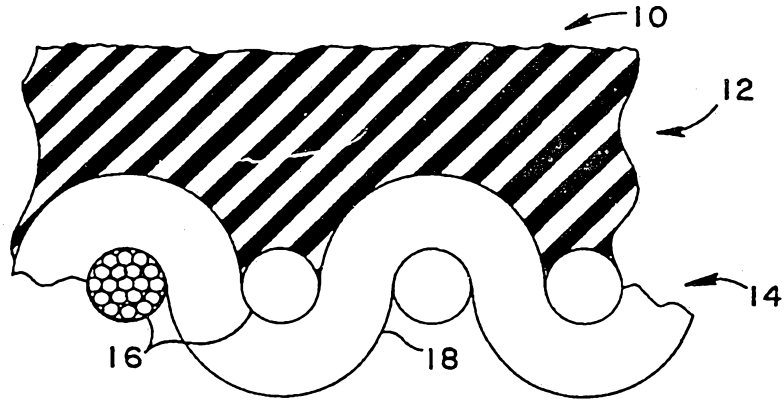


Fig 2

