



US00D503489S

(12) **United States Design Patent**
Yurich

(10) **Patent No.:** **US D503,489 S**

(45) **Date of Patent:** **** Mar. 29, 2005**

(54) **LIGHT FIXTURE**

(76) Inventor: **Gary D. Yurich**, 328 East Sunnybrook Dr., Royal Oak, MI (US) 48073-2646

(**) Term: **14 Years**

(21) Appl. No.: **29/196,932**

(22) Filed: **Jan. 7, 2004**

(51) **LOC (7) Cl.** **26-03**

(52) **U.S. Cl.** **D26/89; D26/85**

(58) **Field of Search** D26/51, 59, 72, D26/85, 88-91, 118, 128; D23/377, 379, 385; 362/147, 347, 349, 361, 311, 404, 407, 408

(56) **References Cited**

U.S. PATENT DOCUMENTS

1,509,559 A *	9/1924	Jennings	362/408
1,568,929 A *	1/1926	Symmes	362/311
1,786,748 A	12/1930	Gillinder	
1,977,401 A	10/1934	Orth	
2,043,193 A	6/1936	Dunn et al.	
D106,593 S	10/1937	Guth	
2,129,335 A	9/1938	Poling	
D169,972 S *	7/1953	Glatthar et al.	D26/89

3,374,919 A *	3/1968	De Vos	362/432
D240,320 S	6/1976	Luminaire	
D332,151 S	12/1992	Willmorth	
D333,867 S *	3/1993	Markwardt	D23/377
D343,250 S	1/1994	Fouke et al.	
D344,606 S	2/1994	Fouke et al.	
5,452,192 A	9/1995	Yurich	
6,155,701 A *	12/2000	Leen	362/432
6,457,845 B1	10/2002	Collins et al.	

* cited by examiner

Primary Examiner—Clare E Heflin

(74) *Attorney, Agent, or Firm*—Howard & Howard

(57) **CLAIM**

We claim the ornamental design for a light fixture, as shown and described.

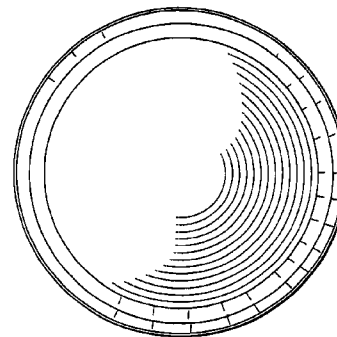
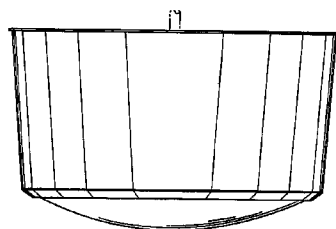
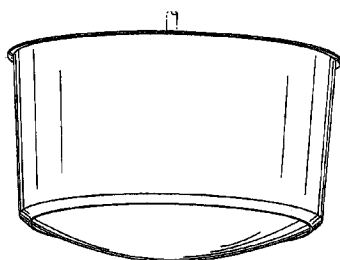
DESCRIPTION

FIG. 1 is a perspective view from the bottom of the light fixture,

FIG. 2 is an elevational view of the side of the light fixture, FIG. 3 is a top side view of the light fixture; and, FIG. 4 is a bottom side view of the light fixture.

The broken lines shown on the drawings are for illustrative purposes only and form no part of the claimed design.

1 Claim, 4 Drawing Sheets



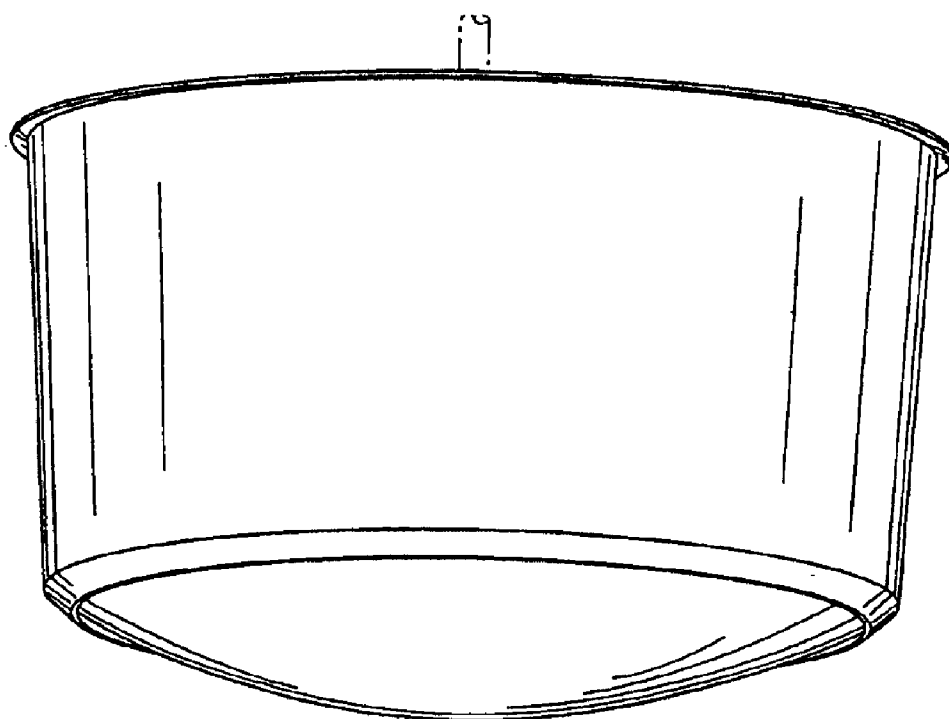


FIG - 1

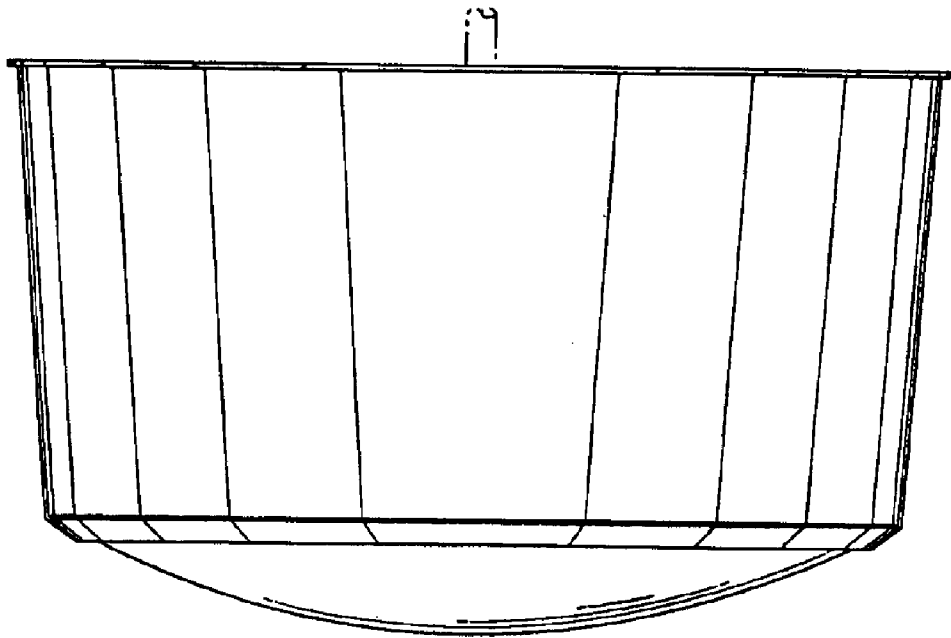


FIG - 2

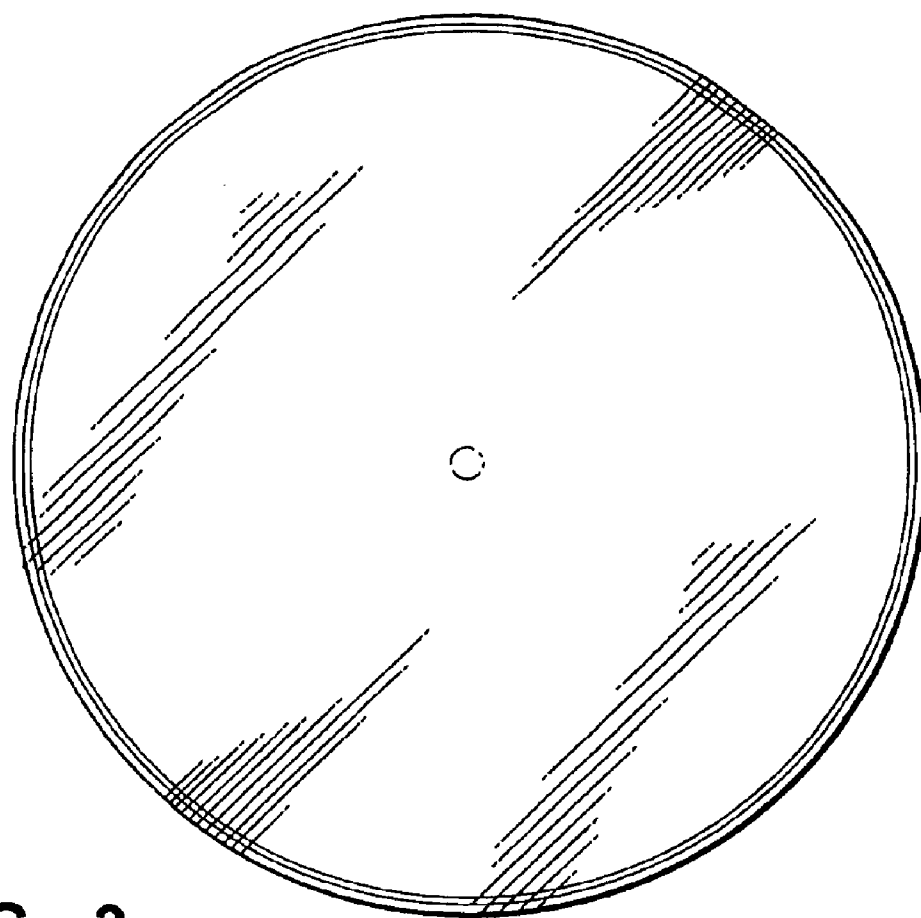


FIG - 3

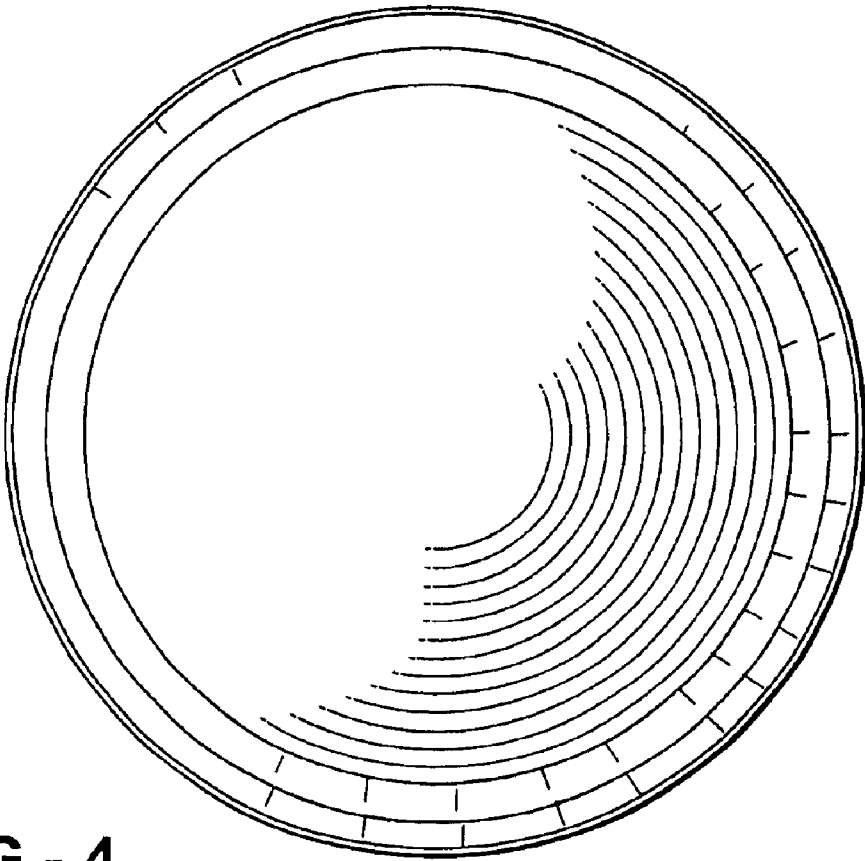


FIG - 4