United States Patent [19]

Dilgard, Jr.

[11] **Des. 253,752**

[45] ** **Dec. 25, 1979**

[54] **RADAR WARNING RECEIVER**

[75] Inventor: **Robert E. Dilgard, Jr.**, Cincinnati, Ohio

[73] Assignee: **Cincinnati Microwave, Inc.**

[**] Term: **14 Years**

[21] Appl. No.: **924,460**

[22] Filed: **Jul. 13, 1978**

[51] **Int. Cl.** ..... **D10—05;** D13—03

[52] **U.S. Cl.** **D10/104;** D13/12

[58] **Field of Search** ..... D10/104, 106, 121; 343/5 PD, 18 E; D13/12, 40, 41; D14/68, 71, 72, 73, 75, 96; 174/50; 360/331, 332

[56] **References Cited**

U.S. PATENT DOCUMENTS

D. 228,510 10/1973 Ohta D14/96

FOREIGN PATENT DOCUMENTS

1135711 12/1956 France ..... 248/309 R

OTHER PUBLICATIONS

Radar Sentry Advertisement, 1963–top, Alarm.

Primary Examiner—Susan J. Lucas

Attorney, Agent, or Firm—Lawrence B. Biebel

[57] **CLAIM**

The ornamental design for a radar warning receiver, as shown and described.

DESCRIPTION

FIG. 1 is a front elevational view of a radar warning receiver showing my new design;

FIG. 2 is a top plan view of the receiver on a reduced scale;

FIG. 3 is a bottom plan view of the receiver on a reduced scale;

FIG. 4 is an elevational view of the left side of the receiver on a reduced scale;

FIG. 5 is an elevational view of the right side of the receiver on a reduced scale;

FIG. 6 is an elevational view of the rear of the receiver on a reduced scale;

FIG. 7 is a fragmentary cross-sectional view taken along line 7—7 of FIG. 5;

FIG. 8 is a fragmentary cross-sectional view taken along line 8—8 of FIG. 1 on a reduced scale.

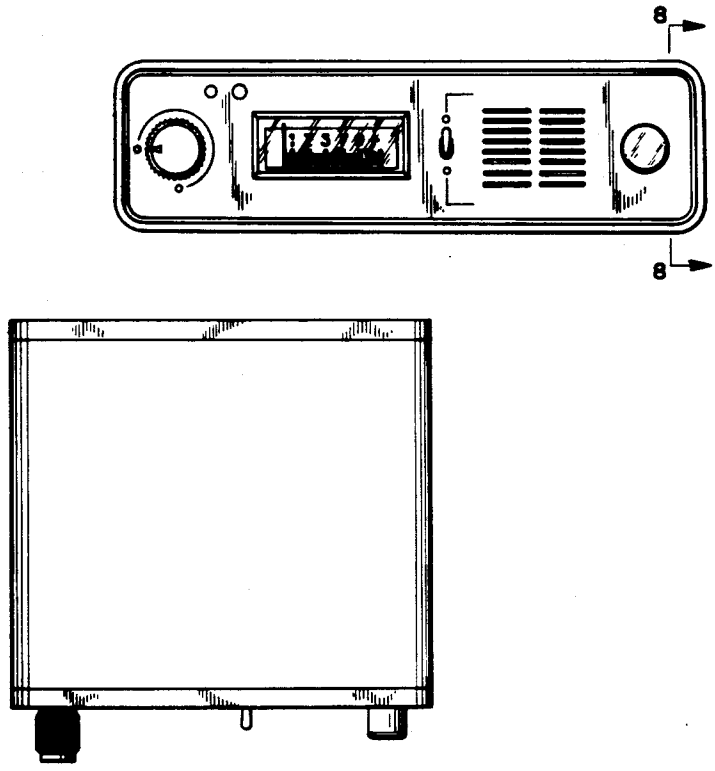

FIG-1

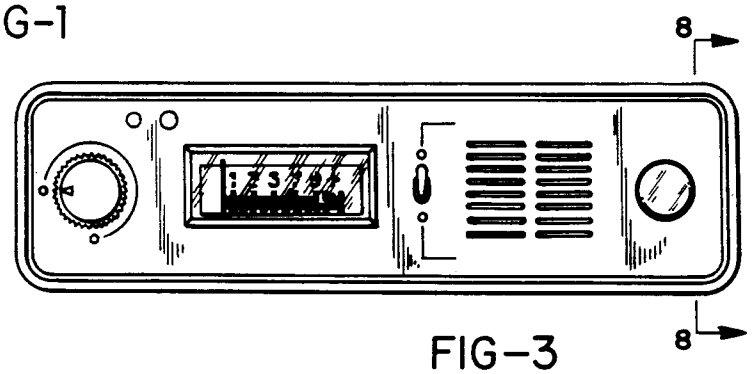

FIG-2

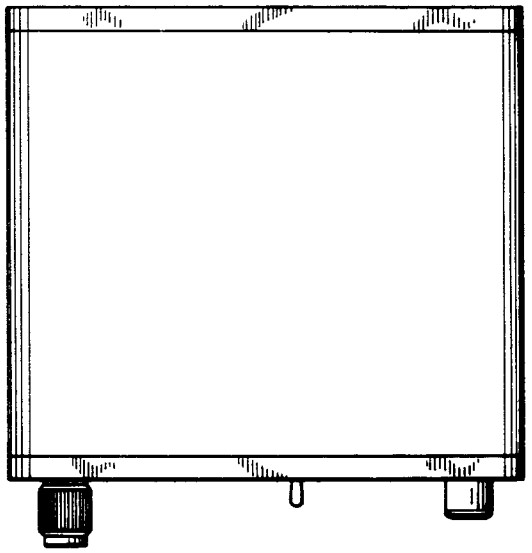

FIG-3

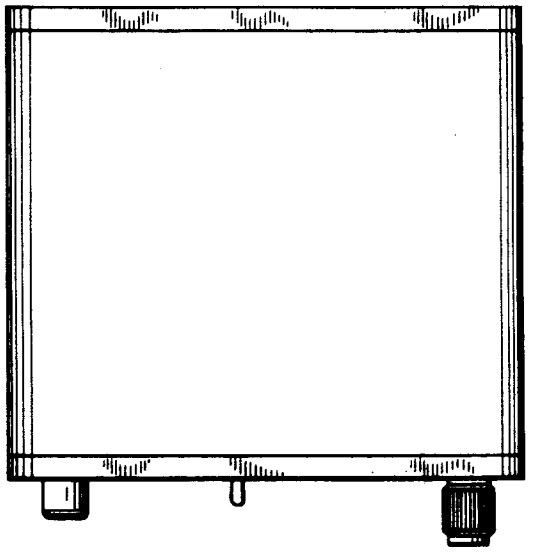

FIG-4



FIG-5

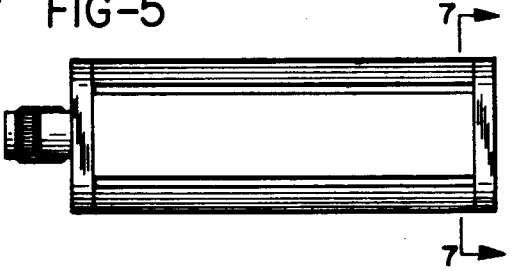

FIG-6

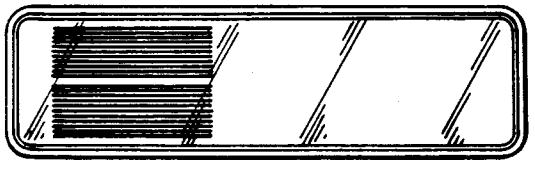

FIG-7



FIG-8



Disclaimer

Des. No. 253,752.—*Robert E. Dilgard, Jr.,* Cincinnati, Ohio. RADAR WARNING RECEIVER. Patent dated Dec. 25, 1979. Disclaimer filed Oct. 28, 1984, by the assignee, *Cincinnati Microwave, Inc.*

Hereby enters this disclaimer to the entire remaining term of said patent.
[*Official Gazette January 15, 1985.*]