

E. ALDOM.
Dominoes.

No. 197,003.

Patented Nov. 13, 1877.

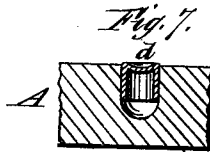
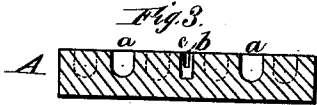
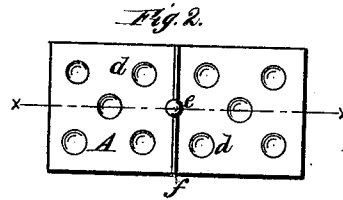
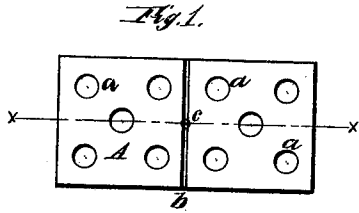
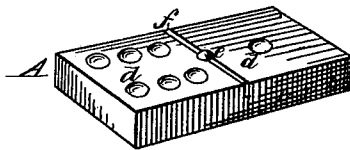


Fig. 8.



Attest:
Chas. H. Searle
D. P. Cowl

Edward Aldom
Inventor.
By Worth Legood
Attorney.

UNITED STATES PATENT OFFICE.

EDWARD ALDOM, OF BROOKLYN, E. D., NEW YORK, ASSIGNOR TO MAX KAMAK, OF NEW YORK CITY.

IMPROVEMENT IN DOMINOES.

Specification forming part of Letters Patent No. **197,003**, dated November 13, 1877; application filed May 1, 1877.

To all whom it may concern:

Be it known that I, EDWARD ALDOM, of Brooklyn, E. D., county of Kings, and State of New York, have invented certain new and useful Improvements in Dominoes, of which the following is a full, clear, and exact description, reference being had to the accompanying drawings, and to the letters of reference marked thereon.

Figure 1 is a plan view of the domino blank or body, showing the same as it appears before the pip, cross-bar, and pivotal point are inserted; and Fig. 2, a similar view with these parts in place. Fig. 3 is an axial section taken upon line *x x* of Fig. 1, and Fig. 4 a similar section upon line *x x* of Fig. 2. Fig. 5 is an enlarged elevation of the pivotal point as it appears when detached. Fig. 6 is an enlarged sectional elevation of one of the pips, showing its form before insertion in the domino blank or body. Fig. 7 is an enlarged section of one of the pips and a small portion of the domino, exhibiting its appearance when properly seated. Fig. 8 is a perspective view of the completed domino.

Like letters in all the figures refer to corresponding parts.

The object of my invention is to simplify and improve the construction of the domino, (well known as a card or piece used in the game called "dominoes,") and to diminish the cost of manufacture and increase the durability thereof, to accomplish all of which it (the invention) consists in certain peculiarities of construction and combinations of parts, as will be hereinafter fully described, and then pointed out in the claims.

A is a rectangular block of wood, which I prefer to saw or otherwise cut into proper shape and size. It may be of any kind or quality suitable for the purpose, and, after being cut, is stained black by any well-known process. Either before or after staining, as may be found most desirable, the blank is perforated to receive the pips and pivotal point, and a slot cut in the top at right angles to the axis of the block, to receive and hold the division-strip or cross-bar commonly found in or marked upon all dominoes.

In Figs. 1 and 3, *a a*, &c., indicate the perforations intended to receive the pips; *b*, the slot for the cross-bar, and *c* the hole for the pivotal point. These additions or trimmings for the blank or body are all made of metal, and are held in place by simply forcing them into the proper receptacles provided for them. Being of metal, they are much more durable than pearl or the like material employed in the more expensive styles of dominoes, and, being secured without the use of glue or cements, are not liable to become detached by accident or from the effects of heat and dampness.

The pip *d*, (shown detached in Fig. 6,) being properly located over the hole *a*, is forced to its proper position by a suitable implement. The rim or edge of the indentation in the top of the pip, as is plainly shown, projects a trifle above the face of the blank, affording a protection for the uppermost portion of the perforation *a*, whereby chipping and defacement of the card in that locality are obviated.

In order that the pivotal point *e* may be located in the center of the domino, the cross-bar *f* should be divided into two parts; but, for all essential purposes of the invention, the pivot may be placed at one side of said bar, or the bar may be moved to one side a trifle. The bar *f* being forced into the slot provided for it, the pivotal point *e* is then suitably seated. The head of the latter will project over the former and serve to sustain it in its proper place, although it (the bar) is intended to fit its groove or slot quite tightly, so that it will be in no danger of ever becoming displaced from ordinary accident.

As a matter of course, the pips are arranged in the customary order upon the faces of the cards or domino-pieces. As thus constructed the domino is capable of being very cheaply made. It is obviously more durable than those wherein the pip is simply inlaid, or where the same is made by coloring or painting, and the general appearance of the card or domino is much better than that of the latter class.

Having now fully described my invention, what I claim as new, and desire to secure by Letters Patent, is—

1. The combination, with the wooden body A, of the metallic pips *a*, held therein in the manner and for the purposes set forth.

2. The herein-described domino, consisting of the perforated blank cut from the natural wood, and the metallic pips, cross-bar, and pivotal point, secured thereto in the manner shown and described.

In testimony that I claim the foregoing I have hereunto set my hand in the presence of two witnesses.

EDWARD ALDOM.

Witnesses:

HERMAN JOSEPH,
CHARLES RAUBS.