

(12) STANDARD PATENT
(19) AUSTRALIAN PATENT OFFICE

(11) Application No. **AU 2005242068 B2**

(54) Title
Context dependent multi-angle navigation technique for digital versatile discs

(51) International Patent Classification(s)
H04N 5/781 (2006.01) **H04N 7/12** (2006.01)
G11B 27/10 (2006.01) **H04N 7/26** (2006.01)
G11B 27/30 (2006.01) **H04N 9/82** (2006.01)
G11B 27/34 (2006.01) **H04N 5/85** (2006.01)
H04N 5/91 (2006.01) **H04N 9/804** (2006.01)
H04N 5/93 (2006.01) **H04N 9/806** (2006.01)

(21) Application No: **2005242068** (22) Date of Filing: **2005.04.19**

(87) WIPO No: **WO05/109873**

(30) Priority Data

(31) Number	(32) Date	(33) Country
60/564,415	2004.04.22	US

(43) Publication Date: **2005.11.17**

(44) Accepted Journal Date: **2009.02.19**

(71) Applicant(s)
Technicolor, Inc.;MX Entertainment, Inc.

(72) Inventor(s)
Rice, Joseph;Johnson, Mark Rogers;Liu, Jun

(74) Agent / Attorney
Phillips Ormonde Fitzpatrick, Level 22 367 Collins Street, Melbourne, VIC, 3000

(56) Related Art
US 6504996
US 6493868

(12) INTERNATIONAL APPLICATION PUBLISHED UNDER THE PATENT COOPERATION TREATY (PCT)

(19) World Intellectual Property
Organization
International Bureau



(43) International Publication Date
17 November 2005 (17.11.2005)

PCT

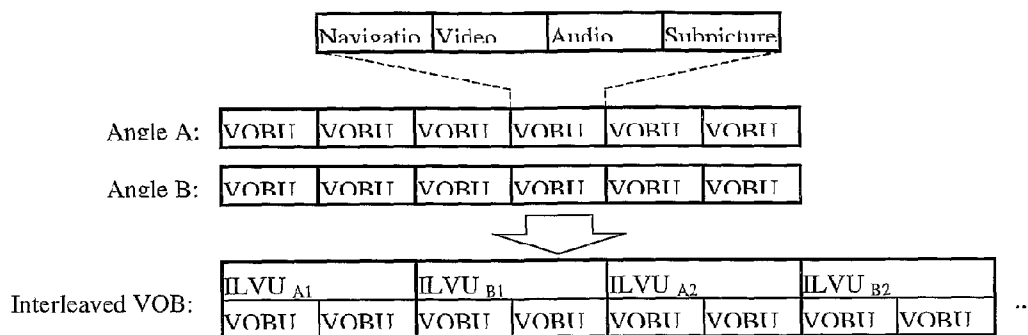
(10) International Publication Number
WO 2005/109873 A2

- (51) International Patent Classification⁷: **H04N 5/85**
- (21) International Application Number:
PCT/US2005/013197
- (22) International Filing Date: 19 April 2005 (19.04.2005)
- (25) Filing Language: English
- (26) Publication Language: English
- (30) Priority Data:
60/564,415 22 April 2004 (22.04.2004) US
- (71) Applicants (for all designated States except US): **TECH-NICOLOR, INC.** [—/US]; 4050 Lankershim Boulevard, North Hollywood, CA 91608 (US). **MX ENTERTAINMENT, INC.** [—/US]; 410 Jesse Street, Suite 200, San Francisco, CA 94103 (US).
- (72) Inventors; and
- (75) Inventors/Applicants (for US only): **JOHNSON, Mark, Rogers** [US/US]; 21510 Marchena Street, Woodland Hills, CA 91364 (US). **LIU, Jun** [US/US]; 534 E. Harvard Road, Burbank, CA 91501 (US). **RICE, Joseph**; 23 Belknap Street, Arlington, MA 02174 (US).
- (74) Agents: **TRIPOLI, Joseph, S.** et al.; Thomson Licensing Inc., Suite 200, 2 Independence Way, Princeton, NJ 08540 (US).
- (81) Designated States (unless otherwise indicated, for every kind of national protection available): AE, AG, AL, AM, AT, AU, AZ, BA, BB, BG, BR, BW, BY, BZ, CA, CH, CN, CO, CR, CU, CZ, DE, DK, DM, DZ, EC, EE, EG, ES, FI, GB, GD, GE, GH, GM, HR, HU, ID, IL, IN, IS, JP, KE, KG, KM, KP, KR, KZ, LC, LK, LR, LS, LT, LU, LV, MA, MD, MG, MK, MN, MW, MX, MZ, NA, NI, NO, NZ, OM, PG, PH, PL, PT, RO, RU, SC, SD, SE, SG, SK, SL, SM, SY, TJ, TM, TN, TR, TT, TZ, UA, UG, US, UZ, VC, VN, YU, ZA, ZM, ZW.
- (84) Designated States (unless otherwise indicated, for every kind of regional protection available): ARIPO (BW, GH, GM, KE, LS, MW, MZ, NA, SD, SL, SZ, TZ, UG, ZM, ZW), Eurasian (AM, AZ, BY, KG, KZ, MD, RU, TJ, TM), European (AT, BE, BG, CH, CY, CZ, DE, DK, EE, ES, FI, FR, GB, GR, HU, IE, IS, IT, LT, LU, MC, NL, PL, PT, RO, SE, SI, SK, TR), OAPI (BF, BJ, CF, CG, CI, CM, GA, GN, GQ, GW, MI, MR, NE, SN, TD, TG).
- Published:
— without international search report and to be republished upon receipt of that report

[Continued on next page]

(54) Title: CONTEXT DEPENDENT MULTI-ANGLE NAVIGATION TECHNIQUE FOR DIGITAL VERSATILE DISCS

Relationship of A/V stream data to VOBu and ILVU in multi-angle video



(57) Abstract: Selection of an audio-visual stream from among a plurality of streams occurs by first detecting a navigation packet within at least one stream that provides information concerning the stream, as well as those streams that lie in synchronism therewith. From the navigation packet, a determination is made which other streams lie in synchronism with the one stream, which audio and sub-picture data packets exist in each stream, and as well as which highlight information properties exist for selecting among the synchronized streams. At least one of the audio data packets, sub-picture data packets, or highlight information properties undergoes modification in accordance with information about at least one other synchronized stream to allow display of a viewer selectable button or the like to select among the synchronized streams and/or be presented with differing audio and/or sub-picture contents with each stream.

WO 2005/109873 A2



For two-letter codes and other abbreviations, refer to the "Guidance Notes on Codes and Abbreviations" appearing at the beginning of each regular issue of the PCT Gazette.

CONTEXT DEPENDENT MULTI-ANGLE NAVIGATION TECHNIQUE FOR DIGITAL VERSATILE DISCS

5 CROSS-REFERENCE TO RELATED APPLICATIONS

This application claims priority under 35 U.S.C. 119(e) to U.S. Provisional Patent Application Serial No. 60/564,415, filed on April 22, 2004, the teachings of which are incorporated herein.

10

TECHNICAL FIELD

This invention relates to Digital Versatile Discs, previously known as Digital Video Discs (DVDs) and more particularly to a technique for facilitating selection among, and
15 interaction with, different audio/visual (A/V) streams embedded on a DVD.

BACKGROUND ART

The development of the DVD followed the development of CD ROM in an effort to
20 achieve sufficient storage capacity for large video files to enable a single disc could carry a full length motion picture, albeit compressed using a compression technique such as the Moving Picture Expert Group compression (MPEG) technique. Since its first introduction in the mid 1990's, the DVD has proliferated, becoming the preferred medium of choice for wide scale distribution of motion picture and video content to consumers.

25 Present day DVDs typically include at least one, and usually several A/V/ streams in parallel synchronism to each other. Often such A/V streams comprise different recordings of the same scene shot from a different angle. Hence, such different A/V streams are often referred to as "angles". Selection of different angles (i.e., different streams) occurs through a process known as "multi-angle navigation" whereby a viewer selects a desired angle by
30 selecting an associated icon on a display screen. The DVD specification adopted by the manufacturers of DVDs and associated playback devices defines a process known as "multi-angle video" whereby a content author can define as many as nine concurrent A/V streams, any one of which can appear on a display screen at any time. During playback, the viewer can switch seamlessly among a set of synchronized A/V streams by actuating a command via a

button on a DVD player or on the remote control device for such player. However, under known implementations of currently available DVD authoring software, the button highlight information (HLI) stored in each A/V stream always remains identical to that in other streams.

As a result a given button will appear in the same way and in the same location to enable execution of the same command no matter what angle appears on the display screen. Additional HLI properties will also be the same, such as instructions for directional navigation between buttons and button color schemes. Sub-picture and audio data stored in each A/V stream also remains identical. Such Sub-picture data describes the rendering of buttons, subtitles, and other graphical elements displayed over video.

Thus, there exists a need for multi-angle DVD navigation technique that affords the content author an ability to both assign contextually dependent interactivity and to substitute differing audio and sub-picture data into parallel, synchronized Audio/Visual (A/V) streams playing from a DVD.

A reference herein to a patent document or other matter which is given as prior art is not to be taken as an admission that the document or matter was known or that the information it contains was part of the common general knowledge as at the priority date of any of the claims.

BRIEF SUMMARY OF THE INVENTION

According to a first aspect, the present invention provides a disc, comprising:

a plurality of audio-visual streams,

at least one navigation packet in at least one stream that contains data indicating which streams lie in synchronism with each other and also containing highlight information properties for enabling selection among other streams; and

at least one the highlight information property associated with the at least one stream being modifiable independently of at least one highlight information property associated with at least one other stream upon disc playback to enable a change in the at least one of: an appearance, location, and execution functionality of highlight information property displayed to a viewer.

According to a second aspect, the present invention provides a method for enabling a viewer to select among a plurality of audio-visual streams recorded on a storage medium, comprising the steps of:

detecting a first navigation data packet within at least one stream;

determining from the navigation packet which other streams lie in synchronism with the at least one stream, and which highlight information properties exist for enabling selection among said other synchronous streams; and

modifying at least one of the highlight information properties to change at least one of: its appearance, location, and execution functionality for display to a viewer.

According to a third aspect, the present invention provides an apparatus for enabling a viewer to select among a plurality of audio-visual streams recorded on a storage medium, comprising the steps of:

means for detecting a first navigation data packet within at least one stream;

means for determining from the navigation packet which other streams lie in synchronism with the at least one stream, and which highlight information properties exist for selecting among the other synchronous streams; and

means modifying at least one of the highlight information properties to change at least one of: its appearance, location, linking behavior, and execution functionality, for display to a viewer.

According to a fourth aspect, the present invention provides a method for enabling a content author to modify audio and sub-picture contents within a particular sub-stream within one or more A/V streams in a parallel presentation recorded on a storage medium, comprising the steps of:

detecting a first navigation data packet within at least one stream;

determining from the navigation packet which other streams lie in synchronism with the at least one stream, and which sub-picture and audio packets exist within each synchronous stream; and

modifying at least one of the sub-picture and audio packets in at least one stream.

According to a fifth aspect, the present invention provides an apparatus for enabling a content author to modify audio and sub-picture contents within a particular sub-stream within one or more A/V streams in a parallel presentation recorded on a storage medium, comprising the steps of:

means for detecting a first navigation data packet within at least one stream;

means determining from the navigation packet which other streams lie in synchronism with the at least one stream, and which sub-picture and audio packets exist within each synchronous stream; and

means for modifying at least one of the sub-picture and audio packets in at least one stream.

According to a sixth aspect, the present invention provides a disc, comprising:
a plurality of audio-visual streams each containing audio and sub-picture content;
at least one navigation packet in at least one stream that contains data indicating which
streams lie in synchronism and which audio content and sub-picture information exist within
5 each stream; and

the audio and sub-picture content in at least one stream being modifiable independently
of the audio and sub-picture content within at least other stream upon disc playback.

According to a seventh aspect, the present invention provides a signal comprising:

a plurality of audio-visual streams, at least one stream having at least one navigation
10 packet that contains data indicating which streams lie in synchronism with each other and also
containing highlight information properties for enabling selection among other streams; and

at least one of the highlight information property associated with the at least one
stream being modifiable independently of at least one highlight information property
associated with at least one other stream upon disc playback to enable a change in the at least
15 one of: an appearance, location, and execution functionality of highlight information property
displayed to a viewer.

According to an eighth aspect, the present invention provides an audio visual player,
comprising:

a decoder for decoding a plurality of audio-visual streams for display, at least one
20 stream containing at least one navigation packet in at least one stream that contains data
indicating which streams lie in synchronism with each other and also containing highlight
information properties for enabling selection among other streams; the at least one of the
highlight information property associated with the at least one stream being modifiable
independently of at least one highlight information property associated with at least one other
25 stream;

means responsive to user selection of the at least one highlight property to change at
least one of: an appearance, location, and execution functionality of highlight information
property displayed upon disc playback.

Briefly, in accordance with a preferred embodiment of the present principles, there is
30 provided a method for enabling a viewer to seamlessly select among a plurality of audio-visual
streams recorded on a storage medium. The method commences by detecting a first navigation
data packet within at least one stream. A determination is made from the navigation packet
which of the other streams lie in synchronism, and which highlight properties exist, including
selection commands, within at least one stream for selecting among the synchronous streams.

Then at least one synchronous stream highlight property, e.g. a selection command, undergoes a modification of at least one of its appearance, location, and execution functionality for subsequent display to the viewer. A viewer who receives a display command can thus effect a switching of streams. In this way, a content author can embed unique interactive buttons with unique attendant properties into each of the parallel streams in a manner that allows the viewer to interact with the streams and execute commands, such as changing seamlessly to another parallel A/V stream, selecting alternate audio or subtitle content, or jumping to other presentation content.

A method is also provided for the content author to modify sub-picture and/or audio data within at least one of a plurality of audio-visual streams presented in parallel. This method commences by detecting a first navigation packet within at least one stream. A

determination is made from the navigation packet which of the other streams lie in synchronism, and what audio and sub-picture packets exist within each stream. Then, the data payload of one or more audio and/or sub-picture packets is modified. An A/V stream in a parallel presentation will then have differing sub-picture and audio contents compared to the other synchronous streams. In this way, a content author can embed within each A/V stream unique audio and/or sub-picture content, providing an advantage over traditional methods, where alternate content must exist in additional sub-streams within each A/V stream.

BRIEF SUMMARY OF THE DRAWINGS

10

FIGURE 1 depicts a block schematic diagram of a present day DVD player useful for practicing the multi-angle navigation technique of the present principles;

FIGURE 2 depicts the relationship among an audio/visual stream, Video Object Units (VOBUs) and an Interleave Units (ILVUs)

15

FIGURES 3A and 3B depict two video screens each displaying two different angles, with each screen displaying an inverse angle arrangement from the other;

FIGURES 4A-4D each depicts a video screen with four angles in each of four separate arrangements in accordance with the present principles; and

FIGURES 5A-5I each depicts a video screen showing one of nine separate angles arranged in different ways in accordance with the present principles.

20

DETAILED DESCRIPTION

FIGURE 1 depicts a block schematic diagram of a prior-art Digital Versatile Disc (DVD) player 10 useful for practicing the DVD navigation technique of the present invention. The DVD player 10 includes a drive motor 12 that rotates a DVD 13 under the control of a servomechanism 14. A pick-up head motor 16, also controlled by the servomechanism 14, serves to displace an optical pick-up head 18 across the DVD 13 to read information carried thereby. A pre-amplifier 20 amplifies the output signal of the pick-up head 18 for input to a decoder 22 that decodes the optical information read from the DVD 13 to yield a program stream. A de-multiplexer 24 de-multiplexes the program stream into separate components: (a) an audio stream, (b) a video stream, (c) a sub-picture stream and (d) navigation information, typically in the form of metadata or the like.

25

30

The audio, video, and sub-picture streams undergo decoding by a separate one of audio decoder 26, video decoder 28 and sub-picture decoder 30, respectively. A synchronizer 36, some times known as a presentation engine, serves to synchronize and combine the separately decoded audio, video and sub-picture streams into a video stream, with embedded audio for suitable reproduction in accordance with one of several known television formats, such as NTSC or PAL for example. A video digital-to-analog converter 34 converts the video stream into analog video for display on a display device (not shown) such as a television set, while an audio digital-to-analog-converter converts the embedded audio to analog audio for subsequent reproduction by the display device or by other means (not shown).

Within the DVD player 10, a central processing unit (CPU) 38, typically in the form of a microprocessor with associated memory, or a microcomputer or microcontroller, serves to control navigation, as well as other aspects of the DVD player, in accordance with viewer commands entered through a viewer interface (U/I) 40, typically comprising the combination of an Infrared (I/R) transmitter, in the form of remote control, and an I/R receiver.

Specifically with regard to navigation, the CPU 38 receives decoded metadata form the demultiplexer 24 and generates menu information for receipt by the synchronizer 32. In this way, the menu information ultimately undergoes display for viewing by the viewer. In response to the displayed information, the viewer typically will enter one or more commands through the U/I 40 for receipt by the CPU 38, which in turn, controls the servomechanism 14 to displace the pick-up head 18 to retrieve the desired program content.

The DVD specification (DVD Specifications for Read-Only Disc / Part 3. VIDEO SPECIFICATIONS, Version 1.0, August 1996), defines the smallest object to which DVD navigation can apply as a Video Object Unit (VOBU). The VOBU typically contains multiplexed video, audio, sub-picture, highlight and other navigation data, corresponding to playback duration of 0.4 to 1.2 seconds. Multiple sub-streams of audio and sub-picture data can exist in each VOBU (e.g. stereo and surround audio sub-streams and/or German and Portuguese subtitles.) This combination of such multiplexed data constitutes an "A/V stream." In a multi-angle segment, multiple A/V streams are interleaved together into a single Video Object (VOB) stream in order to allow quick access from one stream to another for seamless or near-seamless switching.

The DVD specification defines an Interleave Unit (ILVU) as a block of one or more VOBUs in order to align the A/V stream content of multiple angles with a common time stamp, providing synchronization of the A/V streams. During playback, the synchronizer 32

decodes and displays only the ILVUs corresponding to the currently selected A/V stream. The DVD specification defines a maximum size of the ILVU based on number of angles (i.e., number of available streams), scan speed of the physical device, and size of the decode buffer (not shown). If this maximum size is exceeded, seamless playback of any angle cannot be guaranteed.

FIGURE 2 illustrates the relationship of multiplexed A/V stream data to VOB and ILVU data structures for multi-angle video. As illustrated in FIG. 2, each block of the program stream decoded by the decoder 22 of FIG. 1 includes a navigation packet (NV_PCK), a video packet (V_PCK), an audio packet (A_PCK) and a sub-picture packet (SP_PCK). The DVD specification defines a Seamless Angle Information data structure (SML_AGLI) in the navigation data structure (DSI) portion of the NV_PCK at the beginning of each VOB that includes a table of ILVU start points indicating the location where the next ILVU for each seamless angle is located. Such information enables the CPU 38 of FIG. 1 to control the servomechanism 14 where to go within the VOB stream when it is ready to begin presenting the next ILVU.

In addition, the DVD specification defines several data structures within a portion of the navigation data at the beginning of each VOB that describe the Highlight Information (HLI) for interactive buttons. These data structures, such as the Highlight General Information (HLI_GI), Button Color Information Table (BTN_COLIT), and Button Information Table (BTN_IT) define the number, position, appearance, and function of the buttons that appear in the screen display.

In accordance with the present principles, the Highlight information can undergo manipulation to alter the information displayed to the viewer, such as the picture-in-picture menu display to enable the selection of different streams. Given a set of seamless multi-angle VOB streams for a DVD disc that already contains an existing set of interactive buttons that are identical for all angles, low-level manipulation of the Highlight Information (HLI) multiplexed into each angle stream, can occur follows via the following process:

1. Scan the VOB stream to locate the first NV_PCK that includes non-zero values in the Seamless Angle Information (SML_AGLI) table in order to determine where seamless multi-angle data begins.

-6-

2. Determine the number of angles, number of buttons, size of the ILVU, and start address of ILVUs of each angle from this NV_PCK.
3. Modify the Highlight Information as desired for the current angle. If the Highlight Information now differs from the previous VOB, then reset the Highlight Information Status (HLI_SS) value to 01b, in accordance with the DVD specification.
4. Loop through each VOB of the current ILVU, repeating Step #3.
5. Loop through each subsequent ILVU, repeating the above steps.

The above-described process typically occurs using a software utility that takes as input the VIDEO_TS directory of files intended for a DVD and outputs a modified VIDEO_TS directory of files with the VOB streams adjusted according to the content author's intent. By way of explanation, on a DVD disc, the DVD movies appear in the VIDEO_TS directory, whereas the AUDIO_TS directory stores DVD audio. Such a software utility would exist comprise the following functions and classes for execution:

DVDDDataSeach()

20

This function searches for the VOB packet header indicator and retrieves the size of the IVLU block and reference data for the first video angle.

GetDataPosition()

25

This function retrieves the button, command, and ILVU size information, the location of which is defined in the DVD specification.

DoVOBUChange()

30

This function checks the angle identifier and gets the button information from GetDataPosition(). Further, this function modifies the button information according to the viewer input.

-7-

ProcessAngles()

5 This function initiates a loop through the VOB stream to locate and process each instance of seamless multi-angle data.

CAngleNavigateAppDlg

10 This function establishes class definitions for the viewer interface by which the content author can specify the modification of each angle's button highlight information.

The following examples illustrate different ways of providing contextually dependent multi-angle selection choices in accordance with the present principles.

15 Example # 1 - Switch

FIGURES 3A and 3B collectively depict a simple example of a switch between first and second angles 102 and 104, with each angle having associated video content. Each angle occupies a full frame of a video display and includes a button 106 appearing at the bottom of the frame. A viewer seeking to change angles click or otherwise actuates the button 106. Thus, for example in FIG. 3A with the angle 102 displayed full screen, a viewer clicks the button 106 to select angle 104 to appear full screen as shown in FIG. 3B. Conversely, with the angle 104 now displayed full screen in FIG. 3B, the viewer clicks on the button 106 in that screen to select the angle 102 to appear full screen as seen in FIG. 3A. The button 106, which can appear either as a visible or invisible element, thus permits simple toggling from one angle to the other and back again. Thus, the command set for button 106 will have the following states angles 102 and 104

Angle 102:

1: Set Angle = 104

Angle 104:

1: Set Angle =102

Example 2: Preview

FIGURES 4A-4E each depicts a multi-angle video displays comprised of four video angles 202, 204, 206 and 208, respectively, with one of the angles appearing full screen, and the others each appearing as "picture-in-picture" elements along the bottom of the full screen angle. Each of the "picture-in-picture angles" provides both a preview to that angle as well as a selector button allowing seamless switching to that angle. Thus, in each of FIGS. 4A-4D, the angles 202, 204, 206 and 208, respectively appear full screen with the other angles appearing as picture-in-picture elements. By clicking on a separate one of the angles appearing as picture-in-picture elements, a viewer can select and seamlessly switch to one of the alternate video angles. The selection button function associated with each angle of the angles 202, 204, 206 and 208 appear as follows:

<u>Angle 202:</u>	<u>Angle 204:</u>	<u>Angle 206:</u>	<u>Angle 208:</u>
1: Set Angle = 204	1: Set Angle = 202	1: Set Angle = 204	1: Set Angle = 204
2: Set Angle = 206	2: Set Angle = 206	2: Set Angle = 202	2: Set Angle = 206
3: Set Angle = 208	3: Set Angle = 208	3: Set Angle = 208	3: Set Angle = 202

In this example, only one button selection need occur to change from one angle to the next, with all three "picture-in picture-in-picture elements modified across all four angles.

C. Example Embodiment #3: Direct

FIGURES 5A-5I each depict one of nine separate angles 302, 304, 306, 308, 310, 312, 314, 316 and 318, respectively, in different arrangements which affords the viewer the experience of directly navigating through 3D space. Within each of FIGS. 5A-5I, each angle represents a point of view on a grid. Five buttons respectively appear in each video angle, and each button lies in the same orientation as a separate one of the Select, Up Arrow, Down Arrow, Left Arrow and Right Arrow keys on a typical DVD player's remote control. Although visible in FIGS. 5A-5I, these buttons are typically invisible in practice. The buttons are mapped to direction such that Button 1 = Up, Button 2 = Left, Button 3 = Center (Select), Button 4 = Right, and Button 5 = Down. The Select button (at the center) is highlighted by default, and the remaining buttons become automatically activated when the corresponding

direction is selected. Therefore, when the viewer presses the Right Arrow key on the remote control, the corresponding (invisible) button (Button 4) will execute its command. Each of the five-buttons in each of FIGS. 5A-5I selects a corresponding one of the angles 302-318.

As shown in the diagrams below, to achieve this sense of seamlessly stepping through a 3D space a complex combination of button commands is required, customized to each video angle.

The selection button function associated with each angle of the angles 302, 304, 306, 308, 310, 312, 314, 316, and 318 appear as follows:

Angle 302:

- 1: Set Angle = 302
- 2: Set Angle = 302
- 3: Set Angle = 314
- 4: Set Angle = 304
- 5: Set Angle = 308

Angle 308:

- 1: Set Angle = 302
- 2: Set Angle = 304
- 3: Set Angle = 302
- 4: Set Angle = 310
- 5: Set Angle = 314

Angle 314:

- 1: Set Angle = 308
- 2: Set Angle = 314
- 3: Set Angle = 308
- 4: Set Angle = 316
- 5: Set Angle = 314

Angle 304:

- 1: Set Angle = 304
- 2: Set Angle = 302
- 3: Set Angle = 316
- 4: Set Angle = 306
- 5: Set Angle = 310

Angle 310:

- 1: Set Angle = 304
- 2: Set Angle = 308
- 3: Set Angle = 304
- 4: Set Angle = 312
- 5: Set Angle = 316

Angle 316:

- 1: Set Angle = 310
- 2: Set Angle = 314
- 3: Set Angle = 310
- 4: Set Angle = 318
- 5: Set Angle = 316

Angle 306:

- 1: Set Angle = 306
- 2: Set Angle = 304
- 3: Set Angle = 318
- 4: Set Angle = 306
- 5: Set Angle = 312

Angle 312:

- 1: Set Angle = 306
- 2: Set Angle = 310
- 3: Set Angle = 306
- 4: Set Angle = 312
- 5: Set Angle = 318

Angle 318:

- 1: Set Angle = 312
- 2: Set Angle = 316
- 3: Set Angle = 312
- 4: Set Angle = 318
- 5: Set Angle = 318

10

As noted above, the button commands 1-5 associated with each of the angles 302-318 in the above table correspond to the button layout in Figures 5A-5I (e.g. 1 = up, 2 = left, 3 = center 4 = right, 5 = down)

The directional navigation (via Up Arrow, Down Arrow, Left Arrow, or Right Arrow) from the center button (Button 3) is shown in the table below. In this example, directional navigation is disallowed when the function of the button navigated to would have no visible result (e.g. a command selecting the current angle.)

15

-10-

Angle 302:

Up :None
 Left: None
 Right: Button 4
 Down: Button 5
Angle 308:

Up: Button 1
 Left: None
 Right: Button 4
 Down: Button 5
Angle 314:

Up: Button 1
 Left: None
 Right: Button 4
 Down: None

Angle 304:

Up: None
 Left: Button 2
 Right: Button 4
 Down: Button 5
Angle 310:

Up: Button 1
 Left: Button 2
 Right: Button 4
 Down: Button 5
Angle 316:

Up: Button 1
 Left: Button 2
 Right: Button 4
 Down: None

Angle 306:

Up: None
 Left: Button 2
 Right: None
 Down: Button 5
Angle 312:

Up: Button 1
 Left: Button 2
 Right: None
 Down: Button 5
Angle 318:

Up: Button 1
 Left: Button 2
 Right: None
 Down: None

In accordance with the present principles, the sub-picture and audio data within a particular sub-stream within each A/V stream in a parallel presentation can undergo
 5 manipulation to alter the information presented to the viewer, such as different audio commentary or audio mix within each A/V stream or different button shapes or subtitles.

1. Scan the VOB stream to locate the first NV_PCK that includes non-zero values in the Seamless Angle Information (SML_AGLI) table in order to determine where seamless
 10 multi-angle data begins.
2. Determine the number of angles, number of buttons, size of the ILVU, and start address of ILVUs of each angle from this NV_PCK.
- 15 3. Modify the A_PCK and SP_PCK data as desired for the current angle.
4. Loop through each VOB of the current ILVU, repeating Step #3.
5. Loop through each subsequent ILVU, repeating the above steps.

-11-

The above-described process typically occurs using a software utility that takes as input the VIDEO_TS directory of files intended for a DVD and outputs a modified VIDEO_TS directory of files with the VOB streams adjusted according to the content author's intent. By way of explanation, on a DVD disc, the DVD movies appear in the VIDEO_TS directory, whereas the AUDIO_TS directory stores DVD audio. Such a software utility would
5 comprise the following functions and classes for execution:

DVDDDataSeach()

10 This function searches for the VOB packet header indicator and retrieves the size of the IVLU block and reference data for the first video angle.

GetDataPosition()

15 This function retrieves the button, command, and ILVU size information, the location of which is defined in the DVD specification.

DoVOBUChange()

20 This function checks the angle identifier and gets the A_PCK and SP_PCK location from GetDataPosition().

ProcessAngles()

25 This function initiates a loop through the VOB stream to locate and process each instance of seamless multi-angle data.

The following example illustrates one embodiment of differing audio and sub-picture data within the same sub-stream between different angles in a seamless multi-angle
30 presentation in accordance with the present principles.

Example #1: Director's Commentary

5 A seamless multi-angle presentation is used to provide visual director's commentary for a scene. Two A/V streams are presented in parallel. The first A/V stream presents the scene, while the second A/V stream presents the scene with an image of the director composited into the frame. Each A/V stream contains one sub-picture sub-stream and one audio sub-stream. The audio sub-stream of A/V stream 1 contains the actors' dialogue only. The audio sub-stream of A/V stream 2 contains the actors' dialogue mixed with the director's commentary. The sub-picture sub-stream of A/V stream 1 contains subtitles of the actors' dialogue only. The sub-picture sub-stream of A/V stream 2 contains subtitles of both the actors' dialogue and the director's commentary.

15 The foregoing describes a technique for providing a method for enabling a viewer to seamlessly select among a plurality of audio-visual streams recorded on a storage medium by means of interactive elements that are unique for each stream. While the seamless selection technique of the present principles has been described with respect to the DVD specification, the technique also applies to HD DVD-Video Specification Version 0.9. Further the technique is also applicable to the so-called "Blue Ray" (BD) disc as well.

20 Where the terms "comprise", "comprises", "comprised" or "comprising" are used in this specification (including the claims) they are to be interpreted as specifying the presence of the stated features, integers, steps or components, but not precluding the presence of one or more other feature, integer, step, component or group thereof.

THE CLAIMS DEFINING THE INVENTION ARE AS FOLLOWS:

1. A disc, comprising:
a plurality of audio-visual streams,
5 at least one navigation packet in at least one stream that contains data indicating which streams lie in synchronism with each other and also containing highlight information properties for enabling selection among other streams; and
at least one the highlight information property associated with the at least one stream being modifiable independently of at least one highlight information property associated with
10 at least one other stream upon disc playback to enable a change in the at least one of: an appearance, location, and execution functionality of highlight information property displayed to a viewer.
- 15 2. The disc according to claim 1 wherein the highlight information property is modifiable to provide the display of at least one button, which upon execution by the viewer, enables toggling between first and second audio/visual displays.
- 20 3. The disc according to claim 1 or 2 wherein the highlight information is modifiable to highlight information to display the at least one button at a prescribed position within the display.
- 25 4. The disc according to any preceding claim wherein the highlight information is modifiable to modify the functionality of the highlight information to provide for display of a plurality of preview panes within an audio-visual stream, each preview pane being selectable by the viewer to effect a full frame display of another audio-visual stream.
- 30 5. The disc according to any preceding claim wherein the highlight information is modifiable to modify the appearance of the highlight information so each preview pane provides a display of the corresponding audio-visual stream.
6. The disc according to any preceding claim wherein the highlight information is modifiable to modify the appearance of the highlight information to effect the display of invisible buttons which become visible upon actuation by a user to select one of the streams.

7. A method for enabling a viewer to select among a plurality of audio-visual streams recorded on a storage medium, comprising the steps of:

detecting a first navigation data packet within at least one stream;

5 determining from the navigation packet which other streams lie in synchronism with the at least one stream, and which highlight information properties exist for enabling selection among said other synchronous streams; and

modifying at least one of the highlight information properties to change at least one of: its appearance, location, and execution functionality for display to a viewer.

10 8. The method according to claim 7 wherein the modifying step further comprises the step of modifying the at least one highlight information property in accordance with at least one other stream in synchronism with the at least one stream.

15 9. The method according to claim 7 or 8 wherein the modifying step further includes the step of modifying functionality of the highlight information to provide the display of at least one button, which upon execution by the viewer, enables toggling between first and second audio/visual displays.

20 10. The method according to claim 9 wherein the modifying step further includes the step of modifying the appearance of the highlight information to display the at least one button at a prescribed position within the display.

25 11. The method according to claim 9 or 10 wherein the modifying step includes the step of modifying the functionality of the highlight information to provide for display of a plurality of preview panes within an audio-visual stream, each preview pane being selectable by the viewer to effect a full frame display of another audio-visual stream.

30 12. The method according to claim 11 wherein the modifying step further comprises the step of modifying the appearance of the highlight information so each preview pane provides a display of the corresponding audio-visual stream.

13. The method according to any one of claims 7 to 12 wherein the modifying step comprises the step of modifying the appearance of the highlight information to effect the

display of invisible buttons which become visible upon actuation by a user to select one of the streams.

14. The method according to any one of claims 7 to 13 wherein each stream has multiple
interleave units and each interleave object has multiple video objects and wherein the
determining step is repeated for each video object within each interleave unit within the at
least one stream.

15. Apparatus for enabling a viewer to select among a plurality of audio-visual streams
recorded on a storage medium, comprising the steps of:

means for detecting a first navigation data packet within at least one stream;

means for determining from the navigation packet which other streams lie in
synchronism with the at least one stream, and which highlight information properties exist for
selecting among the other synchronous streams; and

means modifying at least one of the highlight information properties to change at least
one of: its appearance, location, linking behavior, and execution functionality, for display to a
viewer.

16. The apparatus according to claim 15 wherein the modifying means modifies the at least
one highlight information property in accordance with at least one other stream in
synchronism with the at least one stream.

17. The apparatus according to claim 15 or 16 wherein the modifying means modifies the
functionality of the highlight information to provide the display of at least one button, which
upon execution by the viewer, enables toggling between first and second audio/visual displays.

18. The apparatus according to claim 17 wherein the modifying means modifies the
appearance of the highlight information to display the at least one button at a predetermined
position with the display.

19. The apparatus according to claim 17 wherein the modifying means modifies the
functionality of the highlight information to provide for display of a plurality of preview panes
within an audio-visual stream, each preview pane being selectable by a viewer to effect a full
frame display of a selected audio-visual stream.

20. The apparatus according to any one of claims 15 to 19 wherein the modifying means modifies the appearance of the highlight information so each preview pane provides a display of the selected audio-visual stream.

21. The apparatus according to any one of claims 15 to 20 wherein the modifying means modifies the appearance of the highlight information to effect the display of invisible buttons which become visible upon actuation by a user to select one of the streams.

22. The apparatus according to any one of claims 15 to 21 wherein each stream has multiple interleave units and multiple video objects within each interleave unit and wherein the determining means determines which streams lie in synchronism for each video object within each interleave unit within the at least one stream.

23. A method for enabling a content author to modify audio and sub-picture contents within a particular sub-stream within one or more A/V streams in a parallel presentation recorded on a storage medium, comprising the steps of:

detecting a first navigation data packet within at least one stream;

determining from the navigation packet which other streams lie in synchronism with the at least one stream, and which sub-picture and audio packets exist within each synchronous stream; and

modifying at least one of the sub-picture and audio packets in at least one stream.

24. The method according to claim 23 further comprising the step modifying the audio packets to present a different audio commentary within each A/V stream.

25. The method according to claim 23 or 24 further comprising the step modifying the audio packets to present a different audio mix within each A/V stream.

26. The method according to any one of claims 23 to 25 further comprising the step modifying sub-picture to present one of a different button shape and subtitle.

27. Apparatus for enabling a content author to modify audio and sub-picture contents within a particular sub-stream within one or more A/V streams in a parallel presentation recorded on a storage medium, comprising the steps of:

means for detecting a first navigation data packet within at least one stream;

means determining from the navigation packet which other streams lie in synchronism with the at least one stream, and which sub-picture and audio packets exist within each synchronous stream; and

means for modifying at least one of the sub-picture and audio packets in at least one stream.

28. A disc, comprising:

a plurality of audio-visual streams each containing audio and sub-picture content;

at least one navigation packet in at least one stream that contains data indicating which streams lie in synchronism and which audio content and sub-picture information exist within each stream; and

the audio and sub-picture content in at least one stream being modifiable independently of the audio and sub-picture content within at least other stream upon disc playback.

29. A signal comprising:

a plurality of audio-visual streams, at least one stream having at least one navigation packet that contains data indicating which streams lie in synchronism with each other and also containing highlight information properties for enabling selection among other streams; and

at least one of the highlight information property associated with the at least one stream being modifiable independently of at least one highlight information property associated with at least one other stream upon disc playback to enable a change in the at least one of: an appearance, location, and execution functionality of highlight information property displayed to a viewer.

30. An audio visual player, comprising:

a decoder for decoding a plurality of audio-visual streams for display, at least one stream containing at least one navigation packet in at least one stream that contains data indicating which streams lie in synchronism with each other and also containing highlight information properties for enabling selection among other streams; the at least one of the highlight information property associated with the at least one stream being modifiable

independently of at least one highlight information property associated with at least one other stream;

means responsive to user selection of the at least one highlight property to change at least one of: an appearance, location, and execution functionality of highlight information property displayed upon disc playback.

31. A disc substantially as herein described with reference to the accompanying drawings.

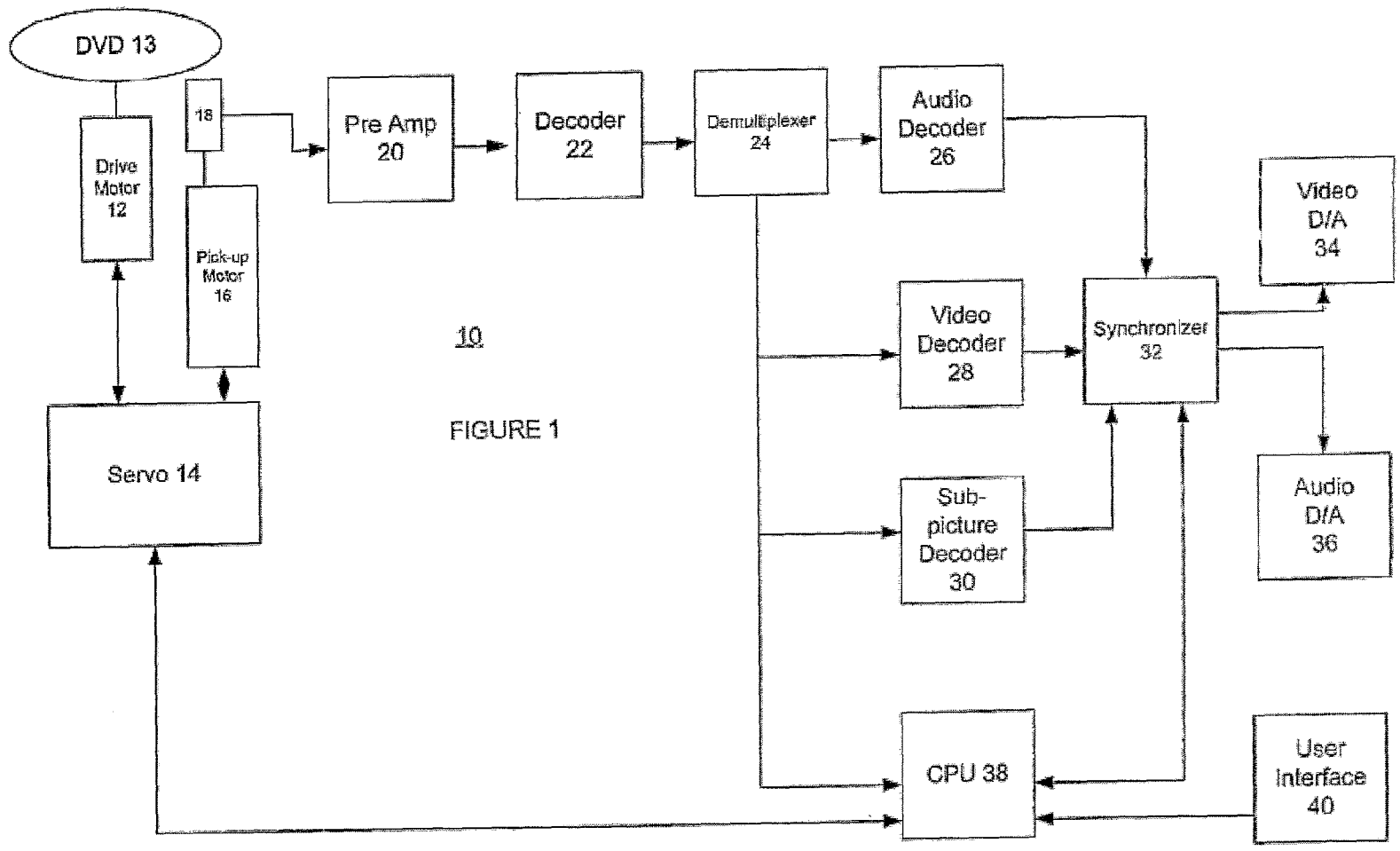
32. A method for enabling a viewer to select among a plurality of audio-visual streams recorded on a storage medium substantially as herein described with reference to the example.

33. An apparatus for enabling a viewer to select among a plurality of audio-visual streams recorded on a storage medium substantially as herein described with reference to the accompanying drawings.

34. A method for enabling a content author to modify audio and sub-picture contents within a particular sub-stream within one or more A/V streams in a parallel presentation recorded on a storage medium substantially as herein described with reference to the example.

35. An apparatus for enabling a content author to modify audio and sub-picture contents within a particular sub-stream within one or more A/V streams in a parallel presentation recorded on a storage medium substantially as herein described with reference to the accompanying drawings.

36. A signal substantially as herein described with reference to the accompanying drawings.



10
FIGURE 1

Fig. 2.

Relationship of A/V stream data to VOBU and ILVU in multi-angle video

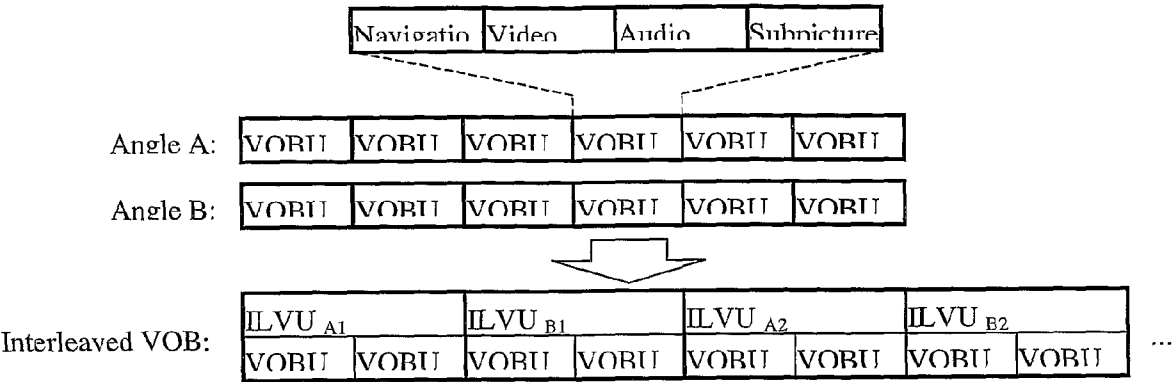


FIG 3A

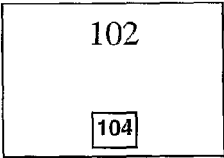


FIG 3B

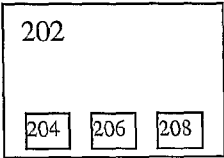
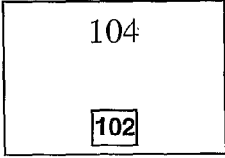


FIGURE 4A

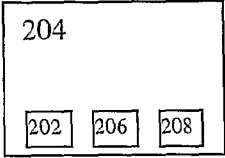


FIGURE 4B

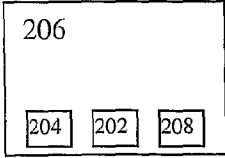


FIGURE 4C

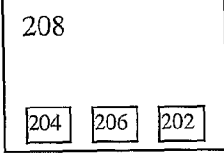


FIGURE 4D

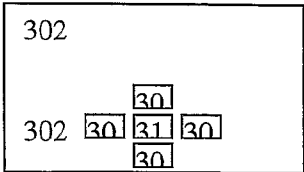


FIG. 5A

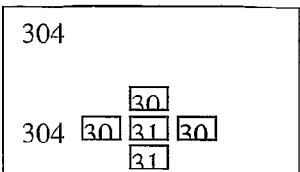


FIG. 5B

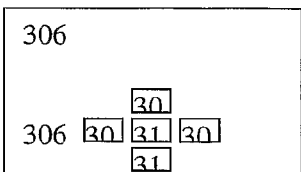


FIG. 5C

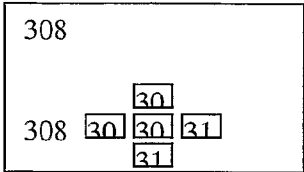


FIG. 5D

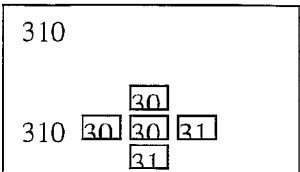


FIG. 5E

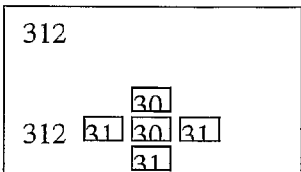


FIG. 5F

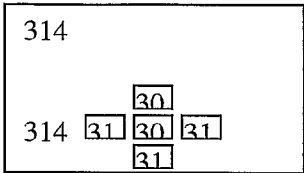


FIG. 5G

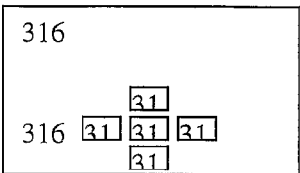


FIG. 5H

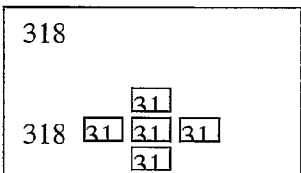


FIG. 5I