

(No Model.)

J. T. DOHERTY.
CONDUCTOR'S MONEY BELT.

No. 524,104.

Patented Aug. 7, 1894.

FIG. 1.

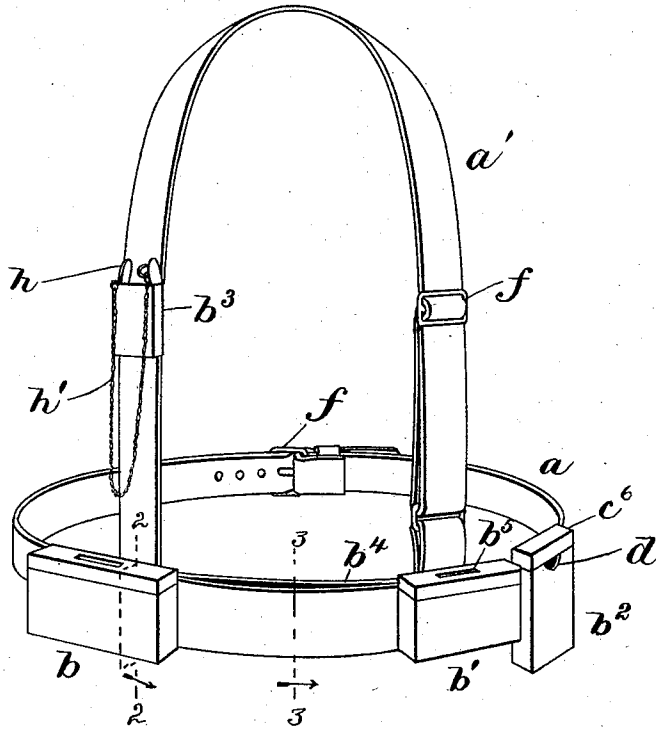
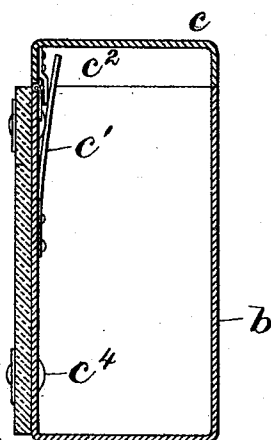


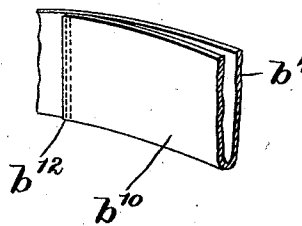
FIG. 2.



WITNESSES:

A. D. Harrison
E. Batchelder

FIG. 3.



INVENTOR:

John T. Doherty
Wright, Brown & Linsley
Atty's.

UNITED STATES PATENT OFFICE.

JOHN T. DOHERTY, OF CAMBRIDGE, MASSACHUSETTS.

CONDUCTOR'S MONEY-BELT.

SPECIFICATION forming part of Letters Patent No. 524,104, dated August 7, 1894.

Application filed June 29, 1894. Serial No. 516,055. (No model.)

To all whom it may concern:

Be it known that I, JOHN T. DOHERTY, of Cambridge, in the county of Middlesex and State of Massachusetts, have invented certain new and useful Improvements in Conductors' Money-Belts, of which the following is a specification.

My invention relates to an improvement in conductors' money-belts, and has for its object to provide a serviceable and suitable means for carrying among other things receptacles for money, checks, &c.

My invention consists in certain novel features of construction and arrangement of parts which will be fully hereinafter described and particularly pointed out in the claims.

Reference is to be had to the accompanying drawings and the characters marked thereon, which form a part of this specification, like characters designating like parts or features, as the case may be, wherever they occur.

In the drawings,—Figure 1 is a view of my complete apparatus. Fig. 2 is a section on line 2—2 of Fig. 1. Fig. 3 is a section on line 3—3 of Fig. 1.

a is a belt of leather or other suitable material arranged to be secured about the body of the wearer.

a' is a strap arranged to go about the neck. It is attached to the belt and serves as a support therefor. Both belt and strap are provided with buckles, *f*, to adjust them to the wearer.

b b' and *b²* are boxes made of aluminum and secured to the belt by rivets, *c⁴*. The boxes, *b*, and *b'*, are provided with covers, *c*, having receiving slots, *b⁵*. The larger box, *b*, is intended for dimes and nickels, the smaller box, *b'*, for quarters and half dollars. The covers, *c*, are provided with the lugs, *c²*, and the boxes, *b b'* with the springs, *c'*, arranged to bear upon the lugs, *c²*. This arrangement serves to retain the covers in closed or open position.

A pocket, *b⁴*, for bills is formed integral with the belt by turning up a flap, *b¹⁰*, formed when the belt is cut out, upon the main part of the belt, and securing it thereto by seams, 12, 12, at either end of said flap. The box, *b²*, is designed for checks, and has a cover, *c⁵*, of a construction and arrangement like the covers, *c*. It is further provided with a semi-circular opening at the top of its front side for convenience in drawing checks from the box.

The strap, *a'*, is provided with a detachable box, *b³*, to hold a punch, *h*, which is secured to the strap by a chain, *h'*.

Having thus explained the nature of my invention and described a way of constructing and using the same, though without attempting to set forth all of the forms in which it may be made, or all of the modes of its use, what I claim, and desire to secure by Letters Patent, is—

1. A conductor's money-belt comprising in its construction a belt, a neck strap connected thereto, aluminum boxes secured upon the belt having covers provided with spring-locking devices, a pocket formed in the belt, and means for attaching and adjusting the belt and strap, substantially as and for the purpose described.

2. A conductor's money-belt comprising in its construction a belt, a neck strap connected thereto, aluminum boxes upon the belt having covers provided with spring-locking devices, a pocket formed in the belt, a punch box removably secured to the strap, and means for attaching and adjusting the belt and the strap, substantially as and for the purpose described.

In testimony whereof I have signed my name to this specification, in the presence of two subscribing witnesses, this 25th day of June, A. D. 1894.

JOHN T. DOHERTY.

Witnesses:

WILLIAM QUINBY,
HORACE BROWN.