



US00D699366S

(12) **United States Design Patent**  
**Marshall**

(10) **Patent No.:** **US D699,366 S**

(45) **Date of Patent:** **\*\* Feb. 11, 2014**

(54) **VIBRATOR**

(75) Inventor: **Ian Peter Marshall**, Kettering (GB)

(73) Assignee: **Rocks Off Limited**, Kettering,  
Northamptonshire (GB)

(\*\*) Term: **14 Years**

(21) Appl. No.: **29/403,012**

(22) Filed: **Sep. 30, 2011**

(30) **Foreign Application Priority Data**

Mar. 31, 2011 (EM) ..... 001268429-0001

(51) **LOC (10) Cl.** ..... **28-03**

(52) **U.S. Cl.**  
USPC ..... **D24/215**

(58) **Field of Classification Search**  
USPC ..... D24/200, 211, 212, 213, 214, 215;  
601/114, 120, 121, 124, 125, 130, 131,  
601/134, 135, 136, 137

See application file for complete search history.

(56) **References Cited**

U.S. PATENT DOCUMENTS

D197,889	S	*	4/1964	Hass	.....	D24/194
D425,992	S	*	5/2000	Davis et al.	.....	D24/189
D484,608	S	*	12/2003	Tinsley	.....	D24/214
D556,336	S	*	11/2007	Talbot et al.	.....	D24/215
2010/0010292	A1	*	1/2010	Talbot et al.	.....	600/38
2010/0179457	A1	*	7/2010	Blaine et al.	.....	601/46

\* cited by examiner

*Primary Examiner* — Sandra Snapp

(74) *Attorney, Agent, or Firm* — Heslin Rothenberg Farley & Mesiti P.C.

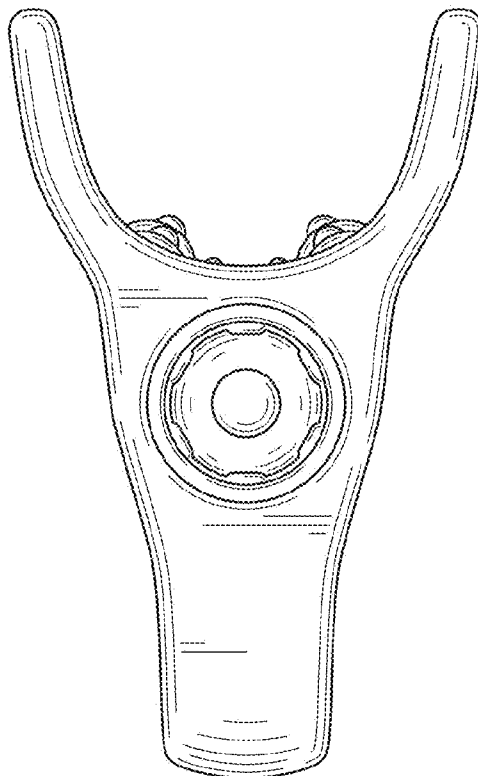
(57) **CLAIM**

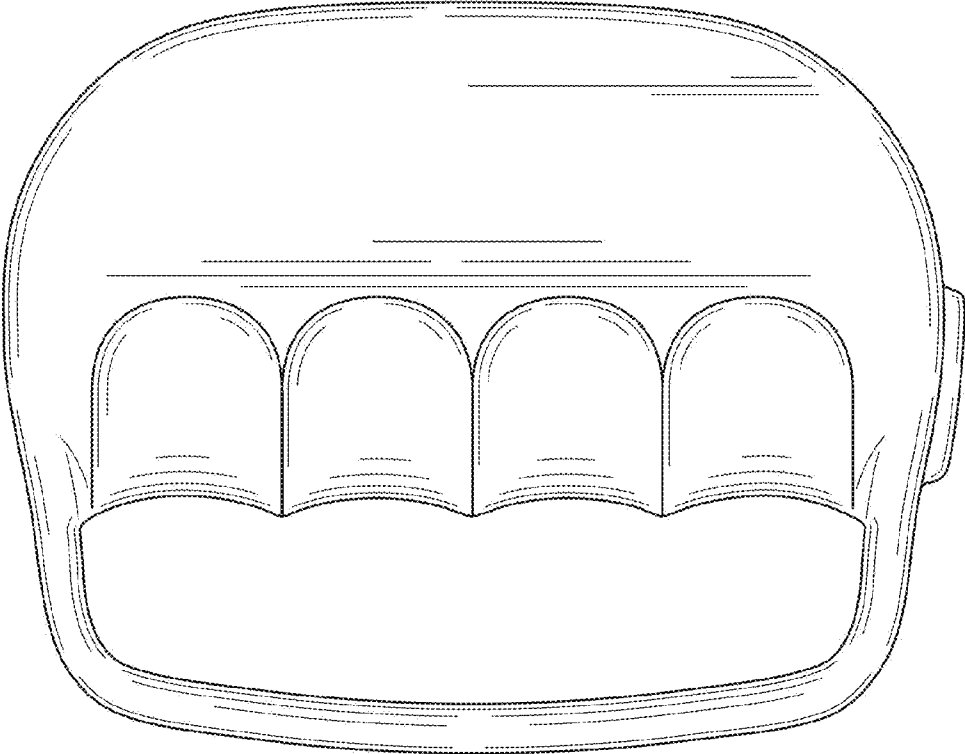
The ornamental design for a vibrator, as shown and described.

**DESCRIPTION**

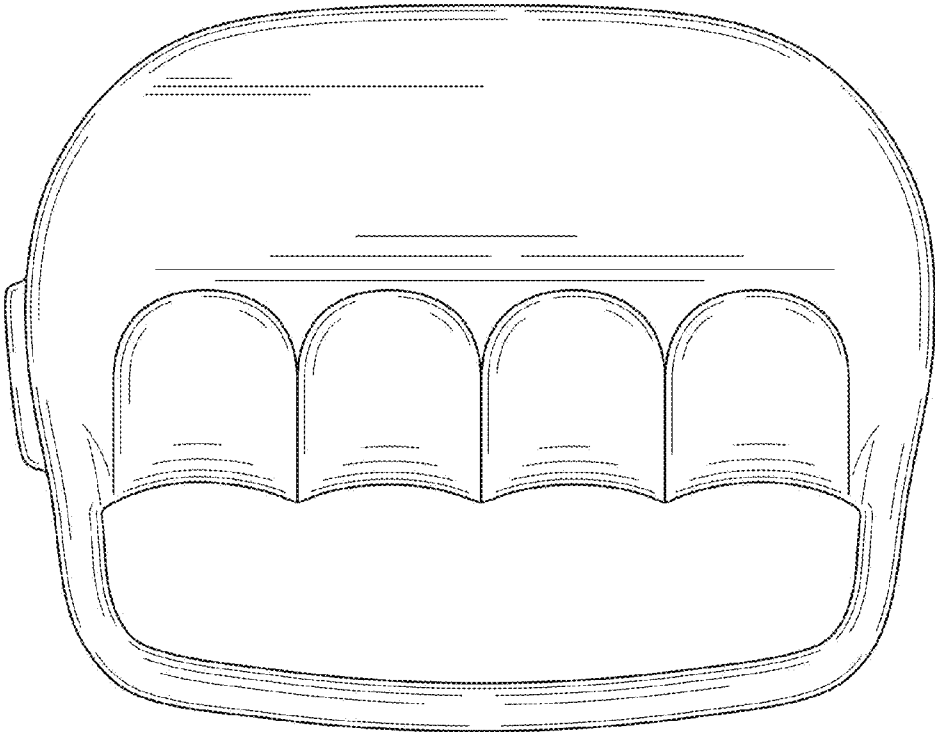
FIG. 1 is a right side view of the vibrator of the present invention;  
FIG. 2 is a left side view thereof;  
FIG. 3 is a top plan view thereof;  
FIG. 4 is a bottom plan view thereof;  
FIG. 5 is a front elevation view thereof; and,  
FIG. 6 is a rear elevation view thereof.

**1 Claim, 6 Drawing Sheets**






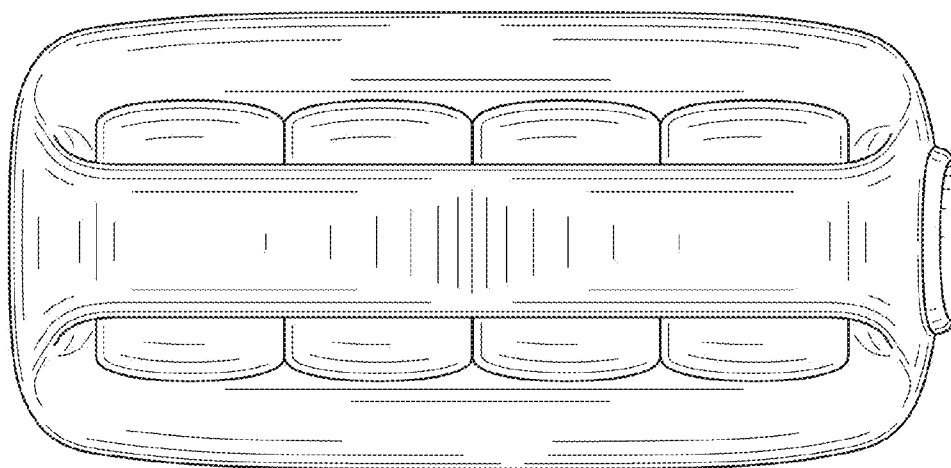
**FIG. 1**



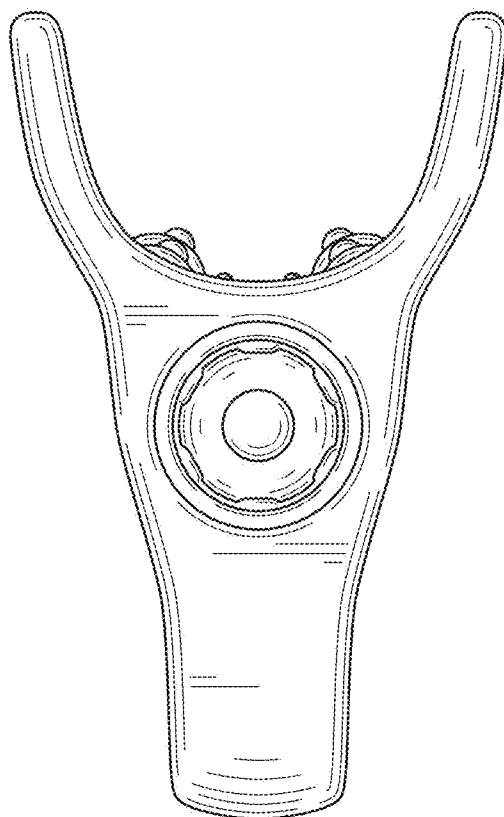
**FIG. 2**



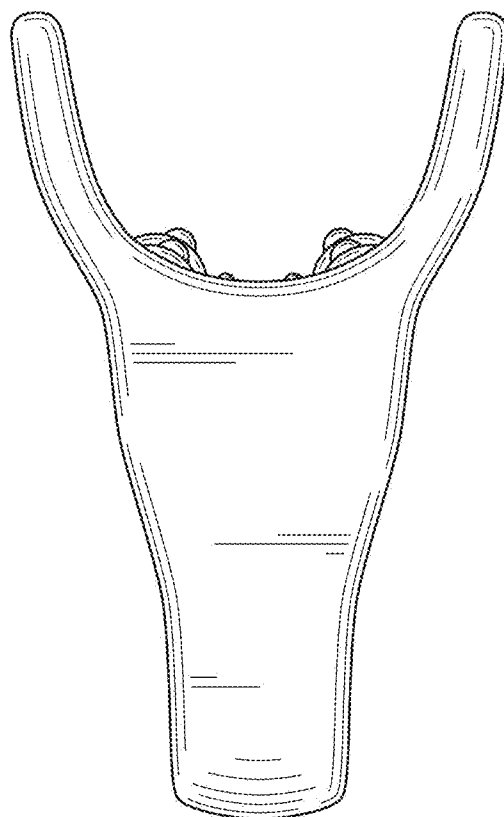
**FIG. 3**



**FIG. 4**



***FIG. 5***



**FIG. 6**