



US00D721530S

(12) **United States Design Patent**  
**Hoff et al.**

(10) **Patent No.:** **US D721,530 S**

(45) **Date of Patent:** **\*\* Jan. 27, 2015**

(54) **BED FRAME**

D552,372 S \* 10/2007 Domack et al. .... D6/393  
D647,322 S \* 10/2011 Domack et al. .... D6/393  
D648,952 S 11/2011 Domack et al.

(71) Applicant: **Ashley Furniture Industries, Inc.**,  
Arcadia, WI (US)

**OTHER PUBLICATIONS**

(72) Inventors: **Phillip M. Hoff**, Trempealeau, WI (US);  
**Harry T. Janke**, Trempealeau, WI (US)

Ashley Furniture, Photograph of Bed, B175, (2012 or earlier), 1 page.  
Ashley Furniture, Photograph of Bed, B621, (2012 or earlier), 1 page.  
Ashley Furniture, Reference Image 1, (2012 or earlier), 1 page.  
Ashley Furniture, Reference Image 2, (2012 or earlier), 1 page.  
Ashley Furniture, Reference Image 3, (2012 or earlier), 1 page.  
Ashley Furniture, Reference Image 4, (2012 or earlier), 1 page.

(73) Assignee: **Ashley Furniture Industries, Inc.**,  
Arcadia, WI (US)

(\*\*) Term: **14 Years**

\* cited by examiner

(21) Appl. No.: **29/462,077**

*Primary Examiner* — Janice Seeger

(22) Filed: **Jul. 30, 2013**

(74) *Attorney, Agent, or Firm* — McAndrews Held & Malloy, Ltd.

(51) **LOC (10) Cl.** ..... **06-06**

(57) **CLAIM**

(52) **U.S. Cl.**

The ornamental design for a bed frame, as shown and described.

USPC ..... **D6/718.19**; D6/393

(58) **Field of Classification Search**

**DESCRIPTION**

USPC ..... D6/382, 383, 384, 389, 393, 394, 718,  
D6/718.13, 718.14, 718.19, 718.2, 718.24,  
D6/718.22; 5/53.1, 279.1, 280, 281, 2.1

See application file for complete search history.

FIG. 1 is a front elevation view of a bed frame showing our new design;

FIG. 2 is a front perspective view thereof;

FIG. 3 is a top plan view thereof; and,

FIG. 4 is a right side elevation view.


Views of the bed frame not shown in the figures form no part of the claimed design. The dashed broken lines illustrating portions of the bed frame and the mattress are for environmental purposes only and form no part of the claimed design.

(56) **References Cited**

**U.S. PATENT DOCUMENTS**

D404,217 S 1/1999 Zaidman et al.  
D460,288 S 7/2002 Vaaler  
D514,351 S 2/2006 Berry et al.  
D527,925 S 9/2006 Domack et al.

**1 Claim, 4 Drawing Sheets**






FIG. 1




FIG. 2




FIG. 3




FIG. 4