



US005684041A

United States Patent [19]

Scherz

[11] Patent Number: 5,684,041

[45] Date of Patent: Nov. 4, 1997

[54] DIHYDROBENZOFURAN AND RELATED COMPOUNDS USEFUL AS ANTI-INFLAMMATORY AGENTS

[75] Inventor: Michael Wiard Scherz, West Chester, Ohio

[73] Assignee: The Procter & Gamble Company, Cincinnati, Ohio

[21] Appl. No.: 595,158

[22] Filed: Feb. 1, 1996

[51] Int. Cl.⁶ A61K 31/34; C07D 307/79

[52] U.S. Cl. 514/469; 514/456; 514/462; 548/311.4; 549/12; 549/23; 549/53; 549/57; 549/345; 549/355; 549/404; 549/462

[58] Field of Search 549/462, 404, 549/12, 23, 53, 57, 355, 345; 514/456, 462, 469

[56] References Cited

U.S. PATENT DOCUMENTS

3,252,999	5/1966	Herbst	549/462
3,963,717	6/1976	Cooke et al.	514/96
4,297,490	10/1981	Neumann	544/55
4,470,440	9/1984	Thor	144/193 C
4,670,457	6/1987	Doria et al.	514/470
4,767,779	8/1988	Duggan	514/403
4,849,428	7/1989	Dobson et al.	549/307
4,857,516	8/1989	Terao et al.	514/100
4,927,824	5/1990	Adler et al.	514/241
4,966,907	10/1990	Caldwell et al.	514/337
4,966,973	10/1990	Goto	546/269
4,975,457	12/1990	Rupprecht et al.	514/469
5,091,533	2/1992	Belanger et al.	544/318
5,496,853	3/1996	Shiota et al.	514/469

FOREIGN PATENT DOCUMENTS

53-005178	1/1978	Japan	C07D 405/06
WO 9107396	5/1991	WIPO	C07D 307/79
WO 9114674	10/1991	WIPO	
93-03011	2/1993	WIPO	

OTHER PUBLICATIONS

Lettiere, J. Med. Chem., 13(3) pp. 584-585 (1970).
M.L. Hammond, Lopa I.E., Zambias R.A., Caldwell C.G., Boger J., Baker, F., Bach T., Luell S., & Macintyre D.E.; "1,3-Dihydro-5-benzofuranols as Antioxidant-Based Inhibitors of Leukotriene Biosynthesis", J. Med. Chem., vol. 32 (1989), pp. 1006-1020.

O. deMontellano, Correia, P.R., Correia, M.A.; "Suicidal Destruction of Cytochrome P-450 During Oxidative Drug Metabolism", Ann. Rev. Pharmacol. Toxicol., vol. 23 (1983), pp. 481-503.

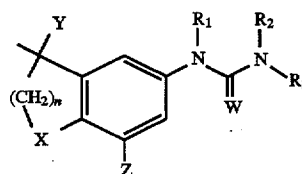
J.K. Chakrabarti, Eggleston R.J., Gallagher P.T., Harvey J., Hicks T.A., Kitchen E.A., & Smith C.W.; "5-Acyl-3-Substituted-Benzofuran-2(3H)-Ones as Potential Anti-Inflammatory Agents", J. Med. Chem., vol. 30 (1987), pp. 1663-1668.

Primary Examiner—Bernard Dentz

Attorney, Agent, or Firm—Mary Pat McMahon; Karen F. Clark; Jacobus C. Rasser

[57] ABSTRACT

A compound having the structure:



wherein

- (a) n is from 1 to about 3;
- (b) X is selected from the group consisting of O, S, SO, or SO₂;
- (c) Y is independently hydrogen or straight, branched or cyclic alkyl having from 1 to about 4 carbon atoms, or the Y's are bonded together to form an alkanyl ring having from 3 to about 7 atoms;
- (d) Z is hydrogen or straight, branched or cyclic alkyl having from 3 to about 10 atoms other than hydrogen;
- (e) W is O or S; and
- (f) R₁, R₂ and R₃ are independently hydrogen, straight, branched or cyclic alkyl having from 1 to 10 carbon atoms, aryl, heterocyclyl, heteroaryl, hydroxy, or alkoxy; or R₁, R₂ or R₃ may be bonded to form one or more rings each ring having from 3 to about 7 atoms wherein from 1 to 3 atoms may be heteroatoms.

pharmaceutical compositions comprising such compounds, and methods of treating inflammation or pain using such compounds.

17 Claims, No Drawings

DIHYDROBENZOFURAN AND RELATED COMPOUNDS USEFUL AS ANTI-INFLAMMATORY AGENTS

TECHNICAL FIELD

The subject invention relates to nonsteroidal anti-inflammatory drugs, particularly to substituted dihydrobenzofuran and related compounds.

BACKGROUND OF THE INVENTION

Certain dihydrobenzofuran compounds and other compounds structurally related thereto have been found to have significant disease altering activities. Such compounds, processes for making them, and uses for them are disclosed in the following references: U.S. Pat. No. 4,670,457 issued to Doria, Romeo & Corno on Jun. 2, 1987; U.S. Pat. No. 4,849,428 issued to Dobson, Loomans, Matthews & Miller on Jul. 18, 1989; Japanese Patent Publication No. 53-005178 of Yoshitomi Pharm. Ind. K.K. published Jan. 1, 1978; Hammond, M. L., I. E. Kopka, R. A. Zambias, C. G. Caldwell, J. Boger, F. Baker, T. Bach, S. Luell & D. E. MacIntyre, "2,3-Dihydro-5-benzofuranols as Antioxidant-Based Inhibitors of Leukotriene Biosynthesis", *J. Med. Chem.*, Vol. 32 (1989), pp. 1006-1020; Ortiz de Montellano, P. R. & M. A. Correia, "Suicidal Destruction of Cytochrome P-450 during Oxidative Drug Metabolism", *Ann. Rev. Pharmacol. Toxicol.*, Vol. 23 (1983), pp. 481-503; Chakrabarti, J. K., R. J. Eggleton, P. T. Gallagher, J. Harvey, T. A. Hicks, E. A. Kitchen, and C. W. Smith, "5-Acyl-3-substituted-benzofuran-2(3H)-ones as Potential Anti-inflammatory Agents", *J. Med. Chem.*, Vol. 30 (1987), pp. 1663-1668.

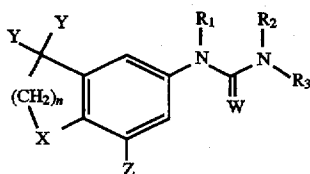
It is an object of the subject invention to provide compounds which have effective anti-inflammatory, analgesic and/or anti-oxidant activity.

It is a further object of the subject invention to provide such compounds which cause few adverse side effects.

It is also an object of the subject invention to provide methods for treating inflammation and/or pain using the subject compounds.

SUMMARY OF THE INVENTION

The subject invention compounds having the structure:



wherein

- n is from 1 to about 3;
- X is selected from the group consisting of O, S, SO, or SO₂;
- Y is independently hydrogen or straight, branched or cyclic alkyl having from 1 to about 4 carbon atoms, or the Y's are bonded together to form an alkanyl ring having from 3 to about 7 atoms;
- Z is hydrogen or straight, branched or cyclic alkyl having from 3 to about 10 atoms other than hydrogen;
- W is O or S; and
- R₁, R₂ and R₃ are independently hydrogen, straight, branched or cyclic alkyl having from one to 10 carbon

atoms, aryl, heterocyclyl, heteroaryl, hydroxy, or alkoxy; or R₁, R₂ and R₃ may be bonded to form one or more rings each ring having from 3 to about 7 atoms wherein one to three atoms may be heteroatoms.

DETAILED DESCRIPTION OF THE INVENTION

As used herein, unless otherwise indicated, "alkyl" or "alkanyl" means a straight, branched or cyclic hydrocarbon chain, saturated or unsaturated, unsubstituted or substituted. Preferred alkyl are C₁-C₁₀; more preferred are C₁-C₈; especially preferred are C₁-C₄. Preferred alkyl are straight chain. Preferred branched alkyl have one or two branches, preferably one branch. Preferred cyclic alkyl are monocyclic or are a straight chain with a monocyclic terminus. Preferred alkyl are saturated. Unsaturated alkyl have one or more double bonds or/and one or more triple bonds. Preferred unsaturated alkyl have one or two double bonds or one triple bond, more preferably one double bond. Preferred alkyl are unsubstituted. Preferred substituted alkyl are mono-, di-, or trisubstituted, more preferably monosubstituted. Preferred alkyl substituents include halo, hydroxy, oxo, alkoxy (e.g., methoxy, ethoxy, propoxy, butoxy, pentoxy), aryloxy (e.g., phenoxy, chlorophenoxy, tolyloxy, methoxyphenoxy, benzyloxyphenoxy, alkyloxyphenylphenoxy, acyloxyphenoxy), acyloxy (e.g., propionyloxy, benzyloxy, acetoxy), carbamoyloxy, carboxy, mercapto, alkylthio, acylthio, arylthio (e.g., phenylthio, chlorophenylthio, alkylphenylthio, alkoxyphenylthio, benzylthio, alkyloxyphenylthio), aryl (e.g., phenyl, tolyl, alkyloxyphenyl, alkyloxyphenylphenyl, halophenyl), heterocyclyl, heteroaryl, amino (e.g., amino, mono- and di-C₁-C₃ alkanylamino, methylphenylamino, methylbenzylamino), C₁-C₃ alkanylamido, ureido, N-alkylureido, N,N'-dialkylureido, N,N,N'-trialkylureido, guanidino, N-alkylguanidino, N,N'-dialkylguanidino, or alkoxy carbonyl.

As used herein, "alkoxy" means-O-alkyl.

As used herein, "aryl" means a moiety having an unsubstituted or substituted aromatic ring having 6 to about 10 carbon atoms. Preferred aryl are phenyl and naphthyl; most preferred aryl is phenyl. Preferred aryl are unsubstituted. Preferred substituted aryl are mono-, di-, or trisubstituted, more preferably monosubstituted. Preferred aryl substituents include hydroxy, mercapto, halo, methyl, ethyl and propyl.

As used herein, "heterocyclyl" means a moiety having a saturated or unsaturated non-aromatic ring having from 3 to about 8 ring atoms, including from 2 to about 6 carbon atoms and from 1 to about 4 heteroatoms selected from O, S, and N. Preferred heterocycles are saturated. Preferred heterocycles have 5 or 6 atoms in the ring including 1 or 2 heteroatoms in the ring, also preferably 1 heteroatom in the ring. Specific preferred heterocycles include piperidinyl, tetrahydrothienyl, pyrrolidinyl, piperazinyl, morpholinyl, thiomorpholinyl, tetrahydropyranyl, tetrahydrothiopyranyl, tetrahydrofuranyl, imidazolidinyl, pyrazolidinyl, oxazolidinyl, isoxazolidinyl, thiazolidinyl, isothiazolidinyl, azepinyl, oxepinyl, thiopinyl, triazolidinyl, tetrazolidinyl. Heterocycles are unsubstituted or substituted, preferably unsubstituted. Preferred substituted heterocycles are mono-, di-, or trisubstituted, more preferably monosubstituted. Preferred heterocycle substituents include alkyl, halo, hydroxy, alkoxy, acyloxy, carboxy, carbamoyloxy, thio, amino, amido, ureido, guanidino, thiocarbamido, thioureido.

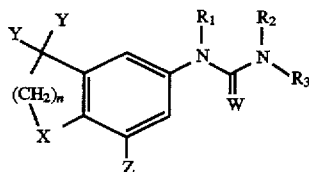
As used herein, "heteroaryl" means a moiety having an aromatic ring of 5 or 6 atoms including from 1 to 5 carbon

atoms and from 1 to 4 heteroatoms selected from O, S, and N. Preferred heteroaryl groups include 1 to 3 heteroatoms in the ring, also preferably 1 or 2 heteroatoms in the ring. Specific preferred heterocycles include furyl, thienyl, pyrrolyl either unsubstituted or alkyl substituted on nitrogen, thiazolyl, oxazolyl, 5-imidazolyl either unsubstituted or alkyl-substituted on nitrogen, isoxazolyl, isothiazolyl, pyrazolyl unsubstituted or alkyl-substituted on nitrogen, oxadiazolyl, thiadiazolyl, triazolyl, tetrazolyl, pyridyl, pyrimidinyl, pyrazinyl. Fused heteroaryls include imidazothiazolyl, imidazopyridinyl, imidazoimidazolyl, indolyl, quinolyl, isoquinolyl. Heteroaryl groups are unsubstituted or substituted, preferably unsubstituted. Preferred substituted heteroaryls are mono-, di-, or trisubstituted, more preferably monosubstituted. Preferred heteroaryl substituents include alkyl, halo, hydroxy, alkoxy, thio, nitro, amino, nitro, amido, ureido, guanidino, thiocarbamido, thioureido.

As used herein, "halo" means fluoro, chloro, bromo or iodo. Preferred halo are fluoro, chloro and bromo; more preferred are chloro and bromo, especially chloro.

Compounds

The subject invention involves compounds having the following structure:



wherein

- (a) n is from 1 to about 3;
- (b) X is selected from the group consisting of O, S, SO, or SO₂;
- (c) Y is independently hydrogen or straight, branched or cyclic alkyl having from 1 to about 3 carbon atoms, or the Y's are bonded together to form an alkanyl ring having from 3 to about 7 atoms other than hydrogen;
- (d) Z is hydrogen or straight, branched or cyclic alkyl having from 3 to about 10 atoms other than hydrogen;
- (e) W is O or S; and
- (f) R₁, R₂ and R₃ are independently hydrogen, straight, branched or cyclic alkyl having from 1 to about 10 carbon atoms, aryl, heterocyclyl, heteroaryl, hydroxy, or alkoxy; or R₁, R₂ and R₃ may be bonded together to form one or more rings each ring having from 3 to about 7 atoms wherein one to three atoms may be heteroatoms.

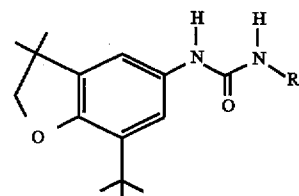
In the above structure, each Y is independently selected from hydrogen, unsubstituted straight or branched alkanyl having from 1 to about 4 carbon atoms, and cyclic alkyl having about 3 carbon atoms, (e.g., cyclopropyl), or the Y's are bonded together to form an unsubstituted cyclic alkanyl ring having from 3 to about 7 carbon atoms in the ring. Each Y is preferably hydrogen, methyl, ethyl or cyclopropyl; more preferably hydrogen or methyl; most preferably methyl. Preferably both Y's are the same. When the Y's are bonded together to form a cyclic ring, the ring is preferably cyclopropyl, cyclobutyl or cyclopentyl, more preferably cyclopropyl.

In the above structure, Z is selected from unsubstituted branched or cyclic alkyl, and unsubstituted or alkanyl-substituted phenyl, or benzyl, Z having from 3 to about 10 atoms other than hydrogen. Z is preferably saturated.

Z is preferably branched alkanyl having from about 3 to about 10 carbon atoms, more preferably from about 4 to about 6 carbon atoms. Z is preferably branched alkanyl having 2 or more branches, more preferably 2 branches. Preferred branched alkanyl Z include t-butyl, neopentyl, isopropyl; most preferred is t-butyl. Preferred cyclic alkanyl Z include cyclopropyl, cyclobutyl, cyclopentyl, cyclohexyl, cycloheptyl. Also preferred cyclic alkanyl Z include methyl or ethyl with a terminal cyclopropyl, cyclobutyl or cyclopentyl, especially cyclopropylmethyl or cyclopropylethyl. Also preferred Z is unsubstituted phenyl or benzyl.

In the above structure, R₁, R₂ and R₃ are independently hydrogen, straight, branched or cyclic alkyl having from one to 10 carbon atoms. R₁ and R₂ and/or R₂ and R₃ may be bonded together to form a cyclic alkanyl ring having from about 3 to about 7 carbon atoms in the ring where 1 to 3 atoms may be heteroatoms selected from O, N, or S. Other preferred R groups include aryl, heterocyclyl, heteroaryl, hydroxy, or alkoxy.

Preferred compounds of the subject invention are included in the following table:



Compound No.	R ₃
1	methyl
2	ethyl
3	propyl

In order to determine and assess pharmacological activity, testing of the subject compounds in animals is carded out using various assays known to those skilled in the art. The anti-inflammatory activity of the subject compounds can be conveniently demonstrated using an assay designed to test the ability of the subject compounds to antagonize the local edema which is characteristic of the inflammatory response. Examples of such known tests include the rat carrageenan edema test, the oxazolone-induced inflamed mouse ear test, and the mouse arachadonic acid-induced inflamed ear test. Analgesic activity may be tested in art-known models such as the phenylbenzoquinone-induced writhing test in mice, and the Randall & Selitto test in rats. Another useful art-known test is the rat adjuvant arthritis test which is a useful model for assessing anti-inflammatory activity, anti-arthritis and anti-resorptive activity in a chronic, rather than an acute, model.

These and other appropriate tests for pharmacological activity are disclosed and/or referred to in U.S. Pat. No. 4,130,666 issued to Moore on Dec. 19, 1978; U.S. Pat. No. 4,431,656 issued Feb. 14, 1984 to Katsumi, et al.; U.S. Pat. No. 4,440,784 issued to Katsumi, et al. on Apr. 3, 1984; Japanese Patent Application 85/54315 of Katsumi, et al., published Mar. 8, 1985; European Patent Application No. 0,059,090 of Yamanuchi Pharmaceutical Company Ltd., published Sep. 1, 1982; Opas, E. V., R. J. Bonney & J. L. Humes, "Prostaglandin and Leukotriene Synthesis in Mouse Ears Inflamed by Arachadonic Acid", *The Journal of Investigative Dermatology*, Vol. 84, No. 4 (1985), pp. 253-256;

Swingle, K. F., R. L. Bell & G. G. I. Moore, "Anti-inflammatory Activity of Antioxidants", *Anti-inflammatory and Antirheumatic Drugs*, Vol. III, Chapter 4, K. D. Rainsford, ed., CRC Press, Inc., (1985), pp. 105-126; Adamkiewicz, V. W., W. B. Rice & J. D. McColl, "Antiphlogistic Effect of Trypsin in Normal and in Adrenalectomized Rats", *Canadian Journal of Biochemistry & Physiology*, Vol. 33 (1955), pp. 332-339; Selye, H., "Further Studies Concerning the Participation of the Adrenal Cortex in the Pathogenesis of Arthritis", *British Medical Journal*, Vol. 2 (1949), pp. 1129-1135; and Winter, C. A., E. A. Risley & G. W. Nuss, "Carrageenan-Induced Edema in Hind Paw of the Rats as an Assay for Antiinflammatory Drugs" *Proceedings of Society of Experimental Biology and Medicine*, Vol. 111 (1962), pp. 544-547; Otterness, L. & M. L. Bliven, "Laboratory Methods for Testing Nonsteroidal Antiinflammatory Drugs", *Nonsteroidal Antiinflammatory Drugs*, Chapter 3, J. G. Lombardino, ed., John Wiley & Sons, Inc. (1985), pp. 111-252. Hitchens, J. T., S. Goldstein, L. Shemano & J. M. Beiler, "Analgesic Effects of Irritants in Three Models of Experimentally-Induced Pain", *Arch. Int. Pharmacodyn.*, Vol. 169, No. 2 (1967) pp. 384-393; Milne, G. M. & T. M. Twomey, "The Analgetic Properties of Piroxicam in Animals and Correlation with Experimentally Determined Plasma Levels", *Agents and Actions*, Vol. 10, No. 1/2 (1980), pp. 31-37; Randall, L. O. & J. J. Selitto, "A Method for Measurement of Analgesic Activity on Inflamed Tissue", *Arch. Int. Pharmacodyn.*, Vol. 111, No. 4 (1957), pp. 409-419; Winter, C. A. & L. Faltaker, "Nociceptive Thresholds as Affected by Parenteral Administration of Irritants and of Various Antinociceptive Drugs", *J. Pharmacol. Exp. Ther.*, Vol. 148, No. 3 (1965), pp. 373-379; the disclosure of all these references are incorporated herein by reference.

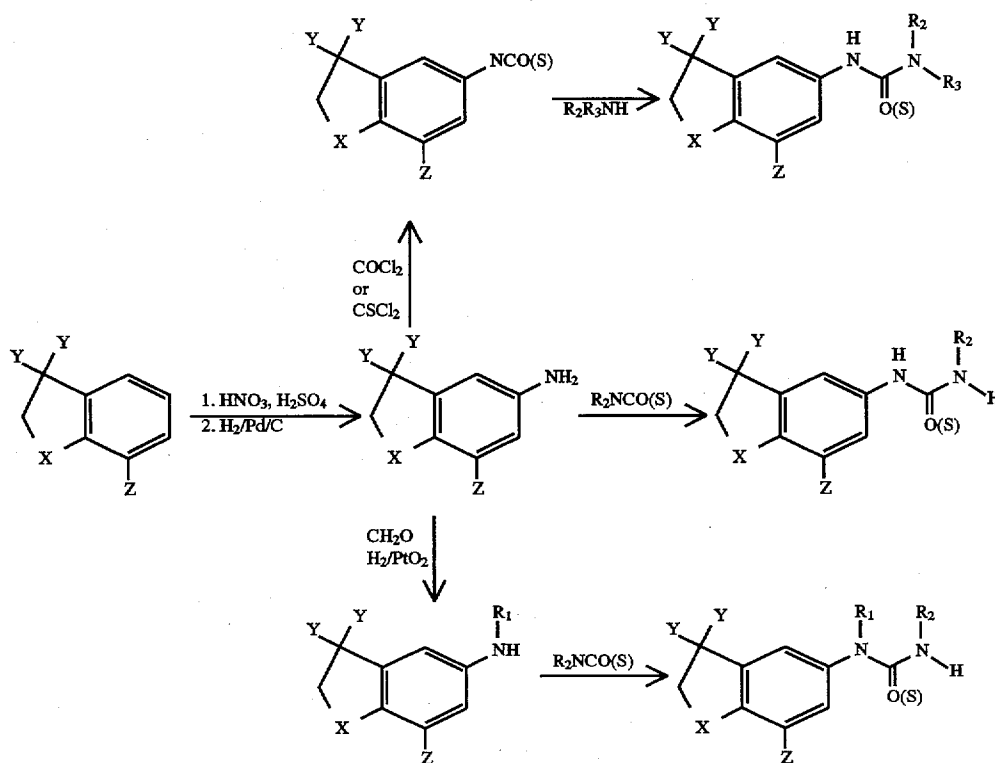
gastrointestinal side effects, especially when dosed perorally; such side effects may include ulcers and erosions. These side effects, which are often asymptomatic, can become serious enough to require hospitalization and can even be lethal.

Compounds of the subject invention generally cause fewer such gastrointestinal side effects compared to other NSAIDs. Some compounds of the subject invention are even gastroprotective, protecting the stomach and intestines from ulcers and erosions, particularly those caused by ethanol or other NSAIDs.

Certain NSAIDs, when dosed systematically, cause an undesirable increase in systemic levels of certain liver enzymes. Compounds of the subject invention generally cause little or no liver enzyme side effects.

Compounds useful in the subject invention can be made using the following general reaction schemes:

The starting substituted benzene compound can be nitrated with nitric acid in sulfuric acid and the resulting nitro compound can be catalytically reduced to the corresponding aniline. This aniline is the key intermediate to ureas with different degrees of substitution. Reaction with an isocyanate or thioisocyanate gives the N, N'-disubstituted urea or thiourea. The same aniline compound can be reacted with phosgene or thiophosgene to give the corresponding isocyanate or thioisocyanate which can be reacted with an amine to give the N, N', N'-trisubstituted urea or thiourea. Reductive amination using an aldehyde with the aniline intermediate gives the substituted aniline which is then reacted with an isocyanate or thioisocyanate to give the N, N'-disubstituted urea or thiourea.

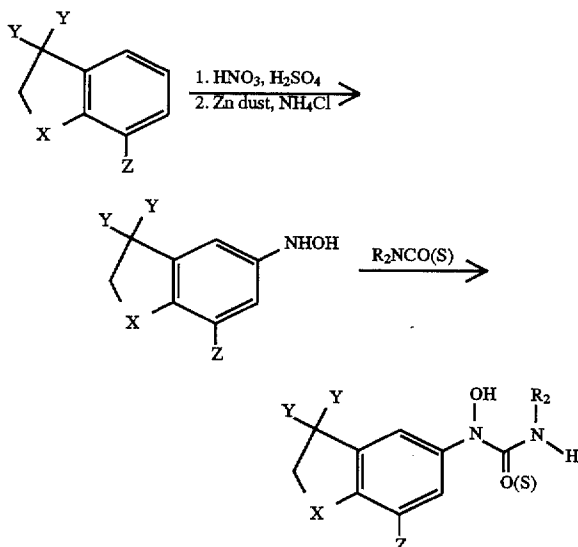


Many anti-inflammatory drugs, particularly non-steroidal anti-inflammatory drugs (NSAIDs) cause undesirable gas-

The nitrated benzene can be reduced with zinc dust to provide the hydroxylamine which is then reacted with an

7

isocyanate or thioisocyanate to provide the N-hydroxy-N'-substituted urea or thiourea.



SYNTHESIS EXAMPLES

The following non-limiting examples provide further information regarding synthesis of the subject compounds.

EXAMPLE 1

N-(7-tert-Butyl-2,3-dihydro-3,3-dimethyl-5-benzofuranyl)-N'-methyl urea

Step 1: 7-tert-Butyl-2,3-dihydro-3,3-dimethyl-5-nitro-benzofuran

To a solution of 7-tert-butyl-2,3-dihydro-3,3-dimethylbenzofuran (10.0 g 49.0 mmol) in glacial acetic acid (80 mL) is added dropwise 70% HNO₃ (4.0 mL, 5.7 g, 63.7 mmol). The reaction mixture darkens to a deep green color over the course of the addition. The reaction is monitored by TLC (2% EtOAc/hexanes), and is allowed to stir at 22° C. for 4 h. Then the reaction mixture is partitioned between Et₂O (100 mL) and H₂O (2×100 mL). The ethereal layer was washed with saturated aqueous Na₂CO₃ (50 mL), dried (MgSO₄), filtered and evaporated to a red solid (9.12 g). Crystallization from hexane provides the title compound as orange prisms (2.26 g, 18.5%). A second crop yields slightly less pure material (4.93 g, 40.3%) which was used without further purification, mp=93°–94° C.

5-Amino-7-tert-butyl-2,3-dihydro-3,3-dimethylbenzofuran

A suspension of 7-tert-butyl-2,3-dihydro-3,3-dimethyl-5-nitro-benzofuran (2.2 g, 8.8 mmol) and 10% palladium on carbon (200 mg) in absolute EtOH (60 mL) is hydrogenated at 40 psi of H₂ pressure on a Parr hydrogenation apparatus for 3 h at 22° C. The reaction is judged complete by TLC (hexane:EtOAc, 19:1; visualized with Dragendorff reagent). The reaction mixture is filtered through Celite and evaporated to yield the title compound as a purple solid (1.7 g, 88%), which is used without further purification.

Step 3: N-(7-tert-Butyl-2,3-dihydro-3,3-dimethyl-5-benzofuranyl)-N'-methyl urea

Methylisocyanate (0.14 mL, 2.28 mmol) is added dropwise to a solution of 5-amino-7-tert-butyl-2,3-dihydro-3,3-

8

dimethylbenzofuran (500 mg, 2.28 mmol) in Et₂O (5 mL). A solid forms over 0.5 h and the reaction is quenched with H₂O (10 mL) after 1 h. The reaction is extracted with Et₂O (3×10 mL) and the organic layers dried (MgSO₄) and evaporated to a tan solid (550 mg). This solid is recrystallized from EtOAc to give the product as white prisms (350 mg, 56%), mp=193°–194° C.

Example 2

N-(7-tert-Butyl-2,3-dihydro-3,3-dimethyl-5-benzofuranyl)-N'-ethyl urea

Ethylisocyanate (0.18 mL, 2.28 mmol) is added dropwise to a solution of 5-amino-7-tert-butyl-2,3-dihydro-3,3-dimethylbenzofuran (500 mg, 2.28 mmol) in Et₂O (5 mL). A solid forms after 10 min and the reaction is quenched with H₂O (10 mL) after 40 min. The reaction is extracted with Et₂O (3×10 mL) and the organic layers dried (MgSO₄) and evaporated to a tan solid (657 mg). This solid is recrystallized from EtOAc to give the title compound as white prisms (335 mg, 51%), mp=197°–198° C.

Example 3

N-(7-tert-Butyl-2,3-dihydro-3,3-dimethyl-5-benzofuranyl)-N'-propyl urea

Propylisocyanate (0.21 mL, 2.28 mmol) is added dropwise to a solution of (7-tert-butyl-2,3-dihydro-3,3-dimethyl-5-benzofuranyl)-amine (500 mg, 2.28 mmol) and Et₂O (5 mL). A solid forms after 10 min and the reaction is quenched with H₂O (10 mL) after 40 min. The reaction is extracted with Et₂O (3×10 mL) and the organic layers dried (MgSO₄) and evaporated to an off-white solid (650 mg). This solid is recrystallized from EtOAc to give a white solid (270 mg, 39%), mp=193°–194° C.

Example 4

N-(7-tert-Butyl-2,3-dihydro-3,3-dimethyl-5-benzothieryl)-N'-methyl urea

Step 1. 2-Bromo-6-tert-butylthiophenol

To a solution of tetramethylethylenediamine (198.4 mmol, 30 mL) in cyclohexane (140 mL) is slowly added n-BuLi (198.4 mmol, 99.2 mL; 2M solution in cyclohexane) at 23° C. The resulting solution is cooled to 0° C. A solution of 2-tert-butylthiophenol (15.0 g, 90.2 mmol) in cyclohexane (40 mL) is then added at a rate such that the temperature stays below 10° C. The reaction is then stirred at 0° C. for 5 h and is then allowed to warm to 23° C. overnight. To the resulting yellow solution at 23° C. is added sec-BuLi (90.2 mmol, 69.4 mL of 1.3M solution in cyclohexane) over 0.5 h. The resulting solution gradually turns orange. After 1.5 h, the orange, cloudy reaction mixture is cannulated into a stirring solution of 1,2-dibromotetrafluoroethane (180.4 mmol, 21.5 mL) in THF (50 mL) over 1 h. After addition is complete, the resulting reaction mixture is quenched with 1N HCl (80 mL), and extracted with hexanes (3×100 mL). The hexanes are dried (MgSO₄) and evaporated to a dark oil (29.48 g). This oil is taken up in 1N NaOH (100 mL), and extracted with CH₂Cl₂ (3×50 mL). The organic phase is discarded, and the aqueous phase is acidified with 12N HCl, and extracted with CH₂Cl₂ (3×100 mL). The organic phase is dried (MgSO₄) and evaporated to provide the title compound as a yellow oil.

Step 2. 2-Bromo-6-tert-butylphenyl 2-methylallyl thioether

A solution of 2-bromo-6-tert-butylthiophenol (12.4 g, 50.6 mmol), K₂CO₃ (8.44 g, 61.1 mmol), NaI (766 mg, 50.6

mmol), and β -methallylchloride (5.17 mL, 50.6 mmol) in acetone (250 mL) is heated at reflux for 2 h. The reaction is monitored by TLC (hexanes). The reaction mixture is allowed to cool to 23° C., and the precipitated solids are filtered off. The filtrate is evaporated to a dark yellow oil, which is taken up in hexanes (100 mL) and stirred with silica gel (10 g) for 20 min. The silica gel is filtered off and discarded, and the filtrate is evaporated to yield the title compound as a light yellow oil.

Step 3. 7-tert-Butyl-2,3-dihydro-3,3-dimethylbenzothiophene

A solution of (2-bromo-6-tert-butylphenyl)-(2-methyl)-thioether (9.00 g, 30.0 mmol), di-iso-propylethylamine (160 mL, 0.90 mol) and 80% aqueous hypophosphorous acid (58 g, 0.90 mol) in dioxane (450 mL) is deoxygenated by bubbling with N₂ for 0.5 h. The solution is heated to reflux, and a similarly deoxygenated solution of azo-bis-isobutyronitrile (1.7 g, 8.8 mmol) in dioxane (5 mL) is added via syringe in 0.5 mL portions in 0.5 h intervals. The reaction is monitored by TLC (hexanes). After 24 h, the reaction mixture is allowed to cool to 23° C., and partitioned with 1N HCl (300 mL), brine (100 mL), and Et₂O (3×150 mL). The combined ethereal extracts are back extracted with 1N NaOH (3×50 mL) and H₂O (2×50 mL), and then are dried (MgSO₄) and evaporated to yield the crude product as a yellow oil. Short path vacuum distillation (85° C., 40 mm Hg) of this material provides the title compound as a faint yellow oil.

Step 4. 7-tert-Butyl-2,3-dihydro-3,3-dimethyl-5-nitro-benzothiophene

To a solution of 7-tert-butyl-2,3-dihydro-3,3-dimethylbenzothiophene (4.0 g, 18.2 mmol) in glacial acetic acid (30 mL) is added dropwise 70% HNO₃ (2.0 mL, 2.8 g, 31.8 mmol). The reaction mixture darkens to a deep green color over the course of the addition. The reaction is monitored by TLC (2% EtOAc/hexanes). Then the reaction mixture is partitioned between Et₂O (50 mL) and H₂O (2×50 mL). The ethereal layer is washed with saturated aqueous Na₂CO₃ (50 mL), dried (MgSO₄), filtered and evaporated to a red solid. Crystallization from hexane provides the title compound as orange prisms. A second crop yielded slightly less pure material which is combined with the former and used without further purification.

Step 5. 5-Amino-7-tert-butyl-2,3-dihydro-3,3-dimethylbenzofuran

A suspension of 7-tert-butyl-2,3-dihydro-3,3-dimethyl-5-nitro-benzothiophene (2.6 g, 8.8 mmol) in absolute EtOH (60 mL) is hydrogenated at 40 psi of H₂ pressure on a Parr hydrogenation apparatus for 3 h at 22° C. The reaction is judged complete by TLC (hexane:EtOAc, 19:1; visualized with Dragendorff reagent). The reaction mixture is filtered through Celite and evaporated to yield the title compound as a purple solid, which is used without further purification.

Step 6. N-(7-tert-Butyl-2,3-dihydro-3,3-dimethyl-5-benzothienyl)-N'-methyl urea

Methylisocyanate (0.14 mL, 2.28 mmol) is added dropwise to a solution of 5-amino-7-tert-butyl-2,3-dihydro-3,3-dimethylbenzothiophene (550 mg, 2.33 mmol) in Et₂O (5 mL). A solid gradually forms and the reaction is quenched with H₂O (10 mL). The reaction is extracted with Et₂O (3×10 mL) and the organic layers dried (MgSO₄) and

evaporated to a tan solid. This solid is recrystallized from EtOAc to give the product as white prisms, mp>150° C.

Compositions

Compositions of the subject invention comprise a safe and effective amount of the subject compounds, and a pharmaceutically-acceptable carrier. As used herein, "safe and effective amount" means an amount of a compound sufficient to significantly induce a positive modification in the condition to be treated, but low enough to avoid serious side effects (at a reasonable benefit/risk ratio), within the scope of sound medical judgment. A safe and effective amount of a compound will vary with the particular condition being treated, the age and physical condition of the patient being treated, the severity of the condition, the duration of the treatment, the nature of concurrent therapy, the particular pharmaceutically-acceptable carrier utilized, and like factors within the knowledge and expertise of the attending physician.

Compositions of the subject invention preferably comprise from about 0.1% to about 99.9% by weight of a compound, more preferably from about 20% to about 80%, and most preferably from about 40% to about 70%.

In addition to the compound, the compositions of the subject invention contain a pharmaceutically-acceptable carrier. The term "pharmaceutically-acceptable carrier", as used herein, means one or more compatible solid or liquid filler diluents or encapsulating substances which are suitable for administration to a human or lower animal. The term "compatible", as used herein, means that the components of the composition are capable of being commingled with the subject compound, and with each other, in a manner such that there is no interaction which would substantially reduce the pharmaceutical efficacy of the composition under ordinary use situations. Pharmaceutically-acceptable carriers must, of course, be of sufficiently high purity and sufficiently low toxicity to render them suitable for administration to the human or lower animal being treated.

Some examples of substances which can serve as pharmaceutically-acceptable carriers or components thereof are sugars, such as lactose, glucose and sucrose; starches, such as cornstarch and potato starch; cellulose and its derivatives, such as sodium carboxymethyl cellulose, ethyl cellulose, cellulose acetate; powdered tragacanth; malt; gelatin; talc; solid lubricants, such as stearic acid, magnesium stearate; calcium sulfate; vegetable oils, such as peanut oil, cottonseed oil, sesame oil, olive oil, corn oil and oil of theobroma; polyols such as propylene glycol, glycerin, sorbitol, mannitol, and polyethylene glycol; alginic acid; emulsifiers, such as the Tweens®; wetting agents such as sodium lauryl sulfate; coloring agents; flavoring agents, excipients; tableting agents; stabilizers; antioxidants; preservatives; pyrogen-free water; isotonic saline; and phosphate buffer solutions.

The choice of a pharmaceutically-acceptable carrier to be used in conjunction with a subject compound is basically determined by the way the compound is to be administered.

If the subject compound is to be injected, it is preferably injected non-intravenously; the preferred pharmaceutically-acceptable carrier is sterile, physiological saline, with blood compatible suspending agent, the pH of which has been adjusted to about 7.4. Such injectable compositions preferably comprise from about 1% to about 50% of the subject compound, more preferably from about 5% to about 25%, also preferably from about 10 mg to about 600 mg of the subject compound per dose.

Suitable pharmaceutically-acceptable carriers for topical application include those suited for use in lotions, creams,

gels and the like. Topical compositions preferably contain from about 1% to about 50% of an emollient, more preferably from about 5% to about 25% of an emollient. Such topical compositions preferably comprise from about 0.1% to about 50%, of the subject compound, more preferably from about 0.5% to about 10%, also preferably from about 5 mg to about 3500 mg per dose.

The preferred mode of administering the subject compound is perorally. The preferred unit dosage form is therefore tablets, capsules and the like, comprising a safe and effective amount of the compound, which is preferably from about 5 mg to about 3500 mg, more preferably from about 10 mg to about 1000 mg, and most preferably from about 25 mg to about 600 mg. The pharmaceutically-acceptable carriers suitable for the preparation of unit dosage forms for oral administration are well-known in the art. Their selection will depend on secondary considerations like taste, cost, and shelf stability, which are not critical for the purposes of the subject invention, and can be made without difficulty by a person skilled in the art.

Many of the subject compounds are hydrophobic. If it is desired to provide an aqueous-based composition or a composition soluble in or miscible with aqueous media, a solubilizing agent may be included in the composition. Non-limiting examples of such solubilizing agents include polyethylene glycol, propylene glycol, ethanol, and polyoxyethylene (35) castor oil.

Particularly preferred oral composition carriers suitable for compositions of the subject invention are disclosed in U.S. Pat. Nos. 5,189,066 of Kelm & Bruns, issued Feb. 23, 1993, entitled "Pharmaceutical Compositions of Tebufelone", and 5,281,420 of Kelm & Dobrozi, issued Jan. 25, 1994, entitled "Solid Dispersion Compositions of Tebufelone", hereby incorporated herein by reference.

Methods

Another aspect of the subject invention is methods for treating or preventing diseases characterized by inflammation by administering a safe and effective amount of a subject compound to a human or lower animal in need of such treatment. The term "diseases characterized by inflammation", as used herein, means conditions which are known to involve inflammation, and may include conditions such as arthritis (e.g., rheumatoid arthritis, osteoarthritis, psoriatic arthritis, juvenile arthritis, Reiter's syndrome, infectious arthritis, and ankylosing spondylitis, systemic lupus, erythematosus and gout), as well as the presence of inflammation whether or not it is associated with an identifiable disease. Diseases characterized by inflammation further may include inflammation in the oral cavity (e.g., inflammation associated with gingivitis or periodontal disease); inflammation in the gastrointestinal tract, (e.g., inflammation associated with ulcers and irritable bowel disease); inflammation associated with dermatological diseases (e.g., psoriasis, acne, and other skin inflammation); inflammation associated with the respiratory tract (e.g., asthma, bronchitis, and allergies); and inflammation in the central nervous system (e.g., Alzheimer's disease).

Another aspect of the subject invention is methods for treating or preventing pain by administering a safe and effective amount of a subject compound to a human or lower animal in need of such treatment. Pain which can be treated or prevented by administering the subject compounds may include peripheral pain, menstrual pain, dental pain, and lower back pain.

Another aspect of the subject invention is methods for preventing oxidative damage at inflammatory sites by administering a safe and effective amount of a subject

compound to a human or lower animal in need of such treatment. While not limited to a particular mechanism, it is believed that the subject compounds inhibit leukotriene synthesis, thereby decreasing neutrophil accumulation at an inflammatory site.

Another aspect of the subject invention is methods for treating or preventing gastric or duodenal ulcers or erosions by administering a safe and effective amount of a subject compound to a human or lower animal in need of such treatment. In particular, such ulcers or erosions caused by ethanol or non-steroidal antiinflammatory drugs (NSAIDs) can be treated and/or prevented by administration of preferred subject compounds.

Appropriate tests for determining the gastrointestinal safety or gastroprotective or gastric healing properties of the subject compounds are known.

Methods for determining acute gastrointestinal safety are disclosed and/or referred to in the following references: Unangst, P. C., G. P. Shrum, D. T. Connor, R. D. Dyer, and D. J. Schrier, "Novel 1,2,4-Oxadiazoles and 1,2,4-Thiadiazoles as Dual 5-Lipoxygenase and Cyclooxygenase Inhibitors", *J. Med. Chem.*, Vol. 35 (1992), pp. 3691-3698; and Segawa, Y., O. Ohya, T. Abe, T. Omata, et al., "Anti-inflammatory, Analgesic, and Antipyretic Effects and Gastrointestinal Toxicity of the New Anti-inflammatory Drug N-{3-[3-(piperidinylmethyl)phenoxy]propyl}-carbamoylmethylthio]ethyl 1-(p-chlorobenzoyl) 5-Methoxy-2methyl-3-indolylacetate", *Arzneim.-Forsch./Drug Res.*, Vol. 42 (1992), pp. 954-992. In the methods disclosed therein, stomachs of the animals are typically examined two hours after dosing a compound. Methods for determining subchronic gastrointestinal safety are disclosed and/or referred to in the following references: Melarange, R., C. Gentry, et al., "Anti-inflammatory and Gastrointestinal Effects of Nabumetone or Its Active Metabolite, 6-Methoxy-2-naphthylacetic Acid (6MNA)", *Dig. Dis. Sci.*, Vol. 37 (1992), pp. 1847-1852; and Wong, S., S. J. Lee, et al., "Antiarthritic Profile of BF-389—A Novel Anti-inflammatory Agent With Low Ulcerogenic Liability", *Agents Actions*, Vol. 37 (1992), pp. 90-91.

Methods for determining acute gastroprotection are disclosed and/or referred to in the following reference: Playford, R. J., D. A. Versey, S. Haldane, M. R. Alison, and J. Calan, "Dose-dependent Effects of Fentanyl on Indomethacin-induced Gastric Damage", *Digestion*, Vol. 49 (1991), pp. 198-203. In the method disclosed therein, female Lewis rats (130-175 g) are dosed perorally with the subject compound (40 mg/kg b.i.d.) or vehicle at 2 hours and immediately before administration of a gastric damaging dose of indomethacin. The rats are sacrificed 4 hours later by CO₂ asphyxiation. Gastric corpus damage (millimeters of hemorrhagic lesions) is measured by digitized imaging.

The preferred mode of administration of the subject compounds is peroral, but other known methods of administration are contemplated as well, e.g., dermatomucosally (for example, dermally, rectally and the like), and parenterally (for example, by subcutaneous injection, intramuscular injection, intraarticular injection, intravenous injection and the like). Ocular administration and inhalation are also included. Thus specific modes of administration include, without limitation, peroral, transdermal, mucosal, sublingual, intranasal, intramuscular, intravenous, intraperitoneal, subcutaneous, and topical administration.

Preferred doses of the subject compounds range from about 0.2 mg/kg to about 70 mg/kg, more preferably from about 0.5 mg/kg to about 12 mg/kg. Preferred injectable doses comprise from about 0.1 mg/kg to about 10 mg/kg of

13

the subject compound. Preferred topical doses comprise from about 1 mg/cm² to about 200 mg/cm² of the subject compound applied to the skin surface. Preferred peroral doses comprise from about 0.5 mg/kg to about 50 mg/kg, more preferably from about 1 mg/kg to about 20 mg/kg, more preferably still from about 2 mg/kg to about 10 mg/kg, of the subject compound. Such doses are preferably administered from about once to about six times daily, more preferably from about twice to about four times daily. Such daily doses are preferably administered for at least one week, also preferably for at least two weeks, also preferably for at least one month, also preferably for at least 2 months, also preferably for at least 6 months, 1 year, 2 years, or more.

Compositions and Method Examples

The following non-limiting examples illustrate the subject invention.

Example A

Pharmaceutical compositions in the form of tablets are prepared by conventional methods, such as mixing and direct compaction, formulated as follows:

Ingredient	Quantity (mg per tablet)
Compound 1	200
Microcrystalline Cellulose	100
Sodium Starch Glycolate	30
Magnesium Stearate	3

When administered orally two times daily, the above composition significantly reduces the inflammation in a patient suffering from rheumatoid arthritis. A significant benefit is also achieved by twice daily administration of this composition to a patient suffering from osteoarthritis.

Example B

A pharmaceutical composition in capsule form is prepared by conventional methods, formulated as follows:

Ingredient	Quantity (mg per capsule)
Compound 2	200
Lactose	To fill to volume of capsule

The above capsule administered orally once a day substantially reduces the symptomology of a patient afflicted with rheumatoid arthritis or osteoarthritis.

Example C

A pharmaceutical composition in liquid form is prepared by conventional methods, formulated as follows:

Ingredient	Quantity
Compound 3	200 mg
EtOH	4 ml
Methyl cellulose	0.4 mg
Distilled water	76 ml
Tween 80	1.6 ml

50 ml of the above composition administered perorally once a day substantially reduces the symptoms of a patient afflicted with rheumatoid arthritis or osteoarthritis.

14

Example D

A pharmaceutical composition in liquid form is prepared by conventional methods, formulated as follows:

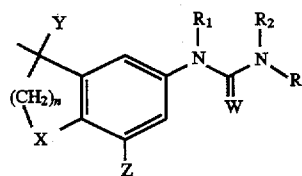
Microcrystalline (micronized) Compound 1	200 mg
Avicel (microcrystalline cellulose)	50 mg
Tween 80	1.6 ml
Methyl cellulose	0.4 mg
Deionized water	80 ml

50 ml of the above composition administered perorally twice a day substantially reduces the symptoms of a patient afflicted with rheumatoid arthritis or osteoarthritis.

While particular embodiments of the subject invention have been described, it would be obvious to those skilled in the art that various changes and modifications to the compositions disclosed herein can be made without departing from the spirit and scope of the invention. It is intended to cover, in the appended claims, all such modifications that are within the scope of this invention.

What is claimed is:

1. A compound having the structure:



wherein

- n is from 1 to about 3;
 - X is selected from the group consisting of O, S, SO, or SO₂;
 - Y is independently hydrogen or straight, or branched alkyl or cycloalkyl having from 1 to about 3 carbon atoms, or the Y's are bonded together to form a cycloalkyl ring having from 3 to about 7 atoms;
 - Z is straight, branched alkyl or cycloalkyl having from 3 to about 10 atoms other than hydrogen;
 - W is O or S; and
 - R₁, R₂ and R₃ are independently hydrogen, straight, branched alkyl or cycloalkyl having from 1 to about 10 carbon atoms, aryl, heterocyclyl, heteroaryl, hydroxy, or alkoxy; or R₁, R₂ and R₃ may be bonded to form one or more rings, each ring having from 3 to about 7 atoms wherein one to three atoms may be heteroatoms.
- The compound of claim 1 wherein X is oxygen or sulphur, and R₁ and R₂ are hydrogen or methyl.
 - The compound of claim 1 wherein each Y is independently selected from the group consisting of hydrogen, methyl and ethyl; and Z is selected from the group consisting of C₄-C₆ branched alkyl having 2 branches or unsubstituted C₃-C₆ cycloalkyl.
 - The compound of claim 3 wherein X is oxygen, both Y are methyl, and Z is t-butyl.
 - The compound of claim 4 wherein R₃ is C₁-C₆ straight or single-branched alkyl, alkenyl or alkynyl where the site of unsaturation is between non-terminal carbon atoms, or C₃-C₆ cycloalkyl or cycloalkylalkyl.
 - The compound of claim 5 wherein X is oxygen, and R₁ and R₂ are hydrogen.
 - The compound of claim 6 wherein n is one.

15

8. The compound of claim 7 wherein R_3 is selected from the group consisting of methyl, ethyl, n-propyl, i-propyl, n-butyl, 1-methylpropyl, 2-methylpropyl, 1-methylbutyl, ethoxy, cyclobutyl, cyclopentyl, cyclohexyl, benzyl or phenethyl.

9. The compound of claim 8 wherein W is oxygen.

10. The compound of claim 9 wherein R_3 is selected from the group consisting of methyl, ethyl, n-propyl, n-butyl and ethoxy.

11. The compound of claim 10 wherein R_3 is methyl, ethyl or n-propyl.

12. A composition comprising a compound of claim 1 and a pharmaceutically-acceptable carrier.

13. A method of treating inflammation or pain comprising administration, to a human or lower animal in need of such treatment, of a safe and effective amount of a compound of claim 1.

16

14. A method of treating arthritis comprising daily peroral administration, to a human in need of such treatment, of from about 1 mg/kg to about 20 mg/kg of a compound of claim 1.

15. A composition comprising a compound of claim 11 and a pharmaceutically-acceptable carrier.

16. A method of treating inflammation or pain comprising administration, to a human or lower animal in need of such treatment, of a safe and effective amount of a compound of claim 11.

17. A method of treating arthritis comprising daily peroral administration, to a human in need of such treatment, of from about 1 mg/kg to about 20 mg/kg of a compound of claim 11.

* * * * *

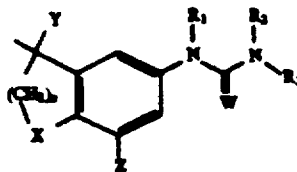
UNITED STATES PATENT AND TRADEMARK OFFICE
CERTIFICATE OF CORRECTION

PATENT NO. : 5,684,041

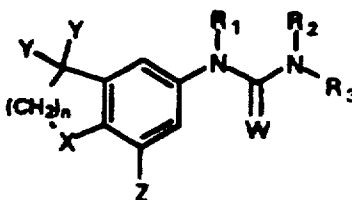
DATED : November 4, 1997

INVENTOR(S) : Michael Wiard Scherz

It is certified that error appears in the above-identified patent and that said Letters Patent is hereby corrected as shown below:



Column 14, Claim 1 structure –



should read –

Column 14, line 61, "C, α C, straight" should read –C, --- C, straight--

Signed and Sealed this
Eleventh Day of August 1998

Attest:

BRUCE LEHMAN

Attesting Officer

Commissioner of Patents and Trademarks