



## INTERNATIONAL APPLICATION PUBLISHED UNDER THE PATENT COOPERATION TREATY (PCT)

<p>(51) International Patent Classification <sup>6</sup> : A61K 31/505, 31/53, 31/50, 31/47, 31/44, C07D 239/02, 237/02, 243/34, 251/02, 217/02, 215/02, 213/04</p>	A1	<p>(11) International Publication Number: <b>WO 99/17776</b></p> <p>(43) International Publication Date: 15 April 1999 (15.04.99)</p>
<p>(21) International Application Number: PCT/US98/21189</p> <p>(22) International Filing Date: 8 October 1998 (08.10.98)</p> <p>(30) Priority Data: 60/061,351 8 October 1997 (08.10.97) US</p> <p>(71) Applicant (for all designated States except US): SMITHKLINE BEECHAM CORPORATION [US/US]; One Franklin Plaza, Philadelphia, PA 19103 (US).</p> <p>(72) Inventors; and (75) Inventors/Applicants (for US only): ADAMS, Jerry, L. [US/US]; 611 Forest Road, Wayne, PA 19087 (US). GARIGIPATI, Ravi, Shanker [US/US]; 565 Quaker Lane #121, West Warwick, RI 02893 (US).</p> <p>(74) Agents: DINNER, Dara, L. et al.; SmithKline Beecham Corporation, Corporate Intellectual Property, UW2220, 709 Swedeland Road, P.O. Box 1539, King of Prussia, PA 19406-0939 (US).</p>	<p>(81) Designated States: CA, JP, US, European patent (AT, BE, CH, CY, DE, DK, ES, FI, FR, GB, GR, IE, IT, LU, MC, NL, PT, SE).</p> <p><b>Published</b> <i>With international search report. Before the expiration of the time limit for amending the claims and to be republished in the event of the receipt of amendments.</i></p>	
<p>(54) Title: NOVEL CYCLOALKENYL SUBSTITUTED COMPOUNDS</p> <p>(57) Abstract</p> <p>Novel pyridyl or pyrimidinyl substituted cycloalkenyl compounds and compositions for use in therapy.</p>		

**FOR THE PURPOSES OF INFORMATION ONLY**

Codes used to identify States party to the PCT on the front pages of pamphlets publishing international applications under the PCT.

AL	Albania	ES	Spain	LS	Lesotho	SI	Slovenia
AM	Armenia	FI	Finland	LT	Lithuania	SK	Slovakia
AT	Austria	FR	France	LU	Luxembourg	SN	Senegal
AU	Australia	GA	Gabon	LV	Latvia	SZ	Swaziland
AZ	Azerbaijan	GB	United Kingdom	MC	Monaco	TD	Chad
BA	Bosnia and Herzegovina	GE	Georgia	MD	Republic of Moldova	TG	Togo
BB	Barbados	GH	Ghana	MG	Madagascar	TJ	Tajikistan
BE	Belgium	GN	Guinea	MK	The former Yugoslav Republic of Macedonia	TM	Turkmenistan
BF	Burkina Faso	GR	Greece	ML	Mali	TR	Turkey
BG	Bulgaria	HU	Hungary	MN	Mongolia	TT	Trinidad and Tobago
BJ	Benin	IE	Ireland	MR	Mauritania	UA	Ukraine
BR	Brazil	IL	Israel	MW	Malawi	UG	Uganda
BY	Belarus	IS	Iceland	MX	Mexico	US	United States of America
CA	Canada	IT	Italy	NE	Niger	UZ	Uzbekistan
CF	Central African Republic	JP	Japan	NL	Netherlands	VN	Viet Nam
CG	Congo	KE	Kenya	NO	Norway	YU	Yugoslavia
CH	Switzerland	KG	Kyrgyzstan	NZ	New Zealand	ZW	Zimbabwe
CI	Côte d'Ivoire	KP	Democratic People's Republic of Korea	PL	Poland		
CM	Cameroon	KR	Republic of Korea	PT	Portugal		
CN	China	KZ	Kazakstan	RO	Romania		
CU	Cuba	LC	Saint Lucia	RU	Russian Federation		
CZ	Czech Republic	LI	Liechtenstein	SD	Sudan		
DE	Germany	LK	Sri Lanka	SE	Sweden		
DK	Denmark	LR	Liberia	SG	Singapore		
EE	Estonia						

**NOVEL CYCLOALKENYL SUBSTITUTED COMPOUNDS**

5

**FIELD OF THE INVENTION**

This invention relates to novel cycloalkenyl substituted compounds, processes for the preparation thereof, the use thereof in treating cytokine mediated diseases and pharmaceutical compositions for use in such therapy.

10

**BACKGROUND OF THE INVENTION**

Intracellular signal transduction is the means by which cells respond to extracellular stimuli. Regardless of the nature of the cell surface receptor (e. g. protein tyrosine kinase or seven-transmembrane G-protein coupled), protein kinases and phosphatases along with phospholipases are the essential machinery by which the signal is further transmitted within the cell [Marshall, J. C. Cell, **80**, 179-278 (1995)]. Protein kinases can be categorized into five classes with the two major classes being, tyrosine kinases and serine / threonine kinases depending upon whether the enzyme phosphorylates its substrate(s) on specific tyrosine(s) or serine / threonine(s) residues [Hunter, T., Methods in Enzymology (Protein Kinase Classification) p. 3, Hunter, T.; Sefton, B. M.; eds. vol. 200, Academic Press; San Diego, 1991].

15

20

For most biological responses, multiple intracellular kinases are involved and an individual kinase can be involved in more than one signaling event. These kinases are often cytosolic and can translocate to the nucleus or the ribosomes where they can affect transcriptional and translational events, respectively. The involvement of kinases in transcriptional control is presently much better understood than their effect on translation as illustrated by the studies on growth factor induced signal transduction involving MAP/ERK kinase [Marshall, C. J. Cell, **80**, 179 (1995); Herskowitz, I. Cell, **80**, 187 (1995); Hunter, T. Cell, **80**, 225 (1995); Seger, R., and Krebs, E. G. FASEB J., **9**, 726-735 (1995)].

25

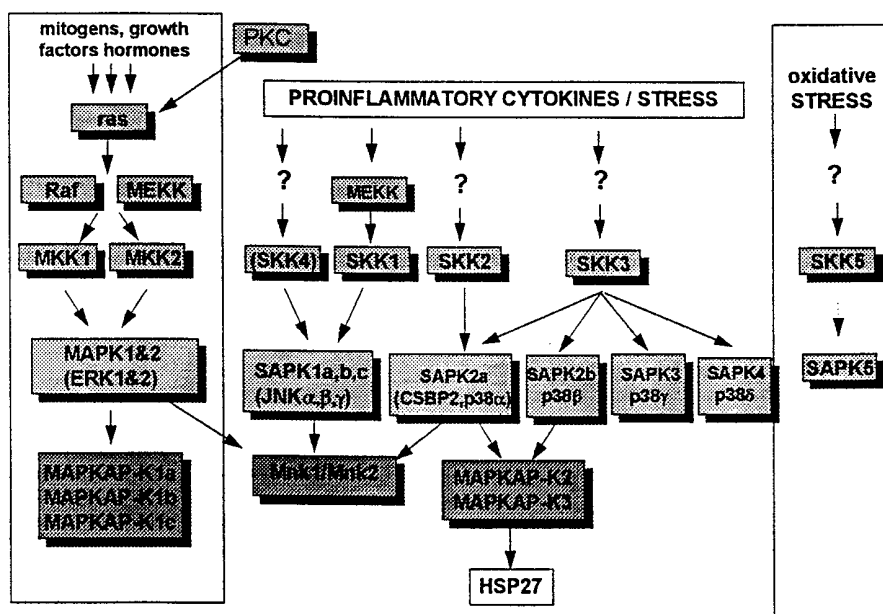
30

While many signaling pathways are part of cell homeostasis, numerous cytokines (e.g., IL-1 and TNF) and certain other mediators of inflammation (e.g., COX-2, and iNOS) are produced only as a response to stress signals such as bacterial lipopolysaccharide (LPS). The first indications suggesting that the signal transduction pathway leading to LPS-induced cytokine biosynthesis involved protein kinases came from studies of Weinstein [Weinstein, *et al.*, J. Immunol. **151**, 3829(1993)] but the

35

specific protein kinases involved were not identified. Working from a similar perspective, Han [Han, *et al.*, Science **265**, 808(1994)] identified murine p38 as a kinase which is tyrosine phosphorylated in response to LPS. Definitive proof of the involvement of the p38 kinase in LPS-stimulated signal transduction pathway leading to the initiation of proinflammatory cytokine biosynthesis was provided by the independent discovery of p38 kinase by Lee [Lee, *et al.*, Nature, **372**, 739(1994)] as the molecular target for a novel class of anti-inflammatory agents. The discovery of p38 (termed by Lee as CSBP 1 and 2) provided a mechanism of action of a class of anti-inflammatory compounds for which SK&F 86002 was the prototypic example. These compounds inhibited IL-1 and TNF synthesis in human monocytes at concentrations in the low uM range [Lee, *et al.*, Int. J. Immunopharmac. 10(7), 835(1988)] and exhibited activity in animal models which are refractory to cyclooxygenase inhibitors [Lee, *et al.*, Annals N. Y. Acad. Sci., **696**, 149(1993)].

**MITOGEN AND STRESS ACTIVATED PROTEIN KINASE CASCADES**



**Figure 1**

It is now firmly established that CSBP/p38 is a one of several kinases involved in a stress-response signal transduction pathway which is parallel to and largely independent of the analogous mitogen-activated protein kinase (MAP) kinase cascade (Figure 1). Stress signals, including LPS, pro-inflammatory cytokines, oxidants, UV light and osmotic stress, activate kinases upstream from CSBP/p38 which in turn phosphorylate CSBP/p38 at threonine 180 and tyrosine 182 resulting in CSBP/p38

activation. MAPKAP kinase-2 and MAPKAP kinase-3 have been identified as downstream substrates of CSBP/p38 which in turn phosphorylate heat shock protein Hsp 27 (Figure 2). It is not yet known whether MAPKAP-2, MAPKAP-3, Mnk1 or Mnk2 are involved in cytokine biosynthesis or alternatively that inhibitors of CSBP/p38 kinase might regulate cytokine biosynthesis by blocking a yet unidentified substrate downstream from CSBP/p38 [Cohen, P. *Trends Cell Biol.*, 353-361(1997)].

### p38 Kinase Pathway

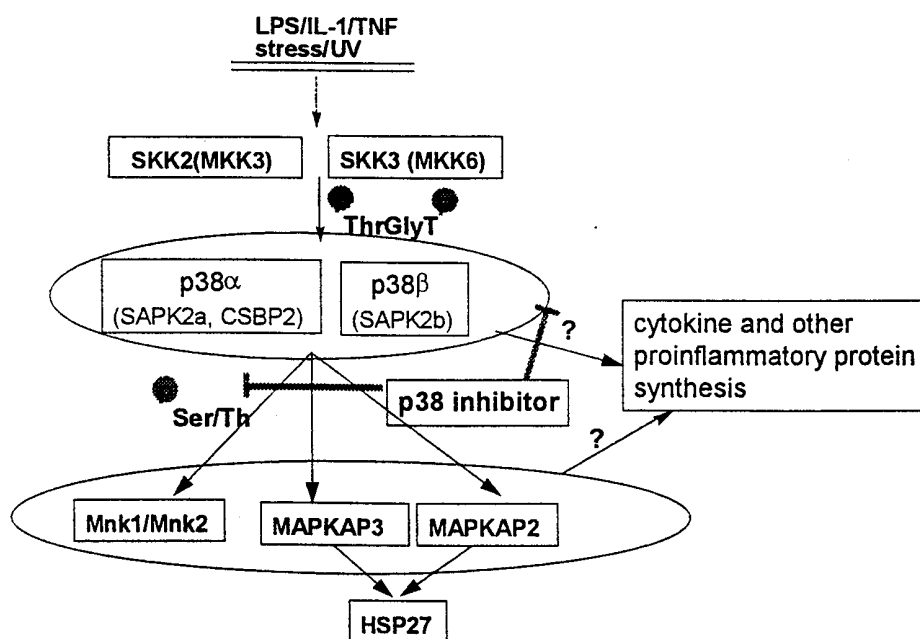


Figure 2

10

What is known, however, is that in addition to inhibiting IL-1 and TNF, CSBP/p38 kinase inhibitors (SK&F 86002 and SB 203580) also decrease the synthesis of a wide variety of pro-inflammatory proteins including, IL-6, IL-8, GM-CSF and COX-2. Inhibitors of CSBP/p38 kinase have also been shown to suppress the TNF-induced expression of VCAM-1 on endothelial cells, the TNF-induced phosphorylation and activation of cytosolic PLA2 and the IL-1-stimulated synthesis of collagenase and stromelysin. These and additional data demonstrate that CSBP/p38 is involved not only cytokine synthesis, but also in cytokine signaling [CSBP/P38 kinase reviewed in Cohen, P. *Trends Cell Biol.*, 353-361(1997)].

20

Interleukin-1 (IL-1) and Tumor Necrosis Factor (TNF) are biological substances produced by a variety of cells, such as monocytes or macrophages. IL-1 has been

demonstrated to mediate a variety of biological activities thought to be important in immunoregulation and other physiological conditions such as inflammation [See, e.g., Dinarello et al., *Rev. Infect. Disease*, **6**, 51 (1984)]. The myriad of known biological activities of IL-1 include the activation of T helper cells, induction of fever, stimulation of prostaglandin or collagenase production, neutrophil chemotaxis, induction of acute phase proteins and the suppression of plasma iron levels.

There are many disease states in which excessive or unregulated IL-1 production is implicated in exacerbating and/or causing the disease. These include rheumatoid arthritis, osteoarthritis, endotoxemia and/or toxic shock syndrome, other acute or chronic inflammatory disease states such as the inflammatory reaction induced by endotoxin or inflammatory bowel disease; tuberculosis, atherosclerosis, muscle degeneration, cachexia, psoriatic arthritis, Reiter's syndrome, rheumatoid arthritis, gout, traumatic arthritis, rubella arthritis, and acute synovitis. Recent evidence also links IL-1 activity to diabetes and pancreatic  $\beta$  cells [review of the biological activities which have been attributed to IL-1 Dinarello, *J. Clinical Immunology*, **5** (5), 287-297 (1985)].

Excessive or unregulated TNF production has been implicated in mediating or exacerbating a number of diseases including rheumatoid arthritis, rheumatoid spondylitis, osteoarthritis, gouty arthritis and other arthritic conditions; sepsis, septic shock, endotoxic shock, gram negative sepsis, toxic shock syndrome, adult respiratory distress syndrome, cerebral malaria, chronic pulmonary inflammatory disease, silicosis, pulmonary sarcoisosis, bone resorption diseases, reperfusion injury, graft vs. host reaction, allograft rejections, fever and myalgias due to infection, such as influenza, cachexia secondary to infection or malignancy, cachexia, secondary to acquired immune deficiency syndrome (AIDS), AIDS, ARC (AIDS related complex), keloid formation, scar tissue formation, Crohn's disease, ulcerative colitis, or pyresis.

Interleukin-8 (IL-8) is a chemotactic factor produced by several cell types including mononuclear cells, fibroblasts, endothelial cells, and keratinocytes. Its production from endothelial cells is induced by IL-1, TNF, or lipopolysachharide (LPS). IL-8 stimulates a number of functions in vitro. It has been shown to have chemoattractant properties for neutrophils, T-lymphocytes, and basophils. In addition it induces histamine release from basophils from both normal and atopic individuals as well as lysozomal enzyme release and respiratory burst from neutrophils. IL-8 has also been shown to increase the surface expression of Mac-1 (CD11b/CD18) on neutrophils without de novo protein synthesis, this may contribute to increased adhesion of the neutrophils to vascular endothelial cells. Many diseases are characterized by massive neutrophil infiltration. Conditions associated with an increased in IL-8 production

(which is responsible for chemotaxis of neutrophil into the inflammatory site) would benefit by compounds which are suppressive of IL-8 production.

IL-1 and TNF affect a wide variety of cells and tissues and these cytokines as well as other leukocyte derived cytokines are important and critical inflammatory mediators of a wide variety of disease states and conditions. The inhibition of these cytokines is of benefit in controlling, reducing and alleviating many of these disease states.

Inhibition of signal transduction via CSBP/p38, which in addition to IL-1, TNF and IL-8 described above is also required for the synthesis and/or action of several additional pro-inflammatory proteins (i.e., IL-6, GM-CSF, COX-2, collagenase and stromelysin), is expected to be a highly effective mechanism for regulating the excessive and destructive activation of the immune system. This expectation is supported by the potent and diverse anti-inflammatory activities described for CSBP/p38 kinase inhibitors [Badger, *et al.*, J. Pharm. Exp. Thera. 279 (3): 1453-1461.(1996); Griswold, *et al.*, Pharmacol. Comm. 7, 323-229 (1996)].

There remains a need for treatment, in this field, for compounds which are cytokine suppressive anti-inflammatory drugs, i.e. compounds which are capable of inhibiting the CSBP/p38/RK kinase.

## 20 SUMMARY OF THE INVENTION

This invention relates to the novel compounds of Formula (I), and pharmaceutical compositions comprising a compound of Formula (I), and a pharmaceutically acceptable diluent or carrier.

This invention relates to a method of treating a CSBP/RK/p38 kinase mediated disease, in a mammal in need thereof, which comprises administering to said mammal an effective amount of a compound of Formula (I).

This invention also relates to a method of inhibiting cytokines and the treatment of a cytokine mediated disease, in a mammal in need thereof, which comprises administering to said mammal an effective amount of a compound of Formula (I).

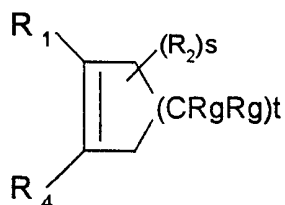
This invention more specifically relates to a method of inhibiting the production of IL-1 in a mammal in need thereof which comprises administering to said mammal an effective amount of a compound of Formula (I).

This invention more specifically relates to a method of inhibiting the production of IL-8 in a mammal in need thereof which comprises administering to said mammal an effective amount of a compound of Formula (I).

This invention more specifically relates to a method of inhibiting the production of TNF in a mammal in need thereof which comprises administering to said mammal an effective amount of a compound of Formula (I).

Accordingly, the present invention provides for a compound of the formula :

5



(I)

wherein

- R<sub>1</sub> is 4-pyridyl, 4-pyrimidinyl, 4-pyridazinyl, 1,2,4-triazin-5-yl, 4-quinolyl, 6-isoquinolyl, quinazolin-4-yl, 1-imidazolyl or 1-benzimidazolyl ring, which ring is optionally substituted independently one to three times with Y, NHR<sub>a</sub>, optionally substituted C<sub>1-4</sub> alkyl, halogen, hydroxyl, optionally substituted C<sub>1-4</sub> alkoxy, optionally substituted C<sub>1-4</sub> alkylthio, optionally substituted C<sub>1-4</sub> alkylsulfinyl, CH<sub>2</sub>OR<sub>12</sub>, amino, mono and di- C<sub>1-6</sub> alkyl substituted amino, N(R<sub>10</sub>)C(O)R<sub>b</sub>, N(R<sub>10</sub>)S(O)<sub>2</sub>R<sub>d</sub>, or an N-heterocyclyl ring which ring has from 5 to 7 members and optionally contains an additional heteroatom selected from oxygen, sulfur or NR<sub>15</sub>;
- Y is X<sub>1</sub>-R<sub>a</sub>;
- X<sub>1</sub> is sulfur or oxygen;
- R<sub>a</sub> is C<sub>1-6</sub> alkyl, aryl, arylC<sub>1-6</sub> alkyl, heterocyclic, heterocyclylC<sub>1-6</sub> alkyl, heteroaryl, or heteroarylC<sub>1-6</sub> alkyl moiety, wherein each of these moieties may be optionally substituted;
- R<sub>b</sub> is hydrogen, C<sub>1-6</sub> alkyl, C<sub>3-7</sub> cycloalkyl, aryl, arylC<sub>1-4</sub> alkyl, heteroaryl, heteroarylC<sub>1-4</sub> alkyl, heterocyclyl, or heterocyclylC<sub>1-4</sub> alkyl;
- R<sub>d</sub> is C<sub>1-6</sub> alkyl, C<sub>3-7</sub> cycloalkyl, aryl, arylC<sub>1-4</sub> alkyl, heteroaryl, heteroarylC<sub>1-4</sub> alkyl, heterocyclyl, or heterocyclylC<sub>1-4</sub> alkyl;
- R<sub>g</sub> is independently hydrogen or R<sub>2</sub>;
- n is 0, or an integer having a value of 1 to 10;
- v is 0, or an integer having a value of 1 or 2;
- m is 0, or the integer having a value of 1 or 2;
- m' is an integer having a value of 1 or 2,
- m'' is 0, or an integer having a value of 1 to 5;
- s is an integer having a value of 1 to 5;



- t is 0, or an integer having a value of 1, 2 or 3;
- R<sub>2</sub> is independently hydrogen, (CR<sub>10</sub>R<sub>23</sub>)<sub>n</sub>OR<sub>9</sub>, (CR<sub>10</sub>R<sub>23</sub>)<sub>n</sub>OR<sub>11</sub>, C<sub>1-10</sub> alkyl, halo-substituted C<sub>1-10</sub> alkyl, C<sub>2-10</sub> alkenyl, C<sub>2-10</sub> alkynyl, C<sub>3-7</sub> cycloalkyl, C<sub>3-7</sub>cycloalkylC<sub>1-10</sub> alkyl, C<sub>5-7</sub> cycloalkenyl, C<sub>5-7</sub> cycloalkenyl C<sub>1-10</sub> alkyl, aryl, arylC<sub>1-10</sub> alkyl, heteroaryl, heteroarylC<sub>1-10</sub> alkyl, heterocyclyl, heterocyclylC<sub>1-10</sub> alkyl, (CR<sub>10</sub>R<sub>23</sub>)<sub>n</sub>S(O)<sub>m</sub>R<sub>18</sub>, (CR<sub>10</sub>R<sub>23</sub>)<sub>n</sub>NHS(O)<sub>2</sub>R<sub>18</sub>, (CR<sub>10</sub>R<sub>23</sub>)<sub>n</sub>NR<sub>13</sub>R<sub>14</sub>, (CR<sub>10</sub>R<sub>23</sub>)<sub>n</sub>NO<sub>2</sub>, (CR<sub>10</sub>R<sub>23</sub>)<sub>n</sub>CN, (CR<sub>10</sub>R<sub>23</sub>)<sub>n</sub>S(O)<sub>m</sub>NR<sub>13</sub>R<sub>14</sub>, (CR<sub>10</sub>R<sub>23</sub>)<sub>n</sub>C(Z)R<sub>11</sub>, (CR<sub>10</sub>R<sub>23</sub>)<sub>n</sub>OC(Z)R<sub>11</sub>(CR<sub>10</sub>R<sub>23</sub>)<sub>n</sub>C(Z)OR<sub>11</sub>, (CR<sub>10</sub>R<sub>23</sub>)<sub>n</sub>C(Z)NR<sub>13</sub>R<sub>14</sub>, (CR<sub>10</sub>R<sub>23</sub>)<sub>n</sub>C(Z)NR<sub>11</sub>OR<sub>9</sub>, (CR<sub>10</sub>R<sub>23</sub>)<sub>n</sub>NR<sub>10</sub>C(Z)R<sub>11</sub>, (CR<sub>10</sub>R<sub>23</sub>)<sub>n</sub>NR<sub>10</sub>C(Z)NR<sub>13</sub>R<sub>14</sub>, (CR<sub>10</sub>R<sub>23</sub>)<sub>n</sub>N(OR<sub>6</sub>)C(Z)NR<sub>13</sub>R<sub>14</sub>, (CR<sub>10</sub>R<sub>23</sub>)<sub>n</sub>N(OR<sub>6</sub>)C(Z)R<sub>11</sub>, (CR<sub>10</sub>R<sub>23</sub>)<sub>n</sub>C(=NOR<sub>6</sub>)R<sub>11</sub>, (CR<sub>10</sub>R<sub>23</sub>)<sub>n</sub>NR<sub>10</sub>C(=NR<sub>19</sub>)NR<sub>13</sub>R<sub>14</sub>, (CR<sub>10</sub>R<sub>23</sub>)<sub>n</sub>OC(Z)NR<sub>13</sub>R<sub>14</sub>, (CR<sub>10</sub>R<sub>23</sub>)<sub>n</sub>NR<sub>10</sub>C(Z)NR<sub>13</sub>R<sub>14</sub>, (CR<sub>10</sub>R<sub>23</sub>)<sub>n</sub>NR<sub>10</sub>C(Z)OR<sub>10</sub>, 5-(R<sub>18</sub>)-1,2,4-oxadiazol-3-yl or 4-(R<sub>12</sub>)-5-(R<sub>18</sub>R<sub>19</sub>)-4,5-dihydro-1,2,4-oxadiazol-3-yl; wherein the cycloalkyl, cycloalkyl alkyl, aryl, arylalkyl, heteroaryl, heteroaryl alkyl, heterocyclic and heterocyclic alkyl may be optionally substituted;
- R<sub>3</sub> is heterocyclyl, heterocyclylC<sub>1-10</sub> alkyl or R<sub>8</sub>;
- R<sub>4</sub> is phenyl, naphth-1-yl or naphth-2-yl, or heteroaryl, which is optionally substituted by one to three substituents, each of which is independently selected, and which, for a 4-phenyl, 4-naphth-1-yl, 5-naphth-2-yl or 6-naphth-2-yl substituent, is halogen, cyano, nitro, C(Z)NR<sub>7</sub>R<sub>17</sub>, C(Z)OR<sub>16</sub>, (CR<sub>10</sub>R<sub>20</sub>)<sub>v</sub>COR<sub>12</sub>, SR<sub>5</sub>, S(O)R<sub>5</sub>, OR<sub>12</sub>, halo-substituted-C<sub>1-4</sub> alkyl, C<sub>1-4</sub>alkyl, ZC(Z)R<sub>12</sub>, NR<sub>10</sub>C(Z)R<sub>16</sub>, or (CR<sub>10</sub>R<sub>20</sub>)<sub>v</sub>NR<sub>10</sub>R<sub>20</sub> and which, for other positions of substitution, is halogen, cyano, nitro, phenyl, C(Z)NR<sub>13</sub>R<sub>14</sub>, C(Z)OR<sub>3</sub>, (CR<sub>10</sub>R<sub>20</sub>)<sub>m</sub>COR<sub>3</sub>, S(O)<sub>m</sub>R<sub>3</sub>, OR<sub>3</sub>, halosubstituted-C<sub>1-4</sub> alkyl, C<sub>1-10</sub> alkyl, ZC(Z)R<sub>3</sub>, optionally substituted phenyl, (CR<sub>10</sub>R<sub>20</sub>)<sub>m</sub>NR<sub>10</sub>C(Z)R<sub>3</sub>, NR<sub>10</sub>S(O)<sub>m</sub>R<sub>8</sub>, NR<sub>10</sub>S(O)<sub>m</sub>NR<sub>7</sub>R<sub>17</sub>, or (CR<sub>10</sub>R<sub>20</sub>)<sub>m</sub>NR<sub>13</sub>R<sub>14</sub>;
- R<sub>5</sub> is hydrogen, C<sub>1-4</sub> alkyl, C<sub>2-4</sub> alkenyl, C<sub>2-4</sub> alkynyl or NR<sub>7</sub>R<sub>17</sub>, excluding the moieties SR<sub>5</sub> being SNR<sub>7</sub>R<sub>17</sub> and SOR<sub>5</sub> being SOH;
- R<sub>6</sub> is hydrogen, a pharmaceutically acceptable cation, C<sub>1-10</sub> alkyl, C<sub>3-7</sub> cycloalkyl, aryl, arylC<sub>1-4</sub> alkyl, heteroaryl, heteroarylC<sub>1-4</sub> alkyl, heterocyclic, aroyl, or C<sub>1-10</sub> alkanoyl;
- R<sub>7</sub> and R<sub>17</sub> is each independently selected from hydrogen or C<sub>1-4</sub> alkyl or R<sub>7</sub> and R<sub>17</sub> together with the nitrogen to which they are attached form a heterocyclic

ring of 5 to 7 members which ring optionally contains an additional heteroatom selected from oxygen, sulfur or NR<sub>15</sub>;

5 R<sub>8</sub> is C<sub>1-10</sub> alkyl, halo-substituted C<sub>1-10</sub> alkyl, C<sub>2-10</sub> alkenyl, C<sub>2-10</sub> alkynyl, C<sub>3-7</sub> cycloalkyl, C<sub>5-7</sub> cycloalkenyl, aryl, arylC<sub>1-10</sub> alkyl, heteroaryl, heteroarylC<sub>1-10</sub> alkyl, (CR<sub>10</sub>R<sub>20</sub>)<sub>n</sub>OR<sub>11</sub>, (CR<sub>10</sub>R<sub>20</sub>)<sub>n</sub>S(O)<sub>m</sub>R<sub>18</sub>, (CR<sub>10</sub>R<sub>20</sub>)<sub>n</sub>NHS(O)<sub>2</sub>R<sub>18</sub>, or (CR<sub>10</sub>R<sub>20</sub>)<sub>n</sub>NR<sub>13</sub>R<sub>14</sub>; wherein the aryl, arylalkyl, heteroaryl, heteroaryl alkyl may be optionally substituted;

R<sub>9</sub> is hydrogen, C(Z)R<sub>11</sub> or optionally substituted C<sub>1-10</sub> alkyl, S(O)<sub>2</sub>R<sub>18</sub>, optionally substituted aryl or optionally substituted arylC<sub>1-4</sub> alkyl;

10 R<sub>10</sub> and R<sub>20</sub> is each independently selected from hydrogen or C<sub>1-4</sub> alkyl;

R<sub>11</sub> is hydrogen, C<sub>1-10</sub> alkyl, C<sub>3-7</sub> cycloalkyl, heterocyclyl, heterocyclyl C<sub>1-10</sub> alkyl, aryl, arylC<sub>1-10</sub> alkyl, heteroaryl or a heteroarylC<sub>1-10</sub> alkyl moiety, wherein the aryl, arylalkyl, heteroaryl, heteroaryl alkyl, heterocyclyl or heterocyclylalkyl moieties may be optionally substituted;

15 R<sub>12</sub> is hydrogen or R<sub>16</sub>;

R<sub>13</sub> and R<sub>14</sub> is each independently selected from hydrogen or optionally substituted C<sub>1-4</sub> alkyl, optionally substituted aryl or optionally substituted aryl-C<sub>1-4</sub>alkyl, or together with the nitrogen which they are attached form a heterocyclic ring of 5 to 7 members which ring optionally contains an additional heteroatom selected from oxygen, sulfur or NR<sub>9</sub>;

R<sub>15</sub> is hydrogen, C<sub>1-4</sub> alkyl or C(Z)-C<sub>1-4</sub> alkyl;

R<sub>16</sub> is C<sub>1-4</sub> alkyl, halo-substituted-C<sub>1-4</sub> alkyl, or C<sub>3-7</sub> cycloalkyl;

25 R<sub>18</sub> is C<sub>1-10</sub> alkyl, C<sub>3-7</sub> cycloalkyl, heterocyclyl, aryl, arylC<sub>1-10</sub> alkyl, heterocyclyl, heterocyclyl-C<sub>1-10</sub> alkyl, heteroaryl or a heteroarylalkyl moiety, wherein the aryl, arylalkyl, heteroaryl, heteroaryl alkyl, heterocyclyl or heterocyclylalkyl moieties may be optionally substituted;

R<sub>19</sub> is hydrogen, cyano, C<sub>1-4</sub> alkyl, C<sub>3-7</sub> cycloalkyl or aryl;

30 R<sub>23</sub> is hydrogen, C<sub>1-6</sub> alkyl, C<sub>3-7</sub> cycloalkyl, aryl, arylC<sub>1-4</sub> alkyl, heteroaryl, heteroarylC<sub>1-4</sub> alkyl, heterocyclyl, or heterocyclylC<sub>1-4</sub> alkyl moiety, all of which moieties may be optionally substituted;

Z is oxygen or sulfur;

or a pharmaceutically acceptable salt thereof.

#### DETAILED DESCRIPTION OF THE INVENTION

35 The novel compounds of Formula (I) may also be used in association with the veterinary treatment of mammals, other than humans, in need of inhibition of cytokine

inhibition or production. In particular, cytokine mediated diseases for treatment, therapeutically or prophylactically, in animals include disease states such as those noted herein in the Methods of Treatment section, but in particular viral infections. Examples of such viruses include, but are not limited to, lentivirus infections such as, 5 equine infectious anaemia virus, caprine arthritis virus, visna virus, or maedi virus or retrovirus infections, such as but not limited to feline immunodeficiency virus (FIV), bovine immunodeficiency virus, or canine immunodeficiency virus or other retroviral infections.

In Formula (I), suitable R<sub>1</sub> moieties includes 4-pyridyl, 4-pyrimidinyl, 4-pyridazinyl, 10 1,2,4-triazin-5-yl, 4-quinolyl, 6-isoquinolinyl, 4-quinazoliny, 1-imidazolyl and 1-benzimidazolyl, of which the 4-pyridyl, 4-pyrimidinyl and 4-quinolyl are preferred. More preferred is a substituted 4-pyrimidinyl or substituted 4-pyridyl moiety, and most preferred is a substituted 4-pyrimidinyl ring. A preferred ring placement of the R<sub>1</sub> substituent on the 4-pyridyl derivative is the 2-position, such as 2-methoxy-4-15 pyridyl. A preferred ring placement on the 4-pyrimidinyl ring is also at the 2-position, such as in 2-methoxy-pyrimidinyl.

The R<sub>1</sub> moiety may be optionally substituted one or more times, independently, by suitable substituents. Such substituents include Y, NHR<sub>a</sub>, optionally substituted C<sub>1-4</sub> alkyl, halogen, hydroxyl, optionally substituted C<sub>1-4</sub> 20 alkoxy, optionally substituted C<sub>1-4</sub> alkylthio, optionally substituted C<sub>1-4</sub> alkylsulfinyl, CH<sub>2</sub>OR<sub>12</sub>, amino, mono and di- C<sub>1-6</sub> alkyl substituted amino, N(R<sub>10</sub>)C(O)R<sub>b</sub>; N(R<sub>10</sub>)S(O)<sub>2</sub>R<sub>d</sub>; or an N-heterocyclyl ring which ring has from 5 to 7 members and optionally contains an additional heteroatom selected from oxygen, sulfur or NR<sub>15</sub>.

25 Suitably Y is X<sub>1</sub>-R<sub>a</sub>; and X<sub>1</sub> is oxygen or sulfur, preferably oxygen.

Suitably, R<sub>a</sub> is C<sub>1-6</sub>alkyl, aryl, arylC<sub>1-6</sub>alkyl, heterocyclic, heterocyclylC<sub>1-6</sub> alkyl, heteroaryl, or heteroarylC<sub>1-6</sub>alkyl, wherein each of these moieties may be optionally substituted as defined herein.

When the substituent is contains the R<sub>a</sub> moiety, and R<sub>a</sub> is aryl, it is preferably 30 phenyl or naphthyl. When R<sub>a</sub> is an aryl alkyl, it is preferably benzyl or naphthylmethyl. When R<sub>a</sub> is heterocyclic or heterocyclic alkyl moiety, the heterocyclic portion is preferably pyrrolindinyl, piperidine, morpholino, tetrahydropyran, tetrahydrothiopyran, tetrahydrothiopyran-sulfinyl, tetrahydrothio-pyransulfonyl, pyrrolindinyl, indole, or piperonyl. It is noted that the heterocyclic rings herein may 35 contain unsaturation, such as in an indole ring. When R<sub>a</sub> is a heteroaryl or heteroarylalkyl moiety it is as defined herein.

These  $R_a$  aryl, heterocyclic and heteroaryl rings may also be optionally substituted one or more times independently with halogen;  $C_{1-4}$  alkyl, such as methyl, ethyl, propyl, isopropyl, or t-butyl; halosubstituted alkyl, such as  $CF_3$ ; hydroxy; hydroxy substituted  $C_{1-4}$  alkyl;  $C_{1-4}$  alkoxy, such as methoxy or ethoxy;  $S(O)_m$ alkyl and  $S(O)_m$  aryl (wherein  $m$  is 0, 1, or 2);  $C(O)OR_{11}$ , such as  $C(O)C_{1-4}$  alkyl or  $C(O)OH$  moieties;  $C(O)R_{11}$ ;  $OC(O)R_c$ ;  $O-(CH_2)_s-O-$ , such as in a ketal or dioxoalkylene bridge, and  $s$  is 1 to 3; amino; mono- and di- $C_{1-6}$  alkylsubstituted amino;  $N(R_{10})C(O)R_b$ ;  $N(R_{10})S(O)_2R_d$ ;  $C(O)NR_{10}R_{20}$ ;  $S(O)_2(CR_{10}R_{20})_tNR_{13}R_{14}$  (wherein  $t$  is 0, or an integer of 1 to 3); cyano, nitro, or an N-heterocyclyl ring which ring has from 5 to 7 members and optionally contains an additional heteroatom selected from oxygen, sulfur or  $NR_{15}$ ; aryl, such as phenyl; an optionally substituted arylalkyl, such as benzyl or phenethyl; aryloxy, such as phenoxy; or arylalkyloxy such as benzyloxy.

Suitably,  $R_b$  is hydrogen,  $C_{1-6}$  alkyl,  $C_{3-7}$  cycloalkyl, aryl, aryl $C_{1-4}$  alkyl, heteroaryl, heteroaryl $C_{1-4}$ alkyl, heterocyclyl, or heterocyclyl $C_{1-4}$  alkyl, wherein all of which may be optionally substituted.

Suitably,  $R_c$  is hydrogen, optionally substituted  $C_{1-6}$  alkyl,  $C_{3-7}$  cycloalkyl, aryl, aryl $C_{1-4}$  alkyl, heteroaryl, heteroaryl $C_{1-4}$ alkyl, heterocyclyl, or heterocyclyl $C_{1-4}$  alkyl moiety, wherein all of which may be optionally substituted.

Suitably,  $R_d$  is  $C_{1-6}$  alkyl,  $C_{3-7}$  cycloalkyl, aryl, aryl $C_{1-4}$  alkyl, heteroaryl, heteroaryl $C_{1-4}$ alkyl, heterocyclyl, or heterocyclyl $C_{1-4}$  alkyl, wherein all of which may be optionally substituted.

When the  $R_a$  moiety is an alkyl group it may be optionally substituted as defined herein. Also the alkyl portion of the  $R_1$  substituents, the mono- and di- $C_{1-6}$  alkyl amino moieties, may also be halo substituted.

Preferably, the  $R_a$  group is an alkyl, such as methyl, an optionally substituted aryl, such as phenyl, or an optionally substituted arylalkyl, such as benzyl.

When the  $R_1$  optional substituent group is  $N(R_{10})C(O)R_b$ ,  $R_b$  is preferably a  $C_{1-6}$  alkyl; and  $R_{10}$  is preferably hydrogen. It is also recognized that all the  $R_b$  moieties, in particular the  $C_{1-6}$  alkyl group may be optionally substituted, preferably from one to three times as defined herein. Preferably  $R_b$  is  $C_{1-6}$  alkyl substituted with halogen, such as fluorine, as in trifluoromethyl or trifluoroethyl.

35

Suitably, R<sub>4</sub> is phenyl, naphth-1-yl or naphth-2-yl, or a heteroaryl ring.  
Preferably R<sub>4</sub> is a phenyl or naphthyl ring.

Suitable substitutions for R<sub>4</sub> when this is a 4-phenyl, 4-naphth-1-yl, 5-naphth-  
5 2-yl or 6-naphth-2-yl moiety are one or three, preferably one to two, substituents  
each of which are independently selected from halogen, SR<sub>5</sub>, SOR<sub>5</sub>, OR<sub>12</sub>, CF<sub>3</sub>, or  
(CR<sub>10</sub>R<sub>20</sub>)<sub>v</sub>NR<sub>10</sub>R<sub>20</sub>, and for other positions of substitution on these rings  
preferred substitution is halogen, S(O)<sub>m</sub>R<sub>3</sub>, OR<sub>3</sub>, CF<sub>3</sub>, (CR<sub>10</sub>R<sub>20</sub>)<sub>m</sub>NR<sub>13</sub>R<sub>14</sub>,  
NR<sub>10</sub>C(Z)R<sub>3</sub> and NR<sub>10</sub>S(O)<sub>m</sub>R<sub>8</sub>. Preferred substituents for the 4-position in  
10 phenyl and naphth-1-yl and on the 5-position in naphth-2-yl include halogen,  
especially fluoro and chloro, and SR<sub>5</sub> and SOR<sub>5</sub> wherein R<sub>5</sub> is preferably a C<sub>1-2</sub>  
alkyl, more preferably methyl; of which the fluoro and chloro is more preferred, and  
most especially preferred is fluoro. For all other substituents, in particular for the 3-  
position in phenyl and naphth-1-yl rings, the substituents are independently selected  
15 from halogen, especially fluoro and chloro; OR<sub>3</sub>, especially C<sub>1-4</sub> alkoxy; CF<sub>3</sub>,  
NR<sub>10</sub>R<sub>20</sub>, such as amino; NR<sub>10</sub>C(Z)R<sub>3</sub>, especially NHCO(C<sub>1-10</sub> alkyl);  
NR<sub>10</sub>S(O)<sub>m</sub>R<sub>8</sub>, especially NHSO<sub>2</sub>(C<sub>1-10</sub> alkyl); and SR<sub>3</sub> and SOR<sub>3</sub> wherein R<sub>3</sub> is  
preferably a C<sub>1-2</sub> alkyl, more preferably methyl.

When the phenyl ring is disubstituted, preferably it is two independent  
20 halogen moieties, such as fluoro and chloro, preferably di-chloro and more preferably  
in the 3, 4-position. It is also preferred that for the 3-position of both the OR<sub>3</sub> and  
ZC(Z)R<sub>3</sub> moieties, that the R<sub>3</sub> may also include hydrogen.

Preferably, the R<sub>4</sub> moiety is an unsubstituted or substituted phenyl moiety.  
More preferably, R<sub>4</sub> is phenyl or phenyl substituted at the 4-position with fluoro  
25 and/or substituted at the 3-position with fluoro, chloro, C<sub>1-4</sub> alkoxy,  
methanesulfonamido or acetamido, or R<sub>4</sub> is a phenyl di-substituted at the 3,4-  
position independently with chloro or fluoro, more preferably chloro. Most  
preferably, R<sub>4</sub> is 4-fluorophenyl.

30 In Formula (I), Z is suitably oxygen or sulfur.

Suitably, R<sub>2</sub> is hydrogen, (CR<sub>10</sub>R<sub>23</sub>)<sub>n</sub> OR<sub>9</sub>, (CR<sub>10</sub>R<sub>23</sub>)<sub>n</sub>OR<sub>11</sub>, C<sub>1-10</sub>alkyl,  
halo-substituted C<sub>1-10</sub> alkyl, C<sub>2-10</sub> alkenyl, C<sub>2-10</sub> alkynyl, C<sub>3-7</sub> cycloalkyl,  
C<sub>3-7</sub>cycloalkylC<sub>1-10</sub> alkyl, C<sub>5-7</sub> cycloalkenyl, C<sub>5-7</sub> cycloalkenyl C<sub>1-10</sub>alkyl, aryl,  
35 arylC<sub>1-10</sub> alkyl, heteroaryl, heteroarylC<sub>1-10</sub>alkyl, heterocyclyl, heterocyclylC<sub>1-10</sub>  
alkyl, (CR<sub>10</sub>R<sub>23</sub>)<sub>n</sub>S(O)<sub>m</sub>R<sub>18</sub>, (CR<sub>10</sub>R<sub>23</sub>)<sub>n</sub>NHS(O)<sub>2</sub>R<sub>18</sub>, (CR<sub>10</sub>R<sub>23</sub>)<sub>n</sub>NR<sub>13</sub>R<sub>14</sub>,

(CR<sub>10</sub>R<sub>23</sub>)<sub>n</sub>NO<sub>2</sub>, (CR<sub>10</sub>R<sub>23</sub>)<sub>n</sub>CN, (CR<sub>10</sub>R<sub>23</sub>)<sub>n</sub>S(O)<sub>m</sub>NR<sub>13</sub>R<sub>14</sub>,  
 (CR<sub>10</sub>R<sub>23</sub>)<sub>n</sub>C(Z)R<sub>11</sub>, (CR<sub>10</sub>R<sub>23</sub>)<sub>n</sub>OC(Z)R<sub>11</sub>, (CR<sub>10</sub>R<sub>23</sub>)<sub>n</sub>C(Z)OR<sub>11</sub>,  
 (CR<sub>10</sub>R<sub>23</sub>)<sub>n</sub>C(Z)NR<sub>13</sub>R<sub>14</sub>, (CR<sub>10</sub>R<sub>23</sub>)<sub>n</sub>C(Z)NR<sub>11</sub>OR<sub>9</sub>,  
 (CR<sub>10</sub>R<sub>23</sub>)<sub>n</sub>NR<sub>10</sub>C(Z)R<sub>11</sub>, (CR<sub>10</sub>R<sub>23</sub>)<sub>n</sub>NR<sub>10</sub>C(Z)NR<sub>13</sub>R<sub>14</sub>,  
 5 (CR<sub>10</sub>R<sub>23</sub>)<sub>n</sub>N(OR<sub>6</sub>)C(Z)NR<sub>13</sub>R<sub>14</sub>, (CR<sub>10</sub>R<sub>23</sub>)<sub>n</sub>N(OR<sub>6</sub>)C(Z)R<sub>11</sub>,  
 (CR<sub>10</sub>R<sub>23</sub>)<sub>n</sub>C(=NOR<sub>6</sub>)R<sub>11</sub>, (CR<sub>10</sub>R<sub>23</sub>)<sub>n</sub>NR<sub>10</sub>C(=NR<sub>19</sub>)NR<sub>13</sub>R<sub>14</sub>,  
 (CR<sub>10</sub>R<sub>23</sub>)<sub>n</sub>OC(Z)NR<sub>13</sub>R<sub>14</sub>, (CR<sub>10</sub>R<sub>23</sub>)<sub>n</sub>NR<sub>10</sub>C(Z)NR<sub>13</sub>R<sub>14</sub>,  
 (CR<sub>10</sub>R<sub>23</sub>)<sub>n</sub>NR<sub>10</sub>C(Z)OR<sub>10</sub>, 5-(R<sub>18</sub>)-1,2,4-oxadiazol-3-yl or 4-(R<sub>12</sub>)-5-(R<sub>18</sub>R<sub>19</sub>)-  
 4,5-dihydro-1,2,4-oxadiazol-3-yl; wherein the cycloalkyl, cycloalkylalkyl, aryl,  
 10 arylalkyl, heteroaryl, heteroaryl alkyl, heterocyclic and heterocyclic alkyl groups may  
 be optionally substituted.

Suitably, R<sub>23</sub> is hydrogen, C<sub>1-6</sub> alkyl, C<sub>3-7</sub> cycloalkyl, aryl, arylC<sub>1-4</sub> alkyl,  
 heteroaryl, heteroarylC<sub>1-4</sub>alkyl, heterocyclyl, or heterocyclylC<sub>1-4</sub> alkyl moiety, all of  
 15 which may be optionally substituted as defined below.

Preferably, R<sub>2</sub> is hydrogen, an optionally substituted heterocyclyl ring, and  
 optionally substituted heterocyclylC<sub>1-10</sub> alkyl, an optionally substituted C<sub>1-10</sub> alkyl,  
 an optionally substituted C<sub>3-7</sub>cycloalkyl, an optionally substituted C<sub>3-7</sub>cycloalkyl  
 20 C<sub>1-10</sub> alkyl, (CR<sub>10</sub>R<sub>23</sub>)<sub>n</sub>C(Z)OR<sub>11</sub> group, (CR<sub>10</sub>R<sub>23</sub>)<sub>n</sub>NR<sub>13</sub>R<sub>14</sub>,  
 (CR<sub>10</sub>R<sub>23</sub>)<sub>n</sub>NHS(O)<sub>2</sub>R<sub>18</sub>, (CR<sub>10</sub>R<sub>23</sub>)<sub>n</sub>S(O)<sub>m</sub>R<sub>18</sub>, an optionally substituted aryl;  
 an optionally substituted arylC<sub>1-10</sub> alkyl, (CR<sub>10</sub>R<sub>23</sub>)<sub>n</sub>OR<sub>11</sub>, (CR<sub>10</sub>R<sub>23</sub>)<sub>n</sub>C(Z)R<sub>11</sub>,  
 or (CR<sub>10</sub>R<sub>23</sub>)<sub>n</sub>C(=NOR<sub>6</sub>)R<sub>11</sub> group.

Preferably, R<sub>2</sub> is selected from hydrogen, C<sub>1-10</sub> alkyl, optionally substituted  
 heterocyclyl, optionally substituted heterocyclylC<sub>1-10</sub> alkyl,  
 (CR<sub>10</sub>R<sub>23</sub>)<sub>n</sub>NS(O)<sub>2</sub>R<sub>18</sub>, (CR<sub>10</sub>R<sub>23</sub>)<sub>n</sub>S(O)<sub>m</sub>R<sub>18</sub>, arylC<sub>1-10</sub> alkyl,  
 (CR<sub>10</sub>R<sub>23</sub>)<sub>n</sub>NR<sub>13</sub>R<sub>14</sub>, optionally substituted C<sub>3-7</sub>cycloalkyl, or optionally  
 25 substituted C<sub>3-7</sub>cycloalkyl C<sub>1-10</sub> alkyl.

When R<sub>2</sub> is an optionally substituted heterocyclyl, the ring is preferably a  
 morpholino, pyrrolidinyl, or a piperidinyl group. When the ring is optionally  
 substituted, the substituents may be directly attached to the free nitrogen, such as in  
 the piperidinyl group or pyrrole ring, or on the ring itself. Preferably the ring is a  
 30 piperidine or pyrrole, more preferably piperidine. The heterocyclyl ring may be  
 optionally substituted one to four times independently by halogen; C<sub>1-4</sub> alkyl; aryl,

such as phenyl; aryl alkyl, such as benzyl - wherein the aryl or aryl alkyl moieties themselves may be optionally substituted (as in the definition section below); C(O)OR<sub>11</sub>, such as the C(O)C<sub>1-4</sub> alkyl or C(O)OH moieties; C(O)H; C(O)C<sub>1-4</sub> alkyl, hydroxy substituted C<sub>1-4</sub> alkyl, C<sub>1-4</sub> alkoxy, S(O)<sub>m</sub>C<sub>1-4</sub> alkyl (wherein m is 0, 1, or 2), NR<sub>10</sub>R<sub>20</sub> (wherein R<sub>10</sub> and R<sub>20</sub> are independently hydrogen or C<sub>1-4</sub>alkyl).

Preferably if the ring is a piperidine, the substituents are directly attached on the available nitrogen, i.e. a 1-Formyl-4-piperidine, 1-benzyl-4-piperidine, 1-methyl-4-piperidine, 1-ethoxycarbonyl-4-piperidine. If the ring is substituted by an alkyl group and the ring is attached in the 4-position, it is preferably substituted in the 2- or 6- position or both, such as 2,2,6,6-tetramethyl-4-piperidine.

When R<sub>2</sub> is an optionally substituted heterocyclyl C<sub>1-10</sub> alkyl group, the ring is preferably a morpholino, pyrrolidinyl, or a piperidinyl group. Preferably this alkyl moiety is from 1 to 4, more preferably 3 or 4, and most preferably 3, such as in a propyl group. Preferred heterocyclic alkyl groups include but are not limited to, morpholino ethyl, morpholino propyl, pyrrolidinyl propyl, and piperidinyl propyl moieties.

When R<sub>2</sub> is an optionally substituted C<sub>3-7</sub>cycloalkyl, or an optionally substituted C<sub>3-7</sub>cycloalkyl C<sub>1-10</sub> alkyl, the cycloalkyl group is preferably a C<sub>4</sub> or C<sub>6</sub> ring, most preferably a C<sub>6</sub> ring, which ring is optionally substituted. The cycloalkyl ring may be optionally substituted one to three times independently by halogen, such as fluorine, chlorine, bromine or iodine; hydroxy; OC(O)R<sub>b</sub>, C<sub>1-10</sub> alkoxy, such as methoxy or ethoxy; S(O)<sub>m</sub> alkyl, wherein m is 0, 1, or 2, such as methylthio, methylsulfinyl or methylsulfonyl; S(O)<sub>m</sub>aryl; cyano, nitro, amino, mono & di-substituted amino, such as in the NR<sub>7</sub>R<sub>17</sub> group, wherein R<sub>7</sub> and R<sub>17</sub> are as defined in Formula (I), or where the R<sub>7</sub>R<sub>17</sub> may cyclize together with the nitrogen to which they are attached to form a 5 to 7 membered ring which optionally includes an additional heteroatom selected from oxygen, sulfur or NR<sub>15</sub>; N(R<sub>10</sub>)C(O)X<sub>1</sub> and X<sub>1</sub> is C<sub>1-4</sub> alkyl, aryl or arylC<sub>1-4</sub>alkyl; C<sub>1-10</sub> alkyl, such as methyl, ethyl, propyl, isopropyl, or t-butyl; optionally substituted alkyl wherein the substituents are halogen, (such as CF<sub>3</sub>), hydroxy, nitro, cyano, amino, mono & di-substituted amino, such as in the NR<sub>7</sub>R<sub>17</sub> group, S(O)<sub>m</sub> alkyl and S(O)<sub>m</sub> aryl, wherein m is 0, 1 or 2; optionally substituted alkylene, such as ethylene or propylene; optionally substituted

alkyne, such as ethyne; C(O)OR<sub>11</sub>, such as the free acid or methyl ester derivative; the group R<sub>e</sub>; C(O)H; =O; =N-OR<sub>11</sub>; N(H)-OH (or substituted alkyl or aryl derivatives thereof on the nitrogen or the oxime moiety); N(OR<sub>f</sub>)-C(O)-R<sub>21</sub>; an optionally substituted aryl, such as phenyl; an optionally substituted arylC<sub>1-4</sub>alkyl, such as benzyl or phenethyl; an optionally substituted heterocycle or heterocyclic C<sub>1-4</sub>alkyl, and further these aryl, arylalkyl, heterocyclic, and heterocyclic alkyl moieties are optionally substituted one to two times by halogen, hydroxy, C<sub>1-10</sub> alkoxy, S(O)<sub>m</sub> alkyl, cyano, nitro, amino, mono & di-substituted amino, such as in the NR<sub>7</sub>R<sub>17</sub> group, an alkyl, or an halosubstituted alkyl.

10 Suitably R<sub>e</sub> is a 1,3-dioxyalkylene group of the formula -O-(CH<sub>2</sub>)<sub>s</sub>-O-, wherein s is 1 to 3, preferably s is 2 yielding a 1,3-dioxyethylene moiety, or ketal functionality.

Suitably R<sub>f</sub> is hydrogen, a pharmaceutically acceptable cation, aroyl or a C<sub>1-10</sub> alkanoyl group.

15 Suitably R<sub>21</sub> is NR<sub>22</sub>R<sub>24</sub>; alkyl 1-6; halosubstituted alkyl 1-6; hydroxy substituted alkyl 1-6; alkenyl 2-6; aryl or heteroaryl optionally substituted by halogen, alkyl 1-6, halosubstituted alkyl 1-6, hydroxyl, or alkoxy 1-6.

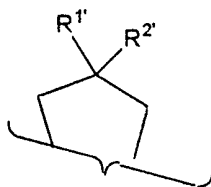
Suitably R<sub>22</sub> is H or alkyl 1-6.

Suitably R<sub>24</sub> is H, alkyl 1-6, aryl, benzyl, heteroaryl, alkyl substituted by  
20 halogen or hydroxyl, or phenyl substituted by a member selected from the group consisting of halo, cyano, alkyl 1-12, alkoxy 1-6, halosubstituted alkyl 1-6, alkylthio, alkylsulphonyl, or alkylsulfinyl; or R<sub>22</sub> and R<sub>24</sub> may together with the nitrogen to which they are attached form a ring having 5 to 7 members, which members may be optionally replaced by a heteroatom selected from oxygen, sulfur or nitrogen. The  
25 ring may be saturated or contain more than one unsaturated bond. Preferably R<sub>21</sub> is NR<sub>22</sub>R<sub>24</sub> and R<sub>22</sub> and R<sub>24</sub> are preferably hydrogen.

When the R<sub>2</sub> cycloalkyl moiety is substituted by NR<sub>7</sub>R<sub>17</sub> group, or NR<sub>7</sub>R<sub>17</sub> C<sub>1-10</sub> alkyl group, and the R<sub>7</sub> and R<sub>17</sub> are as defined in Formula (I), the substituent  
30 is preferably an amino, amino alkyl, or an optionally substituted pyrrolidinyl moiety.

A preferred position of ring substitution on the C<sub>6</sub> cycloalkyl moiety is the 4-position. When the cycloalkyl ring is di-substituted it is preferably di-substituted at the 4 position, such as in:





wherein R<sup>1'</sup> and R<sup>2'</sup> are independently the optional substituents indicated above for R<sub>2</sub>. Preferably, R<sup>1'</sup> and R<sup>2'</sup> are hydrogen, hydroxy, alkyl, substituted alkyl, optionally substituted alkyne, aryl, arylalkyl, NR<sub>7</sub>R<sub>17</sub>, and N(R<sub>10</sub>)C(O)R<sub>11</sub>.

5 Suitably, alkyl is C<sub>1-4</sub> alkyl, such as methyl, ethyl, or isopropyl; NR<sub>7</sub>R<sub>17</sub> and NR<sub>7</sub>R<sub>17</sub> alkyl, such as amino, methylamino, aminomethyl, aminoethyl; substituted alkyl such as in cyanomethyl, cyanoethyl, nitroethyl, pyrrolidinyl; aryl such as in phenyl; arylalkyl, such as in benzyl; optionally substituted alkyne, such as ethyne or propynyl; or together R<sup>1'</sup> and R<sup>2'</sup> are a keto functionality.

10

For compounds of Formula (I), s is 0, or an integer having a value of 1 to 5.

For compounds of Formula (I), t is 0 or an integer having a value of 1 to 3.

15 This results in a 4 to 7 membered cycloalkenyl ring which is optionally substituted by the R<sub>2</sub> moiety.

For compounds of Formula (I), R<sub>g</sub> is independently hydrogen or R<sub>2</sub>.

20 In all instances herein where there is an alkenyl or alkynyl moiety as a substituent group, the unsaturated linkage, i.e., the vinylene or acetylene linkage is preferably not directly attached to the nitrogen, oxygen or sulfur moieties, for instance in OR<sub>3</sub>, or for certain R<sub>2</sub> moieties.

25 Suitable pharmaceutically acceptable salts are well known to those skilled in the art and include basic salts of inorganic and organic acids, such as hydrochloric acid, hydrobromic acid, sulphuric acid, phosphoric acid, methane sulphonic acid, ethane sulphonic acid, acetic acid, malic acid, tartaric acid, citric acid, lactic acid, succinic acid, fumaric acid, maleic acid, benzoic acid, salicylic acid, phenylacetic acid and mandelic acid. In addition, pharmaceutically acceptable salts of compounds of  
30 Formula (I) may also be formed with a pharmaceutically acceptable cation, for instance, if a substituent group comprises a carboxy moiety. Suitable

pharmaceutically acceptable cations are well known to those skilled in the art and include alkaline, alkaline earth, ammonium and quaternary ammonium cations.

As used herein, "optionally substituted", unless specifically defined, shall mean such groups as halogen, such as fluorine, chlorine, bromine or iodine; hydroxy; hydroxy substituted C<sub>1-10</sub>alkyl; C<sub>1-10</sub> alkoxy, such as methoxy or ethoxy; S(O)<sub>m</sub> alkyl, wherein m is 0, 1 or 2, such as methylthio, methylsulfinyl or methylsulfonyl; halosubstituted C<sub>1-10</sub> alkoxy; amino, mono & di-substituted amino, such as in the NR<sub>7</sub>R<sub>17</sub> group; or where the R<sub>7</sub>R<sub>17</sub> may together with the nitrogen to which they are attached cyclize to form a 5 to 7 membered ring which optionally includes an additional heteroatom selected from O/N/S; C<sub>1-10</sub> alkyl, cycloalkyl, or cycloalkyl alkyl group, such as methyl, ethyl, propyl, isopropyl, t-butyl, etc. or cyclopropyl methyl; halosubstituted C<sub>1-10</sub> alkyl, such CF<sub>3</sub>; an optionally substituted aryl, such as phenyl, or an optionally substituted arylalkyl, such as benzyl or phenethyl, wherein these aryl moieties may also be substituted one to three times by halogen; hydroxy; hydroxy substituted alkyl; C<sub>1-10</sub> alkoxy; S(O)<sub>m</sub> alkyl; amino, mono & di-substituted amino, such as in the NR<sub>7</sub>R<sub>17</sub> group; alkyl, or CF<sub>3</sub>.

The following terms, as used herein, refer to:

- "halo" or "halogens", include the halogens: chloro, fluoro, bromo and iodo.
- "C<sub>1-10</sub>alkyl" or "alkyl" - both straight and branched chain radicals of 1 to 10 carbon atoms, unless the chain length is otherwise limited, including, but not limited to, methyl, ethyl, *n*-propyl, *iso*-propyl, *n*-butyl, *sec*-butyl, *iso*-butyl, *tert*-butyl, *n*-pentyl and the like.
- The term "cycloalkyl" is used herein to mean cyclic radicals, preferably of 3 to 8 carbons, including but not limited to cyclopropyl, cyclopentyl, cyclohexyl, and the like.
- The term "cycloalkenyl" is used herein to mean cyclic radicals, preferably of 5 to 8 carbons, which have at least one bond including but not limited to cyclopentenyl, cyclohexenyl, and the like.
- The term "alkenyl" is used herein at all occurrences to mean straight or branched chain radical of 2-10 carbon atoms, unless the chain length is limited thereto, including, but not limited to ethenyl, 1-propenyl, 2-propenyl, 2-methyl-1-propenyl, 1-butenyl, 2-butenyl and the like.
- "aryl" - phenyl and naphthyl.
- "heteroaryl" (on its own or in any combination, such as "heteroaryloxy", or "heteroaryl alkyl") - a 5-10 membered aromatic ring system in which one or more

rings contain one or more heteroatoms selected from the group consisting of N, O or S, such as, but not limited, to pyrrole, pyrazole, furan, thiophene, indole, quinoline, isoquinoline, quinazoliny, pyridine, pyrimidine, oxazole, thiazole, thiadiazole, triazole, imidazole, or benzimidazole.

5           • "heterocyclic" (on its own or in any combination, such as "heterocyclalkyl") - a saturated or partially unsaturated 4-10 membered ring system in which one or more rings contain one or more heteroatoms selected from the group consisting of N, O, or S; such as, but not limited to, pyrrolidine, piperidine, piperazine, morpholine, tetrahydropyran, or imidazolidine.

10           • The term "aralkyl" or "heteroarylalkyl" or "heterocyclicalkyl" is used herein to mean C<sub>1-4</sub> alkyl as defined above attached to an aryl, heteroaryl or heterocyclic moiety as also defined herein unless otherwise indicate.

          • "sulfinyl" - the oxide S (O) of the corresponding sulfide, the term "thio" refers to the sulfide, and the term "sulfonyl" refers to the fully oxidized S(O)<sub>2</sub> moiety.

15           • "aroyl" - a C(O)Ar, wherein Ar is as phenyl, naphthyl, or aryl alkyl derivative such as defined above, such group include but are not limited to benzyl and phenethyl.

          • "alkanoyl" - a C(O)C<sub>1-10</sub> alkyl wherein the alkyl is as defined above.

20           It is recognized that the compounds of the present invention may exist as stereoisomers, regioisomers, or diastereomers. These compounds may contain one or more asymmetric carbon atoms and may exist in racemic and optically active forms. All of these compounds are included within the scope of the present invention.

25

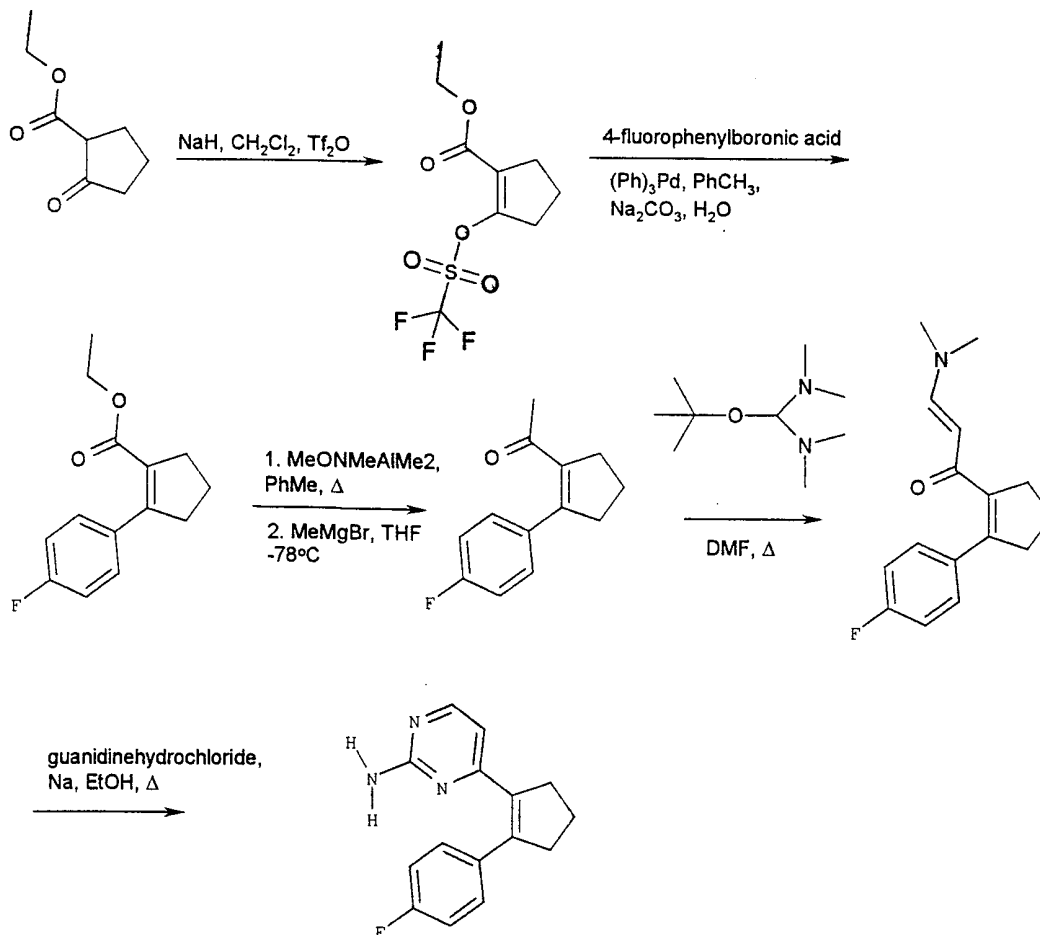
### **Synthetic Methods**

The compounds of Formula (I) may be obtained by applying synthetic procedures, some of which are illustrated in Scheme I below. The synthesis provided for in these Schemes is applicable for producing compounds of Formula (I) having a  
30           variety of different R<sub>1</sub>, R<sub>2</sub>, and R<sub>4</sub> groups which are reacted, employing optional substituents which are suitably protected, to achieve compatibility with the reactions outlined herein. Subsequent deprotection, in those cases, then affords compounds of the nature generally disclosed. Once the nucleus has been established, further compounds of Formula (I) may be prepared by applying standard techniques for  
35           functional group interconversion all well known in this art.

Compounds of Formula (I) are cycloalkylene derivatives which may be readily prepared using procedures well known to those of skill in the art and may be prepared by analogous methods to those indicated herein below.

5

Scheme 1



Suitable protecting groups for use in the present invention, are well known in the art and described in many references, for instance, *Protecting Groups in Organic Synthesis*, Greene T W, Wiley-Interscience, New York, 1981.

10

Pharmaceutically acid addition salts of compounds of formula (I) may be obtained in known manner, for example by treatment thereof with an appropriate amount of acid in the presence of a suitable solvent.

15

The invention will now be described by reference to the following examples which are merely illustrative and are not to be construed as a limitation of the scope of the present invention.

**Synthetic Examples****EXAMPLE 1**

1-[4-(2-Aminopyrimidinyl)]-2-(4-fluorophenyl)cyclopenten-1-ene

5 (a) 1-Carboethoxy-2-(trifluoromethylsulfonyloxy)cyclopentene

To a solution of 2-ethoxycarbonyl-1-cyclopentanone ( 5.0mL, 33.3mMol) in dichloromethane (40mL) was added sodium hydride (1.8g.; 60%, 43.3mMol.) and the mixture was stirred for 10min. The mixture was cooled to -30 °C and trifluoromethanesulfonic anhydride (6.0mL, 40mMol.) was added. the mixture was  
10 warmed to 0 °C over an hour and was diluted with water and ether. The organic phase was separated and washed with brine. Evaporation of the solvent yielded the triflate as a colorless oil ( 9.2g. 96%)

(b) Ethyl 2-(4-fluorophenyl)cyclopentene-1-carboxylate

15 To a solution of the triflate from previous example (5.0g, 20mMol.) (40mL) was added tetrakis(triphenyl)palladium(0), 4-fluorophenylboronic acid (2,9g., 20mMol.) and sodium carbonate (2.3g., 22.2mMol in 50mL of water). The mixture was refluxed for about 1 hour and cooled. The reaction mixture was diluted with ether and washed with brine. evaporation of the solvent and flash chromatography afforded  
20 the title compound as a colorless oil (4.3g. 92%).

N,O-Dimethyl 2-(4-fluorophenyl)cyclopentene-1-hydroxamate

To a solution of the ester (4.0g, 17.1mMol.) from the previous example in toluene (80mL) was added a solution of methyl chloroaluminum N,O-dimethyl-hydroxamide  
25 (20mMol.)in toluene (70mL) and the mixture was stirred at 80 °C for 12h. Quenched with 3N HCl. and extracted with EtOAc (3\*50mL.). Evaporation of the solvent and flash chromatography afforded 1.1 g. of amide (25%)

1-Acetyl 2-(4-fluorophenyl)cyclopent-1-ene

30 To a solution of the amide (1.0g., 4.0 mMol.) from previous step in anhydrous THF (20mL) at -78 °C was added a 3M methyl magnesium bromide (12mL, 37mMol.) and the mixture was gradually warmed to room temperature over 2h. The mixture was quenched with Sat. NH<sub>4</sub>Cl and extracted with EtOAc. Evaporation of the solvent afforded the methylketone as a yellow oil 0.9g (95%). <sup>1</sup>HNMR (CDCl<sub>3</sub>) δ 7.25 (q,  
35 2H), 7.05 (t, 2H), 2.73 (m, 4H), 2.0 (s, 3H), 1.92 (m, 5H).

1-[(3-Dimethylamino)propenoyl] 2-(4-fluorophenyl)cyclopent-1-ene

To a solution of the methyl ketone from the previous step (0.9g., 4.0 mMol) in DMF (27mL.) was added *tert*-butoxy-*bis*(dimethylamino)-methane (Bredrick's reagent, 3mL, 14.7mMol.) and the mixture was stirred at 110 °C for 4h. The mixture was cooled to room temperature and diluted with water and . The organic extract was separated and washed with brine. evaporation of the solvent and flash chromatography yielded the title compound as dark oil ( 1.038g., 98%). <sup>1</sup>HNMR (CDCl<sub>3</sub>) δ 7.90 (s,1H), 7.30 (q, 2H), 6.93 (t, 2H), 4.86 (d, 1H), 2.93 (s, 3H), 2.84 (s, 3H), 2.80 (m, 4H), 1.95 (m, 2H).

1-[4-(2-Aminopyrimidinyl)]-2-(4-fluorophenyl)cyclopenten-1-ene

To a solution of sodium metal (0.92g., 4mMol.) in EtOH (3.0mL) was added guanidinehydrochloride (0.31g.) and the mixture was stirred for 10 min. Enamine from the previous example (1.03mMol., 4.0mMol.) in EtOH (30mL) was added to the above solution and the mixture was refluxed overnight. The mixture was cooled and concentrated. The residue was taken u in EtOAc and the salts were filtered off. Evaporation of the solvent and crystallization from EtOH/H<sub>2</sub>O afforded the requires cyclopentene as yellow plates. mp 134-135 °C <sup>1</sup>HNMR (CDCl<sub>3</sub>) δ (0..25g., 25%) 8.02(d, 1H), 7.17 (q, 2H), 6.96 (t, 2H), 6.27 (d, 1h), 5.05 (broads, 2H), 2.94 (m, 4H), 2.06 (m, 2H). MS (ESP+, *m/z*) 256.1.

METHODS OF TREATMENT

The compounds of Formula (I) or a pharmaceutically acceptable salt thereof can be used in the manufacture of a medicament for the prophylactic or therapeutic treatment of any disease state in a human, or other mammal, which is exacerbated or caused by excessive or unregulated cytokine production by such mammal's cell, such as but not limited to monocytes and/or macrophages.

As used herein, unless specifically indicated, compounds of Formula (I) also include compounds of Formula (II).

Compounds of Formula (I) are capable of inhibiting proinflammatory cytokines, such as IL-1, IL-6, IL-8 and TNF and are therefore of use in therapy. IL-1, IL-6, IL-8 and TNF affect a wide variety of cells and tissues and these cytokines, as well as other leukocyte-derived cytokines, are important and critical inflammatory mediators of a wide variety of disease states and conditions. The inhibition of these pro-inflammatory cytokines is of benefit in controlling, reducing and alleviating many of these disease states.

Accordingly, the present invention provides a method of treating a cytokine-mediated disease which comprises administering an effective cytokine-interfering amount of a compound of Formula (I) or a pharmaceutically acceptable salt thereof.

5 In particular, compounds of Formula (I) or a pharmaceutically acceptable salt thereof are of use in the prophylaxis or therapy of any disease state in a human, or other mammal, which is exacerbated by or caused by excessive or unregulated IL-1, IL-8 or TNF production by such mammal's cell, such as, but not limited to, monocytes and/or macrophages.

10 Accordingly, in another aspect, this invention relates to a method of inhibiting the production of IL-1 in a mammal in need thereof which comprises administering to said mammal an effective amount of a compound of Formula (I) or a pharmaceutically acceptable salt thereof.

There are many disease states in which excessive or unregulated IL-1  
15 production is implicated in exacerbating and/or causing the disease. These include rheumatoid arthritis, osteoarthritis, stroke, endotoxemia and/or toxic shock syndrome, other acute or chronic inflammatory disease states such as the inflammatory reaction induced by endotoxin or inflammatory bowel disease, tuberculosis, atherosclerosis, muscle degeneration, multiple sclerosis, cachexia, bone  
20 resorption, psoriatic arthritis, Reiter's syndrome, rheumatoid arthritis, gout, traumatic arthritis, rubella arthritis and acute synovitis. Recent evidence also links IL-1 activity to diabetes, pancreatic  $\beta$  cells and Alzheimer's disease.

In a further aspect, this invention relates to a method of inhibiting the production of TNF in a mammal in need thereof which comprises administering to  
25 said mammal an effective amount of a compound of Formula (I) or a pharmaceutically acceptable salt thereof.

Excessive or unregulated TNF production has been implicated in mediating or exacerbating a number of diseases including rheumatoid arthritis, rheumatoid spondylitis, osteoarthritis, gouty arthritis and other arthritic conditions, sepsis, septic  
30 shock, endotoxic shock, gram negative sepsis, toxic shock syndrome, adult respiratory distress syndrome, stroke, cerebral malaria, chronic pulmonary inflammatory disease, silicosis, pulmonary sarcoidosis, bone resorption diseases, such as osteoporosis, reperfusion injury, graft vs. host reaction, allograft rejections, fever and myalgias due to infection, such as influenza, cachexia secondary to infection or  
35 malignancy, cachexia secondary to acquired immune deficiency syndrome (AIDS),

AIDS, ARC (AIDS related complex), keloid formation, scar tissue formation, inflammatory bowel disease, Crohn's disease, ulcerative colitis and pyresis.

Compounds of Formula (I) are also useful in the treatment of viral infections, where such viruses are sensitive to upregulation by TNF or will elicit TNF production  
5 *in vivo*. The viruses contemplated for treatment herein are those that produce TNF as a result of infection, or those which are sensitive to inhibition, such as by decreased replication, directly or indirectly, by the TNF inhibiting-compounds of Formula (1). Such viruses include, but are not limited to HIV-1, HIV-2 and HIV-3, Cytomegalovirus (CMV), Influenza, adenovirus and the Herpes group of viruses,  
10 such as but not limited to, Herpes Zoster and Herpes Simplex. Accordingly, in a further aspect, this invention relates to a method of treating a mammal afflicted with a human immunodeficiency virus (HIV) which comprises administering to such mammal an effective TNF inhibiting amount of a compound of Formula (I) or a pharmaceutically acceptable salt thereof.

15 Compounds of Formula (I) may also be used in association with the veterinary treatment of mammals, other than in humans, in need of inhibition of TNF production. TNF mediated diseases for treatment, therapeutically or prophylactically, in animals include disease states such as those noted above, but in particular viral infections. Examples of such viruses include, but are not limited to, lentivirus  
20 infections such as, equine infectious anaemia virus, caprine arthritis virus, visna virus, or maedi virus or retrovirus infections, such as but not limited to feline immunodeficiency virus (FIV), bovine immunodeficiency virus, or canine immunodeficiency virus or other retroviral infections.

The compounds of Formula (I) may also be used topically in the treatment or  
25 prophylaxis of topical disease states mediated by or exacerbated by excessive cytokine production, such as by IL-1 or TNF respectively, such as inflamed joints, eczema, contact dermatitis, psoriasis and other inflammatory skin conditions such as sunburn; inflammatory eye conditions including conjunctivitis; pyresis, pain and other conditions associated with inflammation.

30 Compounds of Formula (I) have also been shown to inhibit the production of IL-8 (Interleukin-8, NAP). Accordingly, in a further aspect, this invention relates to a method of inhibiting the production of IL-8 in a mammal in need thereof which comprises administering to said mammal an effective amount of a compound of Formula (I) or a pharmaceutically acceptable salt thereof.

35 There are many disease states in which excessive or unregulated IL-8 production is implicated in exacerbating and/or causing the disease. These diseases



are characterized by massive neutrophil infiltration such as, psoriasis, inflammatory bowel disease, asthma, cardiac and renal reperfusion injury, adult respiratory distress syndrome, thrombosis and glomerulonephritis. All of these diseases are associated with increased IL-8 production which is responsible for the chemotaxis of neutrophils into the inflammatory site. In contrast to other inflammatory cytokines (IL-1, TNF, and IL-6), IL-8 has the unique property of promoting neutrophil chemotaxis and activation. Therefore, the inhibition of IL-8 production would lead to a direct reduction in the neutrophil infiltration.

The compounds of Formula (I) are administered in an amount sufficient to inhibit cytokine, in particular IL-1, IL-6, IL-8 or TNF, production such that it is regulated down to normal levels, or in some case to subnormal levels, so as to ameliorate or prevent the disease state. Abnormal levels of IL-1, IL-6, IL-8 or TNF, for instance in the context of the present invention, constitute: (i) levels of free (not cell bound) IL-1, IL-6, IL-8 or TNF greater than or equal to 1 picogram per ml; (ii) any cell associated IL-1, IL-6, IL-8 or TNF; or (iii) the presence of IL-1, IL-6, IL-8 or TNF mRNA above basal levels in cells or tissues in which IL-1, IL-6, IL-8 or TNF, respectively, is produced.

The discovery that the compounds of Formula (I) are inhibitors of cytokines, specifically IL-1, IL-6, IL-8 and TNF is based upon the effects of the compounds of Formulas (I) on the production of the IL-1, IL-8 and TNF in *in vitro* assays which are described herein.

As used herein, the term "inhibiting the production of IL-1 (IL-6, IL-8 or TNF)" refers to:

- a) a decrease of excessive *in vivo* levels of the cytokine (IL-1, IL-6, IL-8 or TNF) in a human to normal or sub-normal levels by inhibition of the *in vivo* release of the cytokine by all cells, including but not limited to monocytes or macrophages;
- b) a down regulation, at the genomic level, of excessive *in vivo* levels of the cytokine (IL-1, IL-6, IL-8 or TNF) in a human to normal or sub-normal levels;
- c) a down regulation, by inhibition of the direct synthesis of the cytokine (IL-1, IL-6, IL-8 or TNF) as a postranslational event; or
- d) a down regulation, at the translational level, of excessive *in vivo* levels of the cytokine (IL-1, IL-6, IL-8 or TNF) in a human to normal or sub-normal levels.

As used herein, the term "TNF mediated disease or disease state" refers to any and all disease states in which TNF plays a role, either by production of TNF itself, or by TNF causing another monokine to be released, such as but not limited to IL-1, IL-6 or IL-8. A disease state in which, for instance, IL-1 is a major component,

and whose production or action, is exacerbated or secreted in response to TNF, would therefore be considered a disease stated mediated by TNF.

As used herein, the term "cytokine" refers to any secreted polypeptide that affects the functions of cells and is a molecule which modulates interactions between  
5 cells in the immune, inflammatory or hematopoietic response. A cytokine includes, but is not limited to, monokines and lymphokines, regardless of which cells produce them. For instance, a monokine is generally referred to as being produced and secreted by a mononuclear cell, such as a macrophage and/or monocyte. Many other cells however also produce monokines, such as natural killer cells, fibroblasts,  
10 basophils, neutrophils, endothelial cells, brain astrocytes, bone marrow stromal cells, epidermal keratinocytes and B-lymphocytes. Lymphokines are generally referred to as being produced by lymphocyte cells. Examples of cytokines include, but are not limited to, Interleukin-1 (IL-1), Interleukin-6 (IL-6), Interleukin-8 (IL-8), Tumor Necrosis Factor-alpha (TNF- $\alpha$ ) and Tumor Necrosis Factor beta (TNF- $\beta$ ).

As used herein, the term "cytokine interfering" or "cytokine suppressive amount" refers to an effective amount of a compound of Formula (I) which will cause a decrease in the *in vivo* levels of the cytokine to normal or sub-normal levels, when given to a patient for the prophylaxis or treatment of a disease state which is exacerbated by, or caused by, excessive or unregulated cytokine production.

As used herein, the cytokine referred to in the phrase "inhibition of a  
20 cytokine, for use in the treatment of a HIV-infected human" is a cytokine which is implicated in (a) the initiation and/or maintenance of T cell activation and/or activated T cell-mediated HIV gene expression and/or replication and/or (b) any cytokine-mediated disease associated problem such as cachexia or muscle  
25 degeneration.

As TNF- $\beta$  (also known as lymphotoxin) has close structural homology with TNF- $\alpha$  (also known as cachectin) and since each induces similar biologic responses and binds to the same cellular receptor, both TNF- $\alpha$  and TNF- $\beta$  are inhibited by the compounds of the present invention and thus are herein referred to collectively as  
30 "TNF" unless specifically delineated otherwise.

A new member of the MAP kinase family, alternatively termed CSBP, p38, or RK, has been identified independently by several laboratories recently [See Lee *et al.*, Nature, Vol. 300 n(72), 739-746 (1994)]. Activation of this novel protein kinase via dual phosphorylation has been observed in different cell systems upon stimulation by  
35 a wide spectrum of stimuli, such as physicochemical stress and treatment with lipopolysaccharide or proinflammatory cytokines such as interleukin-1 and tumor

necrosis factor. The cytokine biosynthesis inhibitors, of the present invention, compounds of Formula (I), have been determined to be potent and selective inhibitors of CSBP/p38/RK kinase activity. These inhibitors are of aid in determining the signaling pathways involvement in inflammatory responses. In particular, for the first  
5 time a definitive signal transduction pathway can be prescribed to the action of lipopolysaccharide in cytokine production in macrophages. In addition to those diseases already noted, treatment of stroke, neurotrauma, cardiac and renal reperfusion injury, thrombosis, glomerulonephritis, diabetes and pancreatic  $\beta$  cells, multiple sclerosis, muscle degeneration, eczema, psoriasis, sunburn, and  
10 conjunctivitis are also included.

The cytokine inhibitors were subsequently tested in a number of animal models for anti-inflammatory activity. Model systems were chosen that were relatively insensitive to cyclooxygenase inhibitors in order to reveal the unique activities of cytokine suppressive agents. The inhibitors exhibited significant activity  
15 in many such in vivo studies. Most notable are its effectiveness in the collagen-induced arthritis model and inhibition of TNF production in the endotoxic shock model. In the latter study, the reduction in plasma level of TNF correlated with survival and protection from endotoxic shock related mortality. Also of great importance are the compounds effectiveness in inhibiting bone resorption in a rat fetal  
20 long bone organ culture system. Griswold et al., (1988) *Arthritis Rheum.* **31**:1406-1412; Badger, et al., (1989) *Circ. Shock* **27**, 51-61; Votta et al., (1994) *in vitro. Bone* **15**, 533-538; Lee et al., (1993). *B Ann. N. Y. Acad. Sci.* **696**, 149-170.

Another aspect of the present invention is to the novel use of these  
25 CSBP/cytokine inhibitors for the treatment of chronic inflammatory or proliferative or angiogenic diseases which are caused by excessive, or inappropriate angiogenesis.

Chronic diseases which have an inappropriate angiogenic component are various ocular neovascularizations, such as diabetic retinopathy and macular degeneration. Other chronic diseases which have an excessive or increased  
30 proliferation of vasculature are tumor growth and metastasis, atherosclerosis, and certain arthritic conditions. Therefore cytokine inhibitors will be of utility in the blocking of the angiogenic component of these disease states.

The term "excessive or increased proliferation of vasculature inappropriate angiogenesis" as used herein includes, but is not limited to, diseases which are  
35 characterized by hemangiomas and ocular diseases.

The term "inappropriate angiogenesis" as used herein includes, but is not limited to, diseases which are characterized by vesicle proliferation with accompanying tissue proliferation, such as occurs in cancer, metastasis, arthritis and atherosclerosis.

5

In order to use a compound of Formula (I) or a pharmaceutically acceptable salt thereof in therapy, it will normally be Formulated into a pharmaceutical composition in accordance with standard pharmaceutical practice. This invention, therefore, also relates to a pharmaceutical composition comprising an effective, non-toxic amount of a compound of Formula (I) and a pharmaceutically acceptable carrier or diluent.

Compounds of Formula (I), pharmaceutically acceptable salts thereof and pharmaceutical compositions incorporating such may conveniently be administered by any of the routes conventionally used for drug administration, for instance, orally, topically, parenterally or by inhalation. The compounds of Formula (I) may be administered in conventional dosage forms prepared by combining a compound of Formula (I) with standard pharmaceutical carriers according to conventional procedures. The compounds of Formula (I) may also be administered in conventional dosages in combination with a known, second therapeutically active compound. These procedures may involve mixing, granulating and compressing or dissolving the ingredients as appropriate to the desired preparation. It will be appreciated that the form and character of the pharmaceutically acceptable character or diluent is dictated by the amount of active ingredient with which it is to be combined, the route of administration and other well-known variables. The carrier(s) must be "acceptable" in the sense of being compatible with the other ingredients of the formulation and not deleterious to the recipient thereof.

The pharmaceutical carrier employed may be, for example, either a solid or liquid. Exemplary of solid carriers are lactose, terra alba, sucrose, talc, gelatin, agar, pectin, acacia, magnesium stearate, stearic acid and the like. Exemplary of liquid carriers are syrup, peanut oil, olive oil, water and the like. Similarly, the carrier or diluent may include time delay material well known to the art, such as glyceryl monostearate or glyceryl distearate alone or with a wax.

A wide variety of pharmaceutical forms can be employed. Thus, if a solid carrier is used, the preparation can be tableted, placed in a hard gelatin capsule in powder or pellet form or in the form of a troche or lozenge. The amount of solid carrier will vary widely but preferably will be from about 25 mg. to about 1g. When

a liquid carrier is used, the preparation will be in the form of a syrup, emulsion, soft gelatin capsule, sterile injectable liquid such as an ampule or nonaqueous liquid suspension.

5 Compounds of Formula (I) may be administered topically, that is by non-systemic administration. This includes the application of a compound of Formula (I) externally to the epidermis or the buccal cavity and the instillation of such a compound into the ear, eye and nose, such that the compound does not significantly enter the blood stream. In contrast, systemic administration refers to oral, intravenous, intraperitoneal and intramuscular administration.

10 Formulations suitable for topical administration include liquid or semi-liquid preparations suitable for penetration through the skin to the site of inflammation such as liniments, lotions, creams, ointments or pastes, and drops suitable for administration to the eye, ear or nose. The active ingredient may comprise, for topical administration, from 0.001% to 10% w/w, for instance from 1% to 2% by weight of the formulation. It may however comprise as much as 10% w/w but preferably will comprise less than 5% w/w, more preferably from 0.1% to 1% w/w of the formulation.

20 Lotions according to the present invention include those suitable for application to the skin or eye. An eye lotion may comprise a sterile aqueous solution optionally containing a bactericide and may be prepared by methods similar to those for the preparation of drops. Lotions or liniments for application to the skin may also include an agent to hasten drying and to cool the skin, such as an alcohol or acetone, and/or a moisturizer such as glycerol or an oil such as castor oil or arachis oil.

25 Creams, ointments or pastes according to the present invention are semi-solid formulations of the active ingredient for external application. They may be made by mixing the active ingredient in finely-divided or powdered form, alone or in solution or suspension in an aqueous or non-aqueous fluid, with the aid of suitable machinery, with a greasy or non-greasy base. The base may comprise hydrocarbons such as hard, soft or liquid paraffin, glycerol, beeswax, a metallic soap; a mucilage; an oil of natural origin such as almond, corn, arachis, castor or olive oil; wool fat or its derivatives or a fatty acid such as steric or oleic acid together with an alcohol such as propylene glycol or a macrogel. The formulation may incorporate any suitable surface active agent such as an anionic, cationic or non-ionic surfactant such as a sorbitan ester or a polyoxyethylene derivative thereof. Suspending agents such as 30 natural gums, cellulose derivatives or inorganic materials such as siliceous silicas, and other ingredients such as lanolin, may also be included.

Drops according to the present invention may comprise sterile aqueous or oily solutions or suspensions and may be prepared by dissolving the active ingredient in a suitable aqueous solution of a bactericidal and/or fungicidal agent and/or any other suitable preservative, and preferably including a surface active agent. The resulting  
5 solution may then be clarified by filtration, transferred to a suitable container which is then sealed and sterilized by autoclaving or maintaining at 98-100° C. for half an hour. Alternatively, the solution may be sterilized by filtration and transferred to the container by an aseptic technique. Examples of bactericidal and fungicidal agents  
10 suitable for inclusion in the drops are phenylmercuric nitrate or acetate (0.002%), benzalkonium chloride (0.01%) and chlorhexidine acetate (0.01%). Suitable solvents for the preparation of an oily solution include glycerol, diluted alcohol and propylene glycol.

Compounds of formula (I) may be administered parenterally, that is by intravenous, intramuscular, subcutaneous intranasal, intrarectal, intravaginal or  
15 intraperitoneal administration. The subcutaneous and intramuscular forms of parenteral administration are generally preferred. Appropriate dosage forms for such administration may be prepared by conventional techniques. Compounds of Formula (I) may also be administered by inhalation, that is by intranasal and oral inhalation  
20 administration. Appropriate dosage forms for such administration, such as an aerosol formulation or a metered dose inhaler, may be prepared by conventional techniques.

For all methods of use disclosed herein for the compounds of Formula (I), the daily oral dosage regimen will preferably be from about 0.1 to about 80 mg/kg of total body weight, preferably from about 0.2 to 30 mg/kg, more preferably from about 0.5 mg to 15 mg. The daily parenteral dosage regimen about 0.1 to about 80  
25 mg/kg of total body weight, preferably from about 0.2 to about 30 mg/kg, and more preferably from about 0.5 mg to 15 mg/kg. The daily topical dosage regimen will preferably be from 0.1 mg to 150 mg, administered one to four, preferably two or three times daily. The daily inhalation dosage regimen will preferably be from about 0.01 mg/kg to about 1 mg/kg per day. It will also be recognized by one of skill in the  
30 art that the optimal quantity and spacing of individual dosages of a compound of Formula (I) or a pharmaceutically acceptable salt thereof will be determined by the nature and extent of the condition being treated, the form, route and site of administration, and the particular patient being treated, and that such optimums can be determined by conventional techniques. It will also be appreciated by one of skill  
35 in the art that the optimal course of treatment, i.e., the number of doses of a compound of Formula (I) or a pharmaceutically acceptable salt thereof given per day

for a defined number of days, can be ascertained by those skilled in the art using conventional course of treatment determination tests.

The invention will now be described by reference to the following biological examples which are merely illustrative and are not to be construed as a limitation of the scope of the present invention.

### BIOLOGICAL EXAMPLES

The cytokine-inhibiting effects of compounds of the present invention were determined by the following *in vitro* assays:

Assays for Interleukin - 1 (IL-1), Interleukin -8 (IL-8 ), and Tumour Necrosis Factor (TNF) are well known in the art, and may be found in a number of publications, and patents. Representative suitable assays for use herein are described in Adams et al., US 5,593,992, whose disclosure is incorporated by reference in its entirety.

#### **Interleukin - 1 (IL-1)**

Human peripheral blood monocytes are isolated and purified from either fresh blood preparations from volunteer donors, or from blood bank buffy coats, according to the procedure of Colotta *et al.*, *J Immunol*, **132**, 936 (1984). These monocytes ( $1 \times 10^6$ ) are plated in 24-well plates at a concentration of 1-2 million/ml per well. The cells are allowed to adhere for 2 hours, after which time non-adherent cells are removed by gentle washing. Test compounds are then added to the cells for 1h before the addition of lipopolysaccharide (50 ng/ml), and the cultures are incubated at 37°C for an additional 24h. At the end of this period, culture supernatants are removed and clarified of cells and all debris. Culture supernatants are then immediately assayed for IL-1 biological activity, either by the method of Simon *et al.*, *J. Immunol. Methods*, **84**, 85, (1985) (based on ability of IL-1 to stimulate a Interleukin 2 producing cell line (EL-4) to secrete IL-2, in concert with A23187 ionophore) or the method of Lee *et al.*, *J. ImmunoTherapy*, **6** (1), 1-12 (1990) (ELISA assay).

#### **In vivo TNF assay:**

(1) Griswold *et al.*, *Drugs Under Exp. and Clinical Res.*, **XIX** (6), 243-248 (1993); or

(2) Boehm, *et al.*, *Journal Of Medicinal Chemistry* **39**, 3929-3937 (1996) whose disclosures are incorporated by reference herein in their entirety.

#### **LPS-induced TNF $\alpha$ Production in Mice and Rats**

In order to evaluate in vivo inhibition of LPS-induced TNF $\alpha$  production in rodents, both mice and rats are injected with LPS.

#### Mouse Method

Male Balb/c mice from Charles River Laboratories are pretreated (30  
5 minutes) with compound or vehicle. After the 30 min. pretreat time, the mice are  
given LPS (lipopolysaccharide from Esherichia coli Serotype 055-85, Sigma  
Chemical Co., St Louis, MO) 25 ug/mouse in 25 ul phosphate buffered saline (pH  
7.0) intraperitoneally. Two hours later the mice are killed by CO<sub>2</sub> inhalation and  
10 blood samples are collected by exsanguination into heparinized blood collection tubes  
and stored on ice. The blood samples are centrifuged and the plasma collected and  
stored at -20°C until assayed for TNF $\alpha$  by ELISA.

#### Rat Method

Male Lewis rats from Charles River Laboratories are pretreated at various  
15 times with compound or vehicle. After a determined pretreat time, the rats are given  
LPS (lipopolysaccharide from Esherichia coli Serotype 055-85, Sigma Chemical Co.,  
St Louis, MO) 3.0 mg/kg intraperitoneally. The rats are killed by CO<sub>2</sub> inhalation and  
heparinized whole blood is collected from each rat by cardiac puncture 90 minutes  
after the LPS injection. The blood samples are centrifuged and the plasma collected  
20 for analysis by ELISA for TNF $\alpha$  levels.

#### ELISA Method

TNF $\alpha$  levels were measured using a sandwich ELISA, as described in Olivera et  
al., Circ. Shock, 37, 301-306, (1992), whose disclosure is incorporated by reference in  
25 its entirety herein, using a hamster monoclonal antimurine TNF $\alpha$  (Genzyme, Boston,  
MA) as the capture antibody and a polyclonal rabbit antimurine TNF $\alpha$  (Genzyme) as the  
second antibody. For detection, a peroxidase-conjugated goat antirabbit antibody  
(Pierce, Rockford, IL) was added, followed by a substrate for peroxidase (1 mg/ml  
orthophenylenediamine with 1% urea peroxide). TNF $\alpha$  levels in the plasma samples  
30 from each animal were calculated from a standard curve generated with recombinant  
murine TNF $\alpha$  (Genzyme).

#### **LPS-Stimulated Cytokine Production in Human Whole Blood**

Assay: Test compound concentrations were prepared at 10 X concentrations and  
35 LPS prepared at 1 ug/ml (final conc. of 50 ng/ml LPS) and added in 50 uL volumes  
to 1.5 mL eppendorf tubes. Heparinized human whole blood was obtained from



healthy volunteers and was dispensed into eppendorf tubes containing compounds and LPS in 0.4 mL volumes and the tubes incubated at 37 C. Following a 4 hour incubation, the tubes were centrifuged at 5000 rpm for 5 minutes in a TOMY microfuge, plasma was withdrawn and frozen at -80 C.

5

**Cytokine measurement:** IL-1 and/or TNF were quantified using a standardized ELISA technology. An in-house ELISA kit was used to detect human IL-1 and TNF.

Concentrations of IL-1 or TNF were determined from standard curves of the appropriate cytokine and IC50 values for test compound (concentration that inhibited 10 50% of LPS-stimulated cytokine production) were calculated by linear regression analysis.

**Prostaglandin endoperoxide synthase-2 (PGHS-2) assay:**

This assay describes a method for determining the inhibitory effects of compounds of Formula (I) on human PGHS-2 protein expression in LPS stimulated 15 human monocytes. A suitable assay for PGHS-2 protein expression may be found in a number of publications, including US Patent 5,593,992 whose disclosure is incorporated herein by reference.

**Cytokine Specific Binding Protein Assay**

20 A radiocompetitive binding assay was developed to provide a highly reproducible primary screen for structure-activity studies. This assay provides many advantages over the conventional bioassays which utilize freshly isolated human monocytes as a source of cytokines and ELISA assays to quantify them. Besides being a much more facile assay, the binding assay has been extensively validated to 25 highly correlate with the results of the bioassay. A specific and reproducible cytokine inhibitor binding assay was developed using soluble cytosolic fraction from THP.1 cells and a radiolabeled compound. Patent Application USSN 08/123175 Lee et al., filed September 1993, USSN; Lee et al., PCT 94/10529 filed 16 September 1994 and Lee et al., *Nature* 300, n(72), 739-746 (Dec. 1994) whose disclosures are 30 incorporated by reference herein in its entirety describes the above noted method for screening drugs to identify compounds which interact with and bind to the cytokine specific binding protein (hereinafter CSBP). However, for purposes herein the binding protein may be in isolated form in solution, or in immobilized form, or may be genetically engineered to be expressed on the surface of recombinant host cells such 35 as in phage display system or as fusion proteins. Alternatively, whole cells or cytosolic fractions comprising the CSBP may be employed in the screening protocol.

Regardless of the form of the binding protein, a plurality of compounds are contacted with the binding protein under conditions sufficient to form a compound/ binding protein complex and compound capable of forming, enhancing or interfering with said complexes are detected.

5

#### CSBP Kinase Assay:

This assay measures the CSBP-catalyzed transfer of  $^{32}\text{P}$  from [ $\alpha$ - $^{32}\text{P}$ ]ATP to threonine residue in an epidermal growth factor receptor (EGFR)-derived peptide (T669) with the following sequence: KRELVEPLTPSGEAPNQALLR (residues  
10 661-681). (See Gallagher et al., "Regulation of Stress Induced Cytokine Production by Pyridinyl Imidazoles: Inhibition of CSPB Kinase", BioOrganic & Medicinal Chemistry, to be published 1996).

Kinase reactions (total volume 30 ul) contain: 25 mM Hepes buffer, pH 7.5; 10 mM  $\text{MgCl}_2$ ; 170 uM ATP<sup>(1)</sup>; 10 uM Na ortho vanadate; 0.4 mM T669 peptide;  
15 and 20-80 ng of yeast-expressed purified CSBP2 (see Lee et al., *Nature* 300, n(72), 739-746 (Dec. 1994)). Compounds (5 ul from [6X] stock<sup>(2)</sup>) are pre-incubated with the enzyme and peptide for 20 min on ice prior to starting the reactions with  $^{32}\text{P}$ /MgATP. Reactions are incubated at 30 °C for 10 min and stopped by adding 10  
20 ul of 0.3 M phosphoric acid.  $^{32}\text{P}$ -labeled peptide is separated on phosphocellulose (Wattman, p81) filters by spotting 30 ul reaction mixture. Filters are washed 3 times with 75 mM phosphoric acid followed by 2 washes with  $\text{H}_2\text{O}$ , and counted for  $^{32}\text{P}$ .

(1) The  $K_m$  of CSBP for ATP was determined to be 170 uM. Therefore, compounds screened at the  $K_m$  value of ATP.

(2) Compounds are usually dissolved in DMSO and are diluted in 25 mM  
25 Hepes buffer to get final concentration of DMSO of 0.17%.

Representative compounds of Formula (I), Example 1 demonstrated a positive inhibitory activity in this assay having an  $\text{IC}_{50} < 50\text{uM}$ .

#### 30 TNF- $\alpha$ in Traumatic Brain Injury Assay

This assay provides for examination of the expression of tumor necrosis factor mRNA in specific brain regions which follow experimentally induced lateral fluid-percussion traumatic brain injury (TBI) in rats. Since TNF-  $\alpha$  is able to induce nerve growth factor (NGF) and stimulate the release of other cytokines from activated  
35 astrocytes, this post-traumatic alteration in gene expression of TNF-  $\alpha$  plays an important role in both the acute and regenerative response to CNS trauma. A suitable

assay may be found in WO 97/35856 whose disclosure is incorporated herein by reference.

#### **CNS Injury model for IL-1 $\beta$ mRNA**

5           This assay characterizes the regional expression of interleukin-1 $\beta$  (IL-1 $\beta$ ) mRNA in specific brain regions following experimental lateral fluid-percussion traumatic brain injury (TBI) in rats. Results from these assays indicate that following TBI, the temporal expression of IL-1 $\beta$  mRNA is regionally stimulated in specific brain regions. These regional changes in cytokines, such as IL-1 $\beta$  play a role in the post-  
10       traumatic pathologic or regenerative sequelae of brain injury. A suitable assay may be found in WO 97/35856 whose disclosure is incorporated herein by reference.

#### **Angiogenesis Assay:**

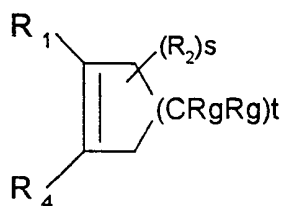
          Described in WO 97/32583, whose disclosure is incorporated herein by reference,  
15       is an assay for determination of inflammatory angiogenesis which may be used to show that cytokine inhibition will stop the tissue destruction of excessive or inappropriate proliferation of blood vessels.

          All publications, including but not limited to patents and patent applications,  
20       cited in this specification are herein incorporated by reference as if each individual publication were specifically and individually indicated to be incorporated by reference herein as though fully set forth.

          The above description fully discloses the invention including preferred  
embodiments thereof. Modifications and improvements of the embodiments  
25       specifically disclosed herein are within the scope of the following claims. Without further elaboration, it is believed that one skilled in the art can, using the preceding description, utilize the present invention to its fullest extent. Therefore the Examples herein are to be construed as merely illustrative and not a limitation of the scope of the present invention in any way. The embodiments of the invention in which an  
30       exclusive property or privilege is claimed are defined as follows.

What is Claimed Is:

1. A compound of the formula



(I)

wherein

R<sub>1</sub> is a 4-pyridyl, 4-pyrimidinyl, 4-pyridazinyl, 1,2,4-triazin-5-yl, 4-quinolyl,

6-isoquinolyl, or quinazolin-4-yl ring, which ring is optionally substituted independently one to three times with Y, NHR<sub>a</sub>, optionally substituted C<sub>1-4</sub>

alkyl, halogen, hydroxyl, optionally substituted C<sub>1-4</sub> alkoxy, optionally substituted C<sub>1-4</sub> alkylthio, optionally substituted C<sub>1-4</sub> alkylsulfinyl, CH<sub>2</sub>OR<sub>12</sub>, amino, mono and di- C<sub>1-6</sub> alkyl substituted amino, N(R<sub>10</sub>)C(O)R<sub>b</sub>,

N(R<sub>10</sub>)S(O)<sub>2</sub>R<sub>d</sub>, or an N-heterocyclyl ring which ring has from 5 to 7 members and optionally contains an additional heteroatom selected from oxygen, sulfur or NR<sub>15</sub>;

Y is X<sub>1</sub>-R<sub>a</sub>;

X<sub>1</sub> is sulfur or oxygen;

R<sub>a</sub> is C<sub>1-6</sub> alkyl, aryl, arylC<sub>1-6</sub> alkyl, heterocyclic, heterocyclylC<sub>1-6</sub> alkyl, heteroaryl, or heteroarylC<sub>1-6</sub> alkyl moiety, wherein each of these moieties may be optionally substituted;

R<sub>b</sub> is hydrogen, C<sub>1-6</sub> alkyl, C<sub>3-7</sub> cycloalkyl, aryl, arylC<sub>1-4</sub> alkyl, heteroaryl, heteroarylC<sub>1-4</sub> alkyl, heterocyclyl, or heterocyclylC<sub>1-4</sub> alkyl;

R<sub>d</sub> is C<sub>1-6</sub> alkyl, C<sub>3-7</sub> cycloalkyl, aryl, arylC<sub>1-4</sub> alkyl, heteroaryl, heteroarylC<sub>1-4</sub> alkyl, heterocyclyl, or heterocyclylC<sub>1-4</sub> alkyl;

R<sub>g</sub> is independently hydrogen or R<sub>2</sub>;

n is 0, or an integer having a value of 1 to 10;

v is 0, or an integer having a value of 1 or 2;

m is 0, or the integer having a value of 1 or 2;

m' is an integer having a value of 1 or 2,

m'' is 0, or an integer having a value of 1 to 5;

s is an integer having a value of 1 to 5;

t is 0, or an integer having a value of 1, 2 or 3;

- $R_2$  is independently hydrogen,  $(CR_{10}R_{23})_nOR_9$ ,  $(CR_{10}R_{23})_nOR_{11}$ ,  $C_{1-10}$  alkyl, halo-substituted  $C_{1-10}$  alkyl,  $C_{2-10}$  alkenyl,  $C_{2-10}$  alkynyl,  $C_{3-7}$  cycloalkyl,  $C_{3-7}$ cycloalkyl $C_{1-10}$  alkyl,  $C_{5-7}$  cycloalkenyl,  $C_{5-7}$  cycloalkenyl  $C_{1-10}$  alkyl, aryl, aryl $C_{1-10}$  alkyl, heteroaryl, heteroaryl $C_{1-10}$  alkyl, heterocyclyl, heterocyclyl $C_{1-10}$  alkyl,  $(CR_{10}R_{23})_nS(O)_mR_{18}$ ,  $(CR_{10}R_{23})_nNHS(O)_2R_{18}$ ,  $(CR_{10}R_{23})_nNR_{13}R_{14}$ ,  $(CR_{10}R_{23})_nNO_2$ ,  $(CR_{10}R_{23})_nCN$ ,  $(CR_{10}R_{23})_nS(O)_m'NR_{13}R_{14}$ ,  $(CR_{10}R_{23})_nC(Z)R_{11}$ ,  $(CR_{10}R_{23})_nOC(Z)R_{11}(CR_{10}R_{23})_nC(Z)OR_{11}$ ,  $(CR_{10}R_{23})_nC(Z)NR_{13}R_{14}$ ,  $(CR_{10}R_{23})_nC(Z)NR_{11}OR_9$ ,  $(CR_{10}R_{23})_nNR_{10}C(Z)R_{11}$ ,  $(CR_{10}R_{23})_nNR_{10}C(Z)NR_{13}R_{14}$ ,  $(CR_{10}R_{23})_nN(OR_6)C(Z)NR_{13}R_{14}$ ,  $(CR_{10}R_{23})_nN(OR_6)C(Z)R_{11}$ ,  $(CR_{10}R_{23})_nC(=NOR_6)R_{11}$ ,  $(CR_{10}R_{23})_nNR_{10}C(=NR_{19})NR_{13}R_{14}$ ,  $(CR_{10}R_{23})_nOC(Z)NR_{13}R_{14}$ ,  $(CR_{10}R_{23})_nNR_{10}C(Z)NR_{13}R_{14}$ ,  $(CR_{10}R_{23})_nNR_{10}C(Z)OR_{10}$ , 5-( $R_{18}$ )-1,2,4-oxadiazol-3-yl or 4-( $R_{12}$ )-5-( $R_{18}R_{19}$ )-4,5-dihydro-1,2,4-oxadiazol-3-yl; wherein the cycloalkyl, cycloalkyl alkyl, aryl, arylalkyl, heteroaryl, heteroaryl alkyl, heterocyclic and heterocyclic alkyl may be optionally substituted;
- $R_3$  is heterocyclyl, heterocyclyl $C_{1-10}$  alkyl or  $R_8$ ;
- $R_4$  is phenyl, naphth-1-yl or naphth-2-yl, or heteroaryl, which is optionally substituted by one to three substituents, each of which is independently selected, and which, for a 4-phenyl, 4-naphth-1-yl, 5-naphth-2-yl or 6-naphth-2-yl substituent, is halogen, cyano, nitro,  $C(Z)NR_7R_{17}$ ,  $C(Z)OR_{16}$ ,  $(CR_{10}R_{20})_vCOR_{12}$ ,  $SR_5$ ,  $S(O)R_5$ ,  $OR_{12}$ , halo-substituted- $C_{1-4}$  alkyl,  $C_{1-4}$  alkyl,  $ZC(Z)R_{12}$ ,  $NR_{10}C(Z)R_{16}$ , or  $(CR_{10}R_{20})_vNR_{10}R_{20}$  and which, for other positions of substitution, is halogen, cyano, nitro, phenyl,  $C(Z)NR_{13}R_{14}$ ,  $C(Z)OR_3$ ,  $(CR_{10}R_{20})_m"COR_3$ ,  $S(O)mR_3$ ,  $OR_3$ , halosubstituted- $C_{1-4}$  alkyl,  $C_{1-10}$  alkyl,  $ZC(Z)R_3$ , optionally substituted phenyl,  $(CR_{10}R_{20})_m"NR_{10}C(Z)R_3$ ,  $NR_{10}S(O)m'R_8$ ,  $NR_{10}S(O)m'NR_7R_{17}$ , or  $(CR_{10}R_{20})_m"NR_{13}R_{14}$ ;
- $R_5$  is hydrogen,  $C_{1-4}$  alkyl,  $C_{2-4}$  alkenyl,  $C_{2-4}$  alkynyl or  $NR_7R_{17}$ , excluding the moieties  $SR_5$  being  $SNR_7R_{17}$  and  $SOR_5$  being  $SOH$ ;
- $R_6$  is hydrogen, a pharmaceutically acceptable cation,  $C_{1-10}$  alkyl,  $C_{3-7}$  cycloalkyl, aryl, aryl $C_{1-4}$  alkyl, heteroaryl, heteroaryl $C_{1-4}$  alkyl, heterocyclic, aroyl, or  $C_{1-10}$  alkanoyl;
- $R_7$  and  $R_{17}$  is each independently selected from hydrogen or  $C_{1-4}$  alkyl or  $R_7$  and  $R_{17}$  together with the nitrogen to which they are attached form a heterocyclic ring of 5 to 7 members which ring optionally contains an additional heteroatom selected from oxygen, sulfur or  $NR_{15}$ ;

- R<sub>8</sub> is C<sub>1-10</sub> alkyl, halo-substituted C<sub>1-10</sub> alkyl, C<sub>2-10</sub> alkenyl, C<sub>2-10</sub> alkynyl, C<sub>3-7</sub>cycloalkyl, C<sub>5-7</sub> cycloalkenyl, aryl, arylC<sub>1-10</sub> alkyl, heteroaryl, heteroarylC<sub>1-10</sub> alkyl, (CR<sub>10</sub>R<sub>20</sub>)<sub>n</sub>OR<sub>11</sub>, (CR<sub>10</sub>R<sub>20</sub>)<sub>n</sub>S(O)<sub>m</sub>R<sub>18</sub>, (CR<sub>10</sub>R<sub>20</sub>)<sub>n</sub>NHS(O)<sub>2</sub>R<sub>18</sub>, or (CR<sub>10</sub>R<sub>20</sub>)<sub>n</sub>NR<sub>13</sub>R<sub>14</sub>; wherein the aryl, arylalkyl, heteroaryl, heteroaryl alkyl may be optionally substituted;
- R<sub>9</sub> is hydrogen, C(Z)R<sub>11</sub> or optionally substituted C<sub>1-10</sub> alkyl, S(O)<sub>2</sub>R<sub>18</sub>, optionally substituted aryl or optionally substituted aryl-C<sub>1-4</sub> alkyl;
- R<sub>10</sub> and R<sub>20</sub> is each independently selected from hydrogen or C<sub>1-4</sub> alkyl;
- R<sub>11</sub> is hydrogen, C<sub>1-10</sub> alkyl, C<sub>3-7</sub> cycloalkyl, heterocyclyl, heterocyclyl C<sub>1-10</sub> alkyl, aryl, arylC<sub>1-10</sub> alkyl, heteroaryl or heteroarylC<sub>1-10</sub> alkyl moiety, wherein the aryl, arylalkyl, heteroaryl, heteroaryl alkyl, heterocyclyl or heterocyclylalkyl moieties may be optionally substituted;
- R<sub>12</sub> is hydrogen or R<sub>16</sub>;
- R<sub>13</sub> and R<sub>14</sub> is each independently selected from hydrogen or optionally substituted C<sub>1-4</sub> alkyl, optionally substituted aryl or optionally substituted arylC<sub>1-4</sub> alkyl, or together with the nitrogen which they are attached form a heterocyclic ring of 5 to 7 members which ring optionally contains an additional heteroatom selected from oxygen, sulfur or NR<sub>9</sub>;
- R<sub>15</sub> is hydrogen, C<sub>1-4</sub> alkyl or C(Z)-C<sub>1-4</sub> alkyl;
- R<sub>16</sub> is C<sub>1-4</sub> alkyl, halo-substituted-C<sub>1-4</sub> alkyl, or C<sub>3-7</sub> cycloalkyl;
- R<sub>18</sub> is C<sub>1-10</sub> alkyl, C<sub>3-7</sub> cycloalkyl, heterocyclyl, aryl, arylC<sub>1-10</sub> alkyl, heterocyclyl, heterocyclyl-C<sub>1-10</sub> alkyl, heteroaryl or heteroarylalkyl moiety, wherein the aryl, arylalkyl, heteroaryl, heteroaryl alkyl, heterocyclyl or heterocyclylalkyl moieties may be optionally substituted;
- R<sub>19</sub> is hydrogen, cyano, C<sub>1-4</sub> alkyl, C<sub>3-7</sub> cycloalkyl or aryl;
- R<sub>23</sub> is hydrogen, C<sub>1-6</sub> alkyl, C<sub>3-7</sub> cycloalkyl, aryl, arylC<sub>1-4</sub> alkyl, heteroaryl, heteroarylC<sub>1-4</sub> alkyl, heterocyclyl, or a heterocyclylC<sub>1-4</sub> alkyl moiety, all of moieties which may be optionally substituted;
- Z is oxygen or sulfur;
- or a pharmaceutically acceptable salt thereof.

2. The compound according to Claim 1 wherein R<sub>1</sub> is an optionally substituted 4-pyrimindyl, or 4-pyridyl.
3. The compound according to Claim 2 wherein the substituent is Y, or NHR<sub>a</sub>.

4. The compound according to Claim 2 wherein R<sub>4</sub> is an optionally substituted phenyl.
5. The compound according to Claim 4 wherein the phenyl is substituted one or more times independently by halogen, SR<sub>5</sub>, S(O)R<sub>5</sub>, OR<sub>12</sub>, halo-substituted-C<sub>1-4</sub> alkyl, or C<sub>1-4</sub> alkyl.
6. The compound according to any of Claims 1 to 5 wherein t is 1.
- 10 7. The compound according to Claim 1 which is:  
1-[4-(2-Aminopyrimidinyl)]-2-(4-fluorophenyl)cyclopenten-1-ene, or a pharmaceutically acceptable salt thereof.
8. A pharmaceutical composition comprising a compound according to any of Claims 1 to 7 and a pharmaceutically acceptable carrier or diluent.
- 15 9. A method of treating a CSBP/RK/p38 kinase mediated disease, in a mammal in need thereof, which comprises administering to said mammal an effective amount of a compound of Formula (I) according to any of Claims 1 to 8.
- 20 10. The method according to Claim 9 wherein the mammal is afflicted with a CSBP/RK/p38 kinase mediated disease which is psoriatic arthritis, Reiter's syndrome, rheumatoid arthritis, gout, traumatic arthritis, rubella arthritis and acute synovitis, rheumatoid arthritis, rheumatoid spondylitis, osteoarthritis, gouty arthritis and other arthritic condition, sepsis, septic shock, endotoxic shock, gram negative sepsis, toxic  
25 shock syndrome, Alzheimer's disease, stroke, neurotrauma, asthma, adult respiratory distress syndrome, cerebral malaria, chronic pulmonary inflammatory disease, silicosis, pulmonary sarcososis, bone resorption disease, osteoporosis, restenosis, cardiac and renal reperfusion injury, thrombosis, glomerularonephritis, diabetes, graft  
vs. host reaction, allograft rejection, inflammatory bowel disease, Crohn's disease,  
30 ulcerative colitis, multiple sclerosis, muscle degeneration, diabetic retinopathy, macular degeneration, tumor growth and metastasis, eczema, contact dermatitis, psoriasis, sunburn, and conjunctivitis.

INTERNATIONAL SEARCH REPORT

International application No.  
PCT/US98/21189

**A. CLASSIFICATION OF SUBJECT MATTER**  
 IPC(6) :Please See Extra Sheet.  
 US CL : 546/139, 152, 348; 544/182, 238, 224, 283, 333, 242  
 According to International Patent Classification (IPC) or to both national classification and IPC

**B. FIELDS SEARCHED**  
 Minimum documentation searched (classification system followed by classification symbols)  
 U.S. : 546/139, 152, 348; 544/182, 238, 224, 283, 333, 242

Documentation searched other than minimum documentation to the extent that such documents are included in the fields searched  
 NONE

Electronic data base consulted during the international search (name of data base and, where practicable, search terms used)  
 Chemical Abstracts on-line computer search

**C. DOCUMENTS CONSIDERED TO BE RELEVANT**

Category*	Citation of document, with indication, where appropriate, of the relevant passages	Relevant to claim No.
A	US 5,663,180 A (REITZ ET AL) 02 September 1997, see col. 1.	1-7, 10
A,P	US 5,736,579 A (REITZ ET AL. ) 07 April 1998, see col. 1.	1-7, 10

Further documents are listed in the continuation of Box C.  See patent family annex.

- |   |  |
|---|--|
| * Special categories of cited documents:  | *T* later document published after the international filing date or priority date and not in conflict with the application but cited to understand the principle or theory underlying the invention  |
| *A* document defining the general state of the art which is not considered to be of particular relevance  | *X* document of particular relevance; the claimed invention cannot be considered novel or cannot be considered to involve an inventive step when the document is taken alone   |
| *E* earlier document published on or after the international filing date  | *Y* document of particular relevance; the claimed invention cannot be considered to involve an inventive step when the document is combined with one or more other such documents, such combination being obvious to a person skilled in the art |
| *L* document which may throw doubts on priority claim(s) or which is cited to establish the publication date of another citation or other special reason (as specified) | *&* document member of the same patent family  |
| *O* document referring to an oral disclosure, use, exhibition or other means  |  |
| *P* document published prior to the international filing date but later than the priority date claimed  |  |

Date of the actual completion of the international search 28 JANUARY 1999	Date of mailing of the international search report <b>18 FEB 1999</b>
Name and mailing address of the ISA/US Commissioner of Patents and Trademarks Box PCT Washington, D.C. 20231 Facsimile No. (703) 305-3230	Authorized officer <i>D. Ford</i> USPTO JOHN M FORD Telephone No. (703) 308-1235



## INTERNATIONAL SEARCH REPORT

International application No.  
PCT/US98/21189**Box I Observations where certain claims were found unsearchable (Continuation of item 1 of first sheet)**

This international report has not been established in respect of certain claims under Article 17(2)(a) for the following reasons:

1.  Claims Nos.:  
because they relate to subject matter not required to be searched by this Authority, namely:
  
2.  Claims Nos.:  
because they relate to parts of the international application that do not comply with the prescribed requirements to such an extent that no meaningful international search can be carried out, specifically:
  
3.  Claims Nos.: 8-9  
because they are dependent claims and are not drafted in accordance with the second and third sentences of Rule 6.4(a).

**Box II Observations where unity of invention is lacking (Continuation of item 2 of first sheet)**

This International Searching Authority found multiple inventions in this international application, as follows:

1.  As all required additional search fees were timely paid by the applicant, this international search report covers all searchable claims.
2.  As all searchable claims could be searched without effort justifying an additional fee, this Authority did not invite payment of any additional fee.
3.  As only some of the required additional search fees were timely paid by the applicant, this international search report covers only those claims for which fees were paid, specifically claims Nos.:
  
4.  No required additional search fees were timely paid by the applicant. Consequently, this international search report is restricted to the invention first mentioned in the claims; it is covered by claims Nos.:

Remark on Protest

The additional search fees were accompanied by the applicant's protest.

No protest accompanied the payment of additional search fees.

INTERNATIONAL SEARCH REPORT

International application No.  
PCT/US98/21189

A. CLASSIFICATION OF SUBJECT MATTER:  
IPC (6):

A61K 31/505, 31/53, 31/50, 31/47, 31/44; CO7D 239/02, 237/02, 243/34, 251/02, 217/02, 215/02, 213/04