



US00D840176S

(12) **United States Design Patent**
Wills

(10) **Patent No.:** **US D840,176 S**

(45) **Date of Patent:** **** Feb. 12, 2019**

(54) **DUVET COVER**

(71) Applicant: **Peter Jason Wills**, Wolverhampton
(GB)

(72) Inventor: **Peter Jason Wills**, Wolverhampton
(GB)

(**) Term: **14 Years**

(21) Appl. No.: **29/478,392**

(22) Filed: **Jan. 3, 2014**

(30) **Foreign Application Priority Data**

Aug. 6, 2013 (EM) 1379812-0001
Aug. 6, 2013 (EM) 1379812-0002
(Continued)

(51) **LOC (11) Cl.** **06-13**

(52) **U.S. Cl.**
USPC **D6/603**

(58) **Field of Classification Search**
USPC D2/860, 861, 867; D5/60, 99; D6/582,
D6/583, 585, 592, 595-597, 601-603,
(Continued)

(56) **References Cited**

U.S. PATENT DOCUMENTS

D212,149 S * 9/1968 Tuvert D2/719
D282,427 S * 2/1986 O'Sullivan D6/601
(Continued)

Primary Examiner — Eric L Goodman

Assistant Examiner — Clare Ann Gannon

(74) *Attorney, Agent, or Firm* — Levy & Grandinetti

(57) **CLAIM**

The ornamental design for a duvet cover, as shown and described.

DESCRIPTION

FIG. 1 is a top plan view of a duvet cover in an open configuration;

FIG. 2 is a top plan view of the duvet cover of FIG. 1 in a closed configuration;

FIG. 3 is a left-side perspective view of the duvet cover of FIG. 1;

FIG. 4 is a left-side perspective view of the duvet cover of FIG. 2;

FIG. 5 is a right-side perspective view of the duvet cover of FIG. 1;

FIG. 6 is a partial enlarged view of FIG. 3 that is included to more clearly depict the design from the left-side perspective view of FIG. 3;

FIG. 7 is a partial enlarged view of FIG. 4 that is included to more clearly depict the design from the left-side perspective view of FIG. 4;

FIG. 8 is a top plan view of a second embodiment of the invention in an open configuration;

FIG. 9 is a top plan view of the duvet cover of FIG. 8 in a closed configuration;

FIG. 10 is a left-side perspective view of the duvet cover of FIG. 8;

FIG. 11 is a left-side perspective view of the duvet cover of FIG. 9;

FIG. 12 is a right-side perspective view of the duvet cover of FIG. 8;

FIG. 13 is a partial enlarged view of FIG. 10 that is included to more clearly depict the design from the left-side perspective view of FIG. 10;

FIG. 14 is a partial enlarged view of FIG. 11 that is included to more clearly depict the design from the left-side perspective view of FIG. 11;

FIG. 15 is a top plan view of a third embodiment of the invention in an open configuration;

FIG. 16 is a top plan view of the duvet cover of FIG. 15 in a closed configuration;

FIG. 17 is a left-side perspective view of the duvet cover of FIG. 15;

FIG. 18 is a left-side perspective view of the duvet cover of FIG. 16;

FIG. 19 is a right-side perspective view of the duvet cover of FIG. 15;

FIG. 20 is a partial enlarged view of FIG. 17 that is included to more clearly depict the design from the left-side perspective view of FIG. 17;

(Continued)




FIG. 21 is a partial enlarged view of FIG. 18 that is included to more clearly depict the design from the left-side perspective view of FIG. 18;

FIG. 22 is a top plan view of a fourth embodiment of the invention in an open configuration;

FIG. 23 is a top plan view of the duvet cover of FIG. 22 in a closed configuration;

FIG. 24 is a left-side perspective view of the duvet cover of FIG. 22;

FIG. 25 is a left-side perspective view of the duvet cover of FIG. 23;

FIG. 26 is a right-side perspective view of the duvet cover of FIG. 22;

FIG. 27 is a partial enlarged view of FIG. 24 that is included to more clearly depict the design from the left-side perspective view of FIG. 24; and,

FIG. 28 is a partial enlarged view of FIG. 25 that is included to more clearly depict the design from the left-side perspective view of FIG. 25.

Portions of the duvet cover which are shown in broken lines form no part of the claimed design.

1 Claim, 28 Drawing Sheets

(30) **Foreign Application Priority Data**

Aug. 6, 2013 (EM) 1379812-0003
 Aug. 6, 2013 (EM) 1379812-0004

(58) **Field of Classification Search**

USPC D6/608, 606, 610, 617; D25/125; 2/174;
 5/495, 497, 498

CPC A41B 13/10; A41D 20/00; A41D 23/00;
 A47G 9/00; A47G 9/02; A47G 9/0207;
 A47G 9/0223; A47G 9/0238; A47G
 9/0246; A47G 9/0261; A47G 9/0284;
 A47G 9/10; A47G 9/1081; A47K 7/03;
 A47K 7/022; A47K 10/02; A47L 19/00;
 A61B 19/08

See application file for complete search history.

(56)

References Cited

U.S. PATENT DOCUMENTS

D308,454	S *	6/1990	Merli	D6/596
D367,198	S *	2/1996	Wolf	D6/601
D381,234	S *	7/1997	Lupoff	D6/601
D392,497	S *	3/1998	Mansfield	D6/603
D395,187	S *	6/1998	Mansfield	D6/603
D487,207	S *	3/2004	Manuel	D6/601
6,971,128	B1 *	12/2005	McGrath	5/490
7,013,509	B2 *	3/2006	Hickman	5/485
D534,025	S *	12/2006	Ferguson	D6/601
7,228,578	B2 *	6/2007	Linnane	5/485
7,249,389	B2 *	7/2007	Russell	5/502
D569,159	S *	5/2008	Walker	D6/595
D624,343	S *	9/2010	Long	D6/601
D673,409	S *	1/2013	Kelly et al.	D6/601
8,342,126	B2 *	1/2013	Simon et al.	119/28.5
D676,220	S *	2/2013	Bostajian	D2/719
8,549,682	B2 *	10/2013	Low	5/501
8,689,375	B2 *	4/2014	Stinchcomb	5/502
2005/0144721	A1 *	7/2005	Linnane	5/501
2010/0043146	A1 *	2/2010	Eriksson	5/495
2010/0306920	A1 *	12/2010	Balasundharam	5/496
2011/0023235	A1 *	2/2011	Gold	5/501
2011/0094926	A1 *	4/2011	Piazza et al.	206/524.8
2011/0314605	A1 *	12/2011	Deguchi	5/501

* cited by examiner

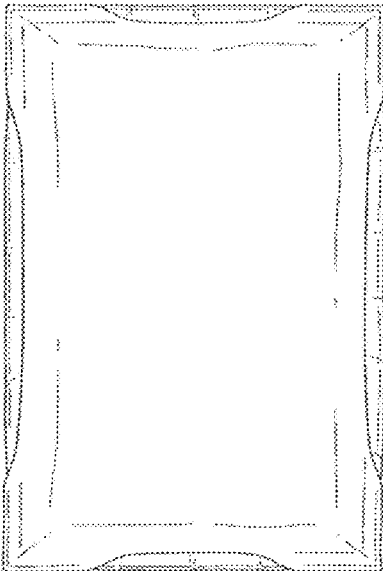


Fig. 1




Fig. 2

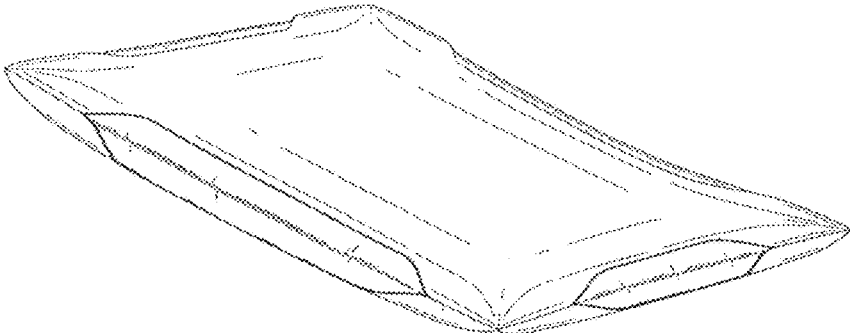


Fig. 3

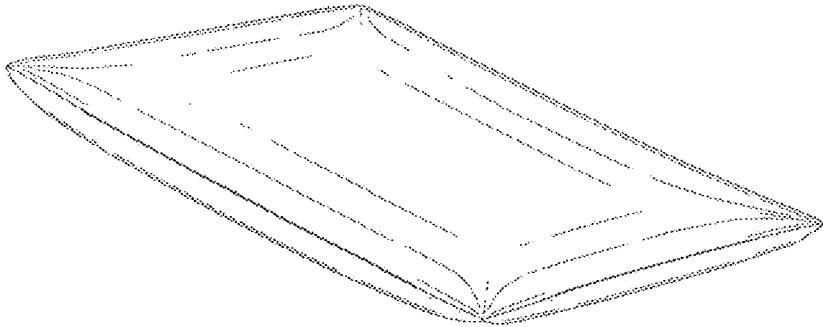


Fig. 4

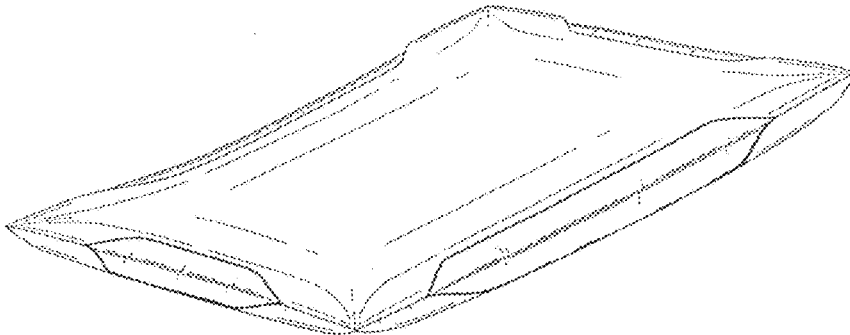


Fig. 5

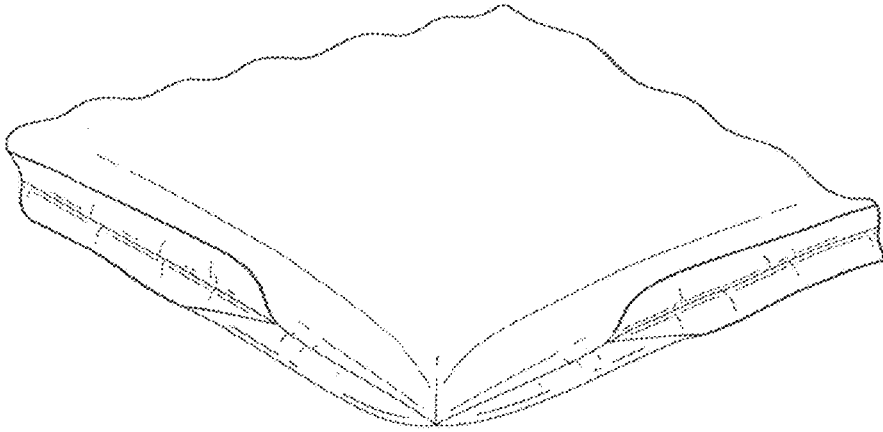


Fig. 6

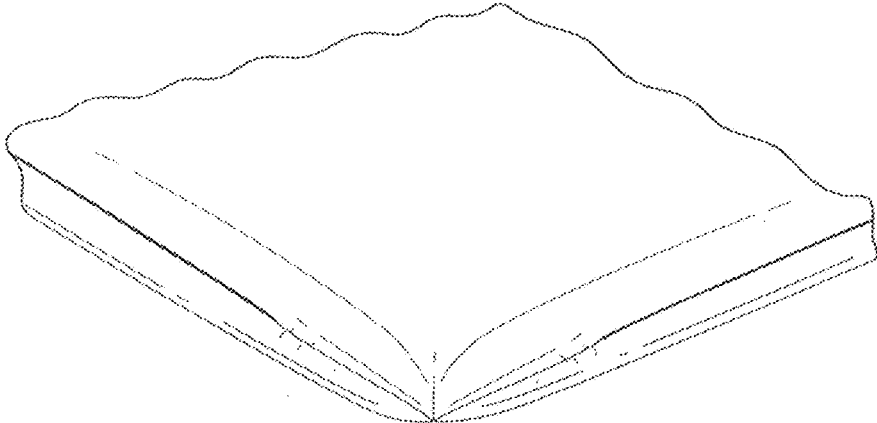


Fig. 7




Fig. 8




Fig. 9

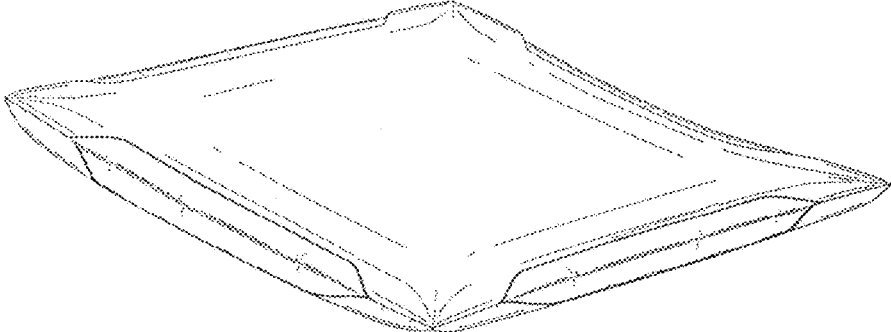


Fig. 10

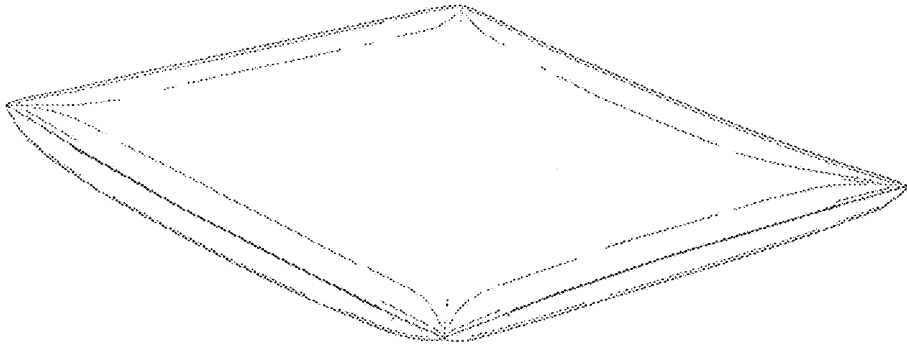


Fig. 11

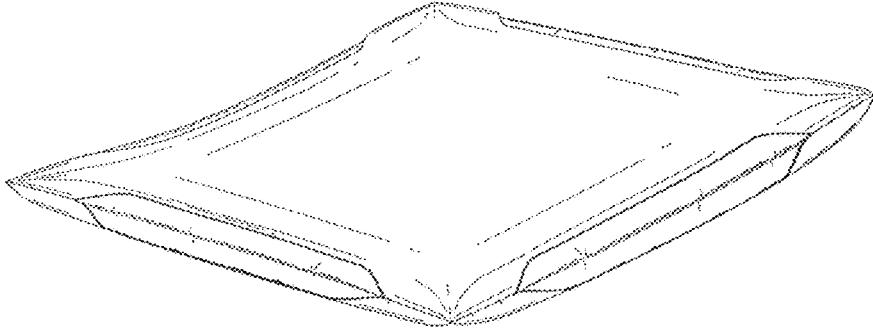


Fig. 12

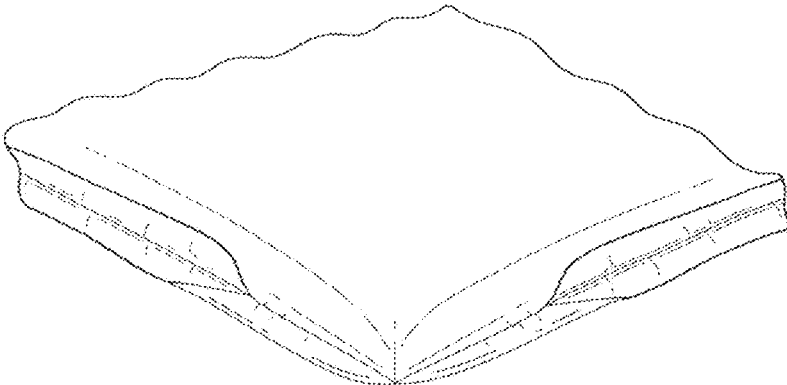


Fig. 13

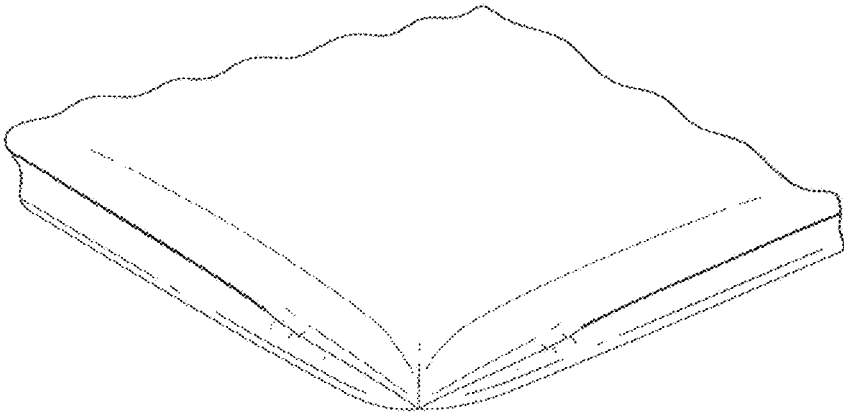


Fig. 14




Fig. 15




Fig. 16

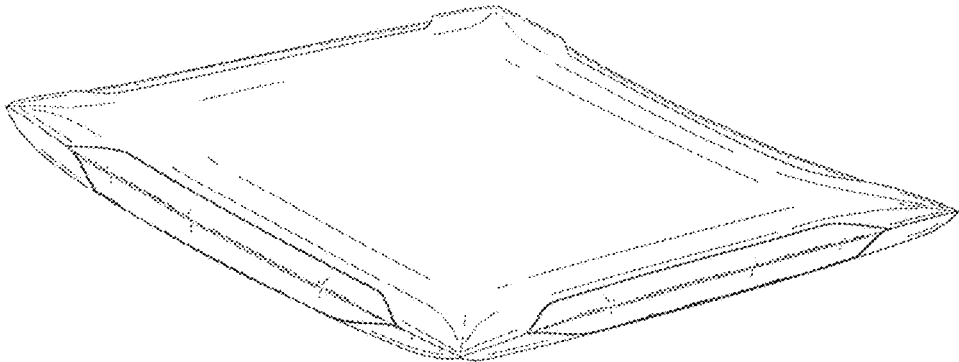


Fig. 17

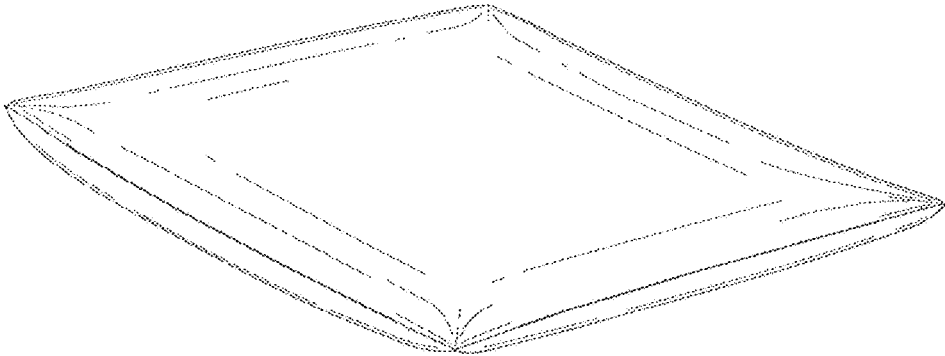


Fig. 18

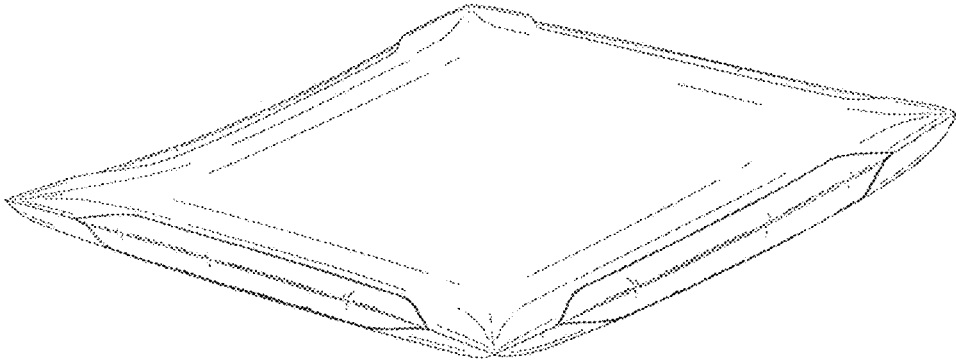


Fig. 19

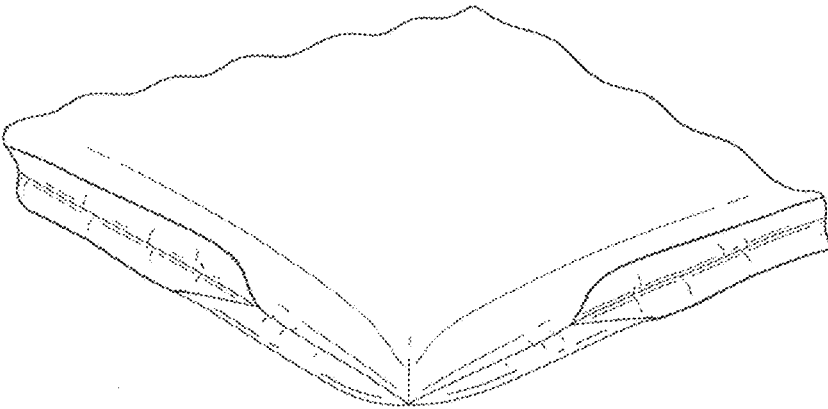


Fig. 20

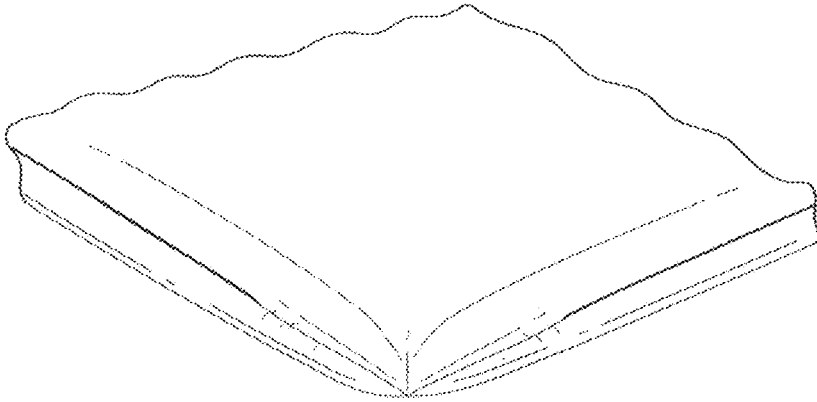


Fig. 21




Fig. 22




Fig. 23

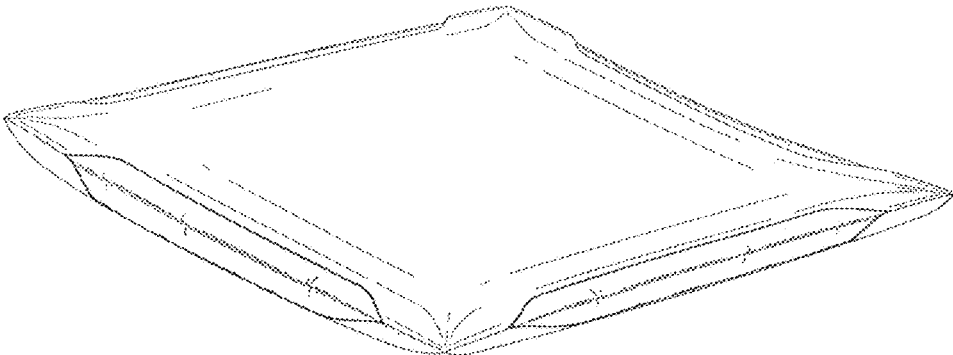


Fig. 24

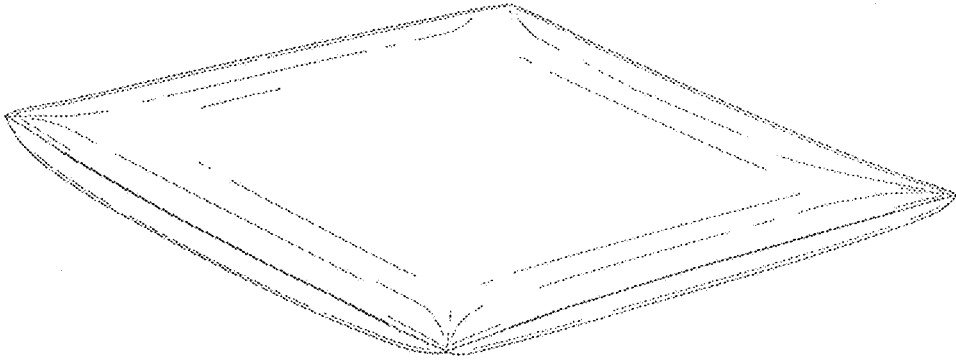


Fig. 25

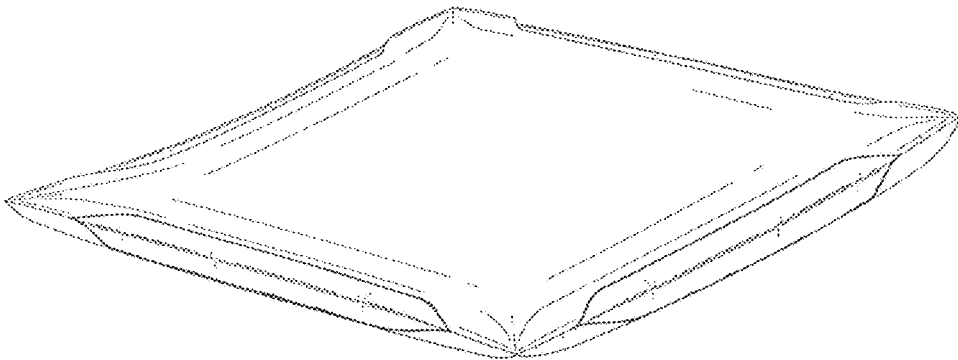


Fig. 26

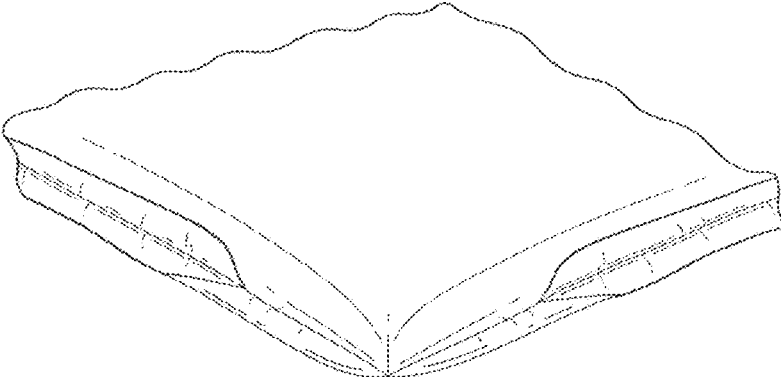


Fig. 27

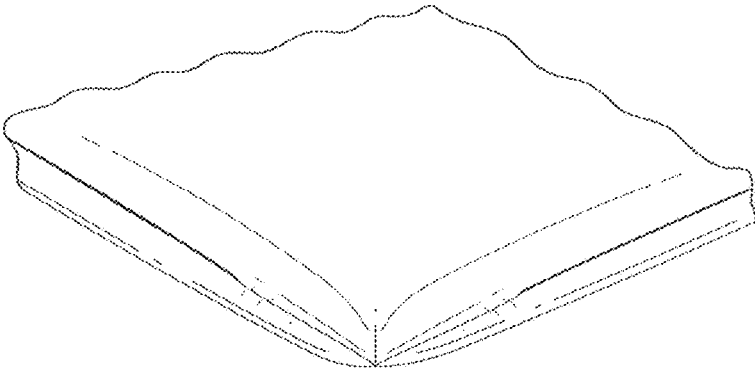


Fig. 28