


(72) SANTAGUIDA, Matthew, CA

(71) SANTAGUIDA, Matthew, CA

(51) Int.Cl.<sup>6</sup> A43C 7/02

(54) **DISPOSITIF POUR LE MAINTIEN D'UN NOEUD DE LACET**

(54) **STAY TIE**



(57) The invention is for securing the bow in the laces on shoes, boots or other footwear, so that the bow would not untie. It consists of two pieces of Velcro sewed or attached by any means on either end of a material, such as cloth, leather, Jean or other. The hook part of the Velcro should be attached to the secured end of the invention. The soft part of the Velcro should be attached to the free end the invention. The product is then sewed or attached by any means to the top of the tongue of the shoe. The user of the shoe would put the shoe on, then unstick the Velcro, place the invention flat and then tie the bow. The user would then bring the free end of the invention around the knot of the bow to meet the secured Velcro end. Note the cutout in the middle of the invention, it may be a circle, diamond or anyother shape. The user would use the same process in putting on the other shoe.

## APPENDIX A - FORMAT OF THE APPLICATION

**ABSTRACT:** The invention is for securing the bow in the laces on shoes, boots or other footwear, so that the bow would not untie. It consists of two pieces of Velcro sewed or attached by any means on either end of a material, such as cloth, leather, Jean or other. The hook part of the Velcro should be attached to the secured end of the invention. The soft part of the Velcro should be attached to the free end the invention. The product is then sewed or attached by any means to the top of the tongue of the shoe.

The user of the shoe would put the shoe on, then unstick the Velcro, place the invention flat and then tie the bow. The user would then bring the free end of the invention around the knot of the bow to meet the secured Velcro end. Note the cutout in the middle of the invention, it may be a circle, diamond or anyother shape. The user would use the same process in putting on the other shoe.

## APPENDIX A - FORMAT OF THE APPLICATION

**ABSTRACT:** The invention is for securing the bow in the laces on shoes, boots or other footwear, so that the bow would not untie. It consists of two pieces of Velcro sewed or attached by any means on either end of a material, such as cloth, leather, Jean or other. The hook part of the Velcro should be attached to the secured end of the invention. The soft part of the Velcro should be attached to the free end the invention. The product is then sewed or attached by any means to the top of the tongue of the shoe.

The user of the shoe would put the shoe on, then unstick the Velcro, place the invention flat and then tie the bow. The user would then bring the free end of the invention around the knot of the bow to meet the secured Velcro end. Note the cutout in the middle of the invention, it may be a circle, diamond or anyother shape. The user would use the same process in putting on the other shoe.

### SPECIFICATION:

- 1) This invention secures the bow in the laces on shoes, so that the bow will not untie.
- 2) Previously known: There is no product(s) in common
- 3) Process Embodies: There is no product(s) it embodies
- 4) Description: In drawing which illustrate embodiments of the invention, Figure 1 shows the invention attached to the shoe. Note that he invention is under the knot for the bow. Also note that the black area on the invention is the Velcro. Figure 2 shows the free end being moved to meet the secure end. Figure 3 shows the invention in the closed position. The free end is now locked with the secure end. The knot of the bow is now secure and the bow will not come undone. Figure 4 shows the invention closeup, note the dark area is the Velcro. Note the shape cut out in the centre. In this case it is a circle.

## CLAIMS

“The embodiments of the invention in which an exclusive property or privilege is claimed are defined as follows:”

1. A device for securing the bow in the laces on shoes, boots, other footwear or clothing.
2. A device as defined in claim 1 in which Velcro is attached to both ends of the device, so that both ends of the device can be securely fastened.
3. A device as defined in claim 1 in which the user would wrap the device around the knot of the bow of the shoe to meet the other end of the device.

Fig.3



Fig.4

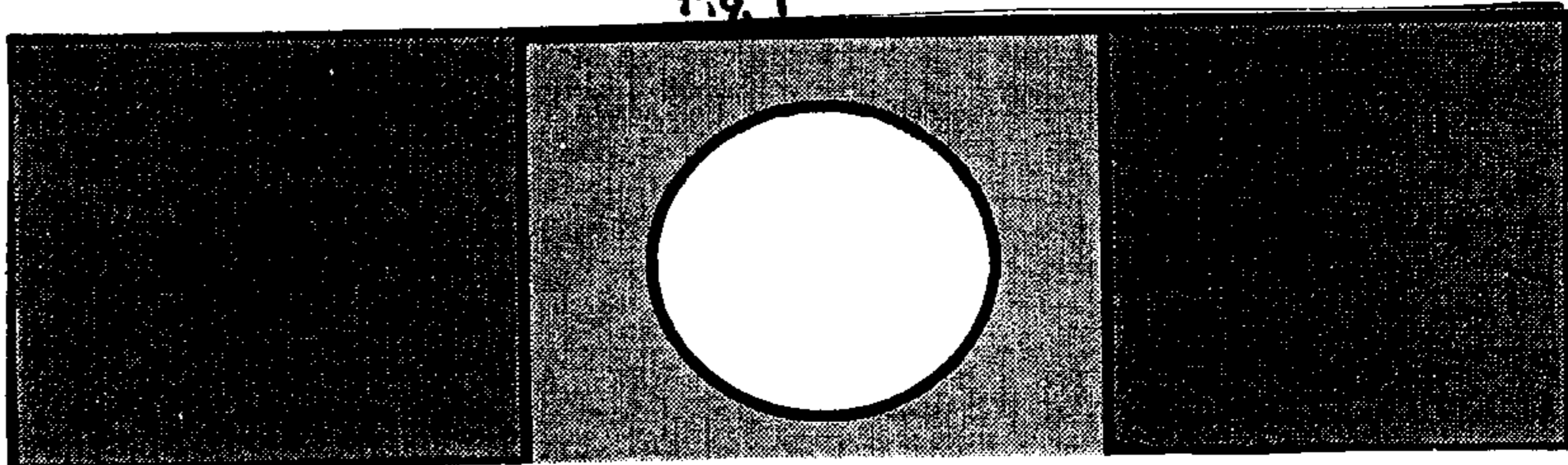


Fig.2




Fig.1

