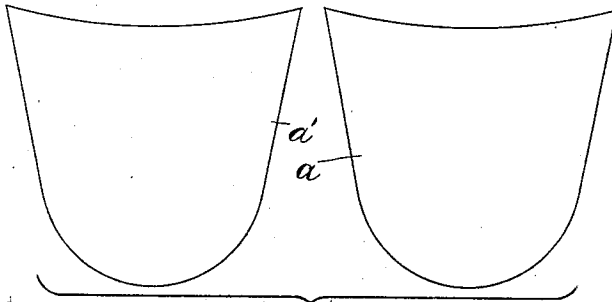

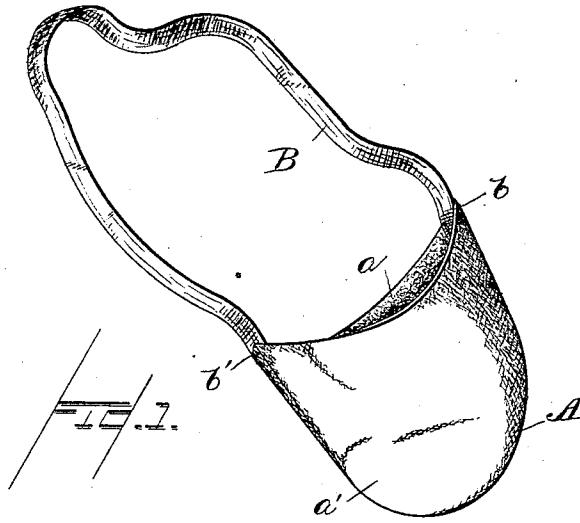


(No Model.)

V. N. BROWNING.
TOE PROTECTOR FOR CHILDREN'S SHOES.

No. 461,492.

Patented Oct. 20, 1891.



Witnesses:
Alfred T. Dage
C. E. Hunt.

Inventor:
Virginia N. Browning
By A. D. Cushman
Atty.

UNITED STATES PATENT OFFICE.

VIRGINIA N. BROWNING, OF CAMDEN, NEW JERSEY.

TOE-PROTECTOR FOR CHILDREN'S SHOES.

SPECIFICATION forming part of Letters Patent No. 461,492, dated October 20, 1891.

Application filed April 13, 1891. Serial No. 388,754. (No model.)

To all whom it may concern:

Be it known that I, VIRGINIA N. BROWNING, a citizen of the United States, residing at Camden, in the county of Camden and State of New Jersey, have invented a certain new and useful Improvement in Toe-Protectors for Children's Shoes; and I do hereby declare the following to be a full, clear, and exact description of the invention, such as will enable others skilled in the art to which it appertains to make and use the same.

My invention relates to a toe protector or covering which is designed more especially to be applied to the toe of a creeping child's shoe to prevent the upper from being worn through at the point of contact with the carpet or floor as the child creeps about, it being almost invariably the case that the shoe is worn at this point and rendered unsightly and useless, while the body of the same remains intact and but slightly damaged.

The object of my invention is to overcome this difficulty; and to this end I provide a protector which can be easily and quickly adjusted, does not cause discomfort to the child, nor detract from the appearance of the foot, and is capable of being reversed when one portion thereof is worn, thereby prolonging the usefulness of the article, all as will be hereinafter set forth, and pointed out in the claim.

In the drawings which accompany and form a part of this specification, Figure 1 is a perspective view of my improved protector. Fig. 2 is a side elevation showing the same applied to a shoe. Fig. 3 is a diagrammatic view of the two halves or sections of which the said protector is formed.

Referring now to the drawings, A denotes the protector, which is preferably made of two crescent-shaped pieces *a a'*, of leather or other suitable material, which are stitched or otherwise fastened together at their circumferential edges, thus forming the pocket or protector A. The pieces *a a'* of which the protector A is formed are preferably of soft leather, such as morocco, finished in black or any other desired color on the outside and

left undressed on the inside and soft, thus rendering the device less liable to discolor or mar the finished surface of a shoe than if the protector was made of leather having a dyed and finished inner surface. Said pieces *a a'* are cut half-elliptical on their diametrical edges, as this tends to give a better fit to the protector and overcome the gaping of the mouth of the same, which would be likely to occur if the said pieces were cut with a straight edge at this point.

To the sides of the mouth of the protector A, at the points *b b'*, I attach the opposite ends of a strap B, preferably as I have shown, an elastic band or ribbon, which is intended to pass around the heel of the shoe, Fig. 2, and hold the protector securely upon the toe of the same, this elastic band permitting the use of the protector with shoes of various sizes.

One point of novelty in my improved protector which I especially desire to call attention to is its reversible feature. The wear on the protector will be at the point *c*, Fig. 2, as the toe of a creeping child comes in contact with the floor at this point, and consequently the section of the protector which lies upon the sole of the shoe will not be worn at all. Therefore when one section becomes worn the protector may be reversed and the opposite section brought into use.

Having thus described my invention, I claim and desire to secure by Letters Patent—

The toe-protector A, formed of the like crescent-shaped sections *a a'*, the elastic supporting-strap B, attached to said protector at opposite sides thereof, said protector being capable of reversal when one of its sections becomes worn, so that the opposite section may be brought into use, substantially as described.

In testimony whereof I affix my signature in presence of two witnesses.

VIRGINIA N. BROWNING.

Witnesses:

JAMES G. THAYERS,
THOMAS S. HARGESHEIMER.