United States Patent [19]

Ishimaru

[11] **Patent Number: Des. 293,438**

[45] **Date of Patent: ** Dec. 29, 1987**

[54] **TELEPHONE**

[75] Inventor: **Makoto Ishimaru**, Tokyo, Japan

[73] Assignee: **Kanda Tsushin Kogyo Co., Ltd.**, Tokyo, Japan

[**] Term: **14 Years**

[21] Appl. No.: **780,385**

[22] Filed: **Sep. 26, 1985**

[30] **Foreign Application Priority Data**

Apr. 10, 1985 [JP] Japan 60-14548

[52] **U.S. Cl.** **D14/58**; D14/62; D14/57; D14/53

[58] **Field of Search** D14/53, 58, 59, 52, D14/63; 379/436, 432, 434, 433

[56] **References Cited**

U.S. PATENT DOCUMENTS

D. 229,837	1/1974	Genaro et al.	D14/63
D. 275,751	10/1984	Mahan	D14/58 X
D. 276,338	11/1984	Pardo	D14/59
D. 283,508	4/1986	Miyake	D14/58 X
D. 286,876	11/1986	Nogas et al.	D14/53
D. 287,363	12/1986	Klaiber	D14/62
D. 289,642	5/1987	Kaku	D14/57 X

Primary Examiner—Wallace R. Burke
Assistant Examiner—Horace B. Fay
Attorney, Agent, or Firm—Frishauf, Holtz, Goodman & Woodward

[57] **CLAIM**

The ornamental design for a telephone, substantially as shown and described.

DESCRIPTION

FIG. **1** is a front, top and right side perspective view of a telephone showing my new design;
FIG. **2** is a front elevational view thereof;
FIG. **3** is a right side elevational view thereof;
FIG. **4** is a rear elevational view thereof;
FIG. **5** is a left side elevational view thereof;
FIG. **6** is a top plan view thereof;
FIG. **7** is a bottom plan view thereof; and
FIG. **8** is a front, top and left side perspective view with the handset removed from the phone base.

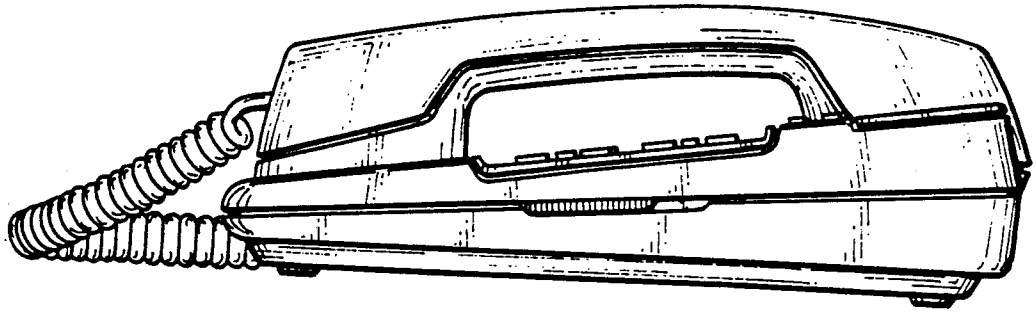



FIG. 1



FIG. 2



FIG. 3

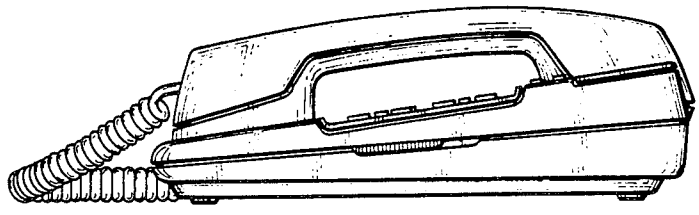

FIG. 4

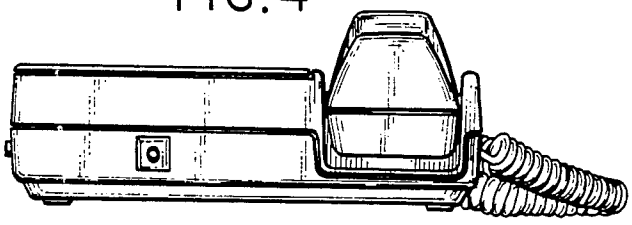

FIG. 5

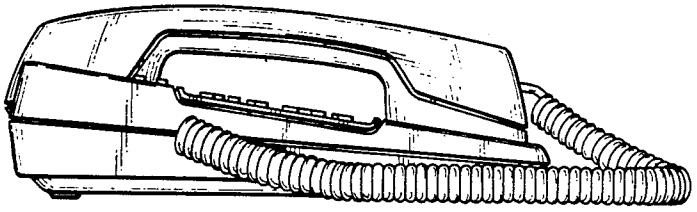

FIG. 6



FIG. 7

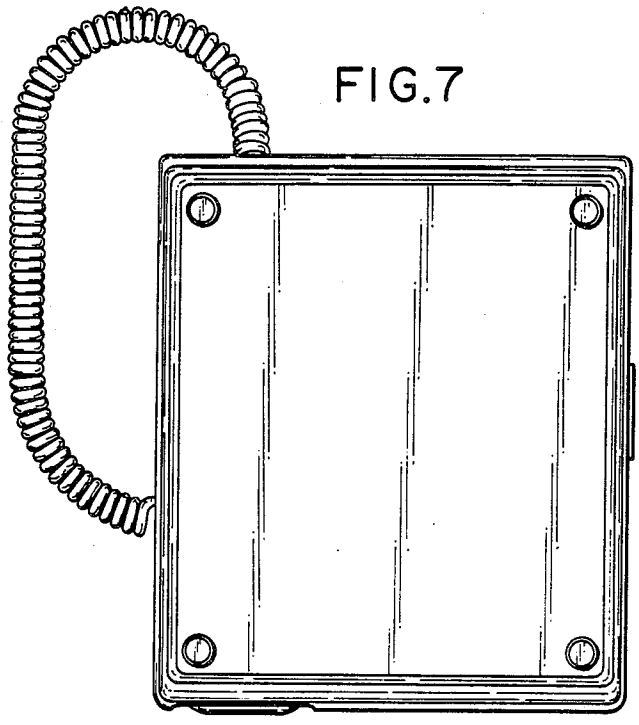

FIG. 8

