



US00D456038S

(12) **United States Design Patent** (10) **Patent No.:** **US D456,038 S**
Arnette (45) **Date of Patent:** **** Apr. 23, 2002**

(54) **EYEWEAR**
(75) **Inventor:** **Kip Arnette**, Dana Point, CA (US)
(73) **Assignee:** **Electric Visual Evolution, LLC**, San Clemente, CA (US)
(**) **Term:** **14 Years**
(21) **Appl. No.:** **29/125,183**
(22) **Filed:** **Jun. 20, 2000**
(51) **LOC (7) Cl.** **16-06**
(52) **U.S. Cl.** **D16/326**
(58) **Field of Search** D16/101, 300-330, D16/335, 337; D29/109, 110; 351/41, 44, 51, 52, 111, 158; 2/447, 448

D447,507 S * 9/2001 Lane D16/321
D449,641 S * 10/2001 Arnette D16/326

* cited by examiner

Primary Examiner—Raphael Barkai
(74) *Attorney, Agent, or Firm*—Fitzpatrick, Cella, Harper & Scinto

(57) **CLAIM**

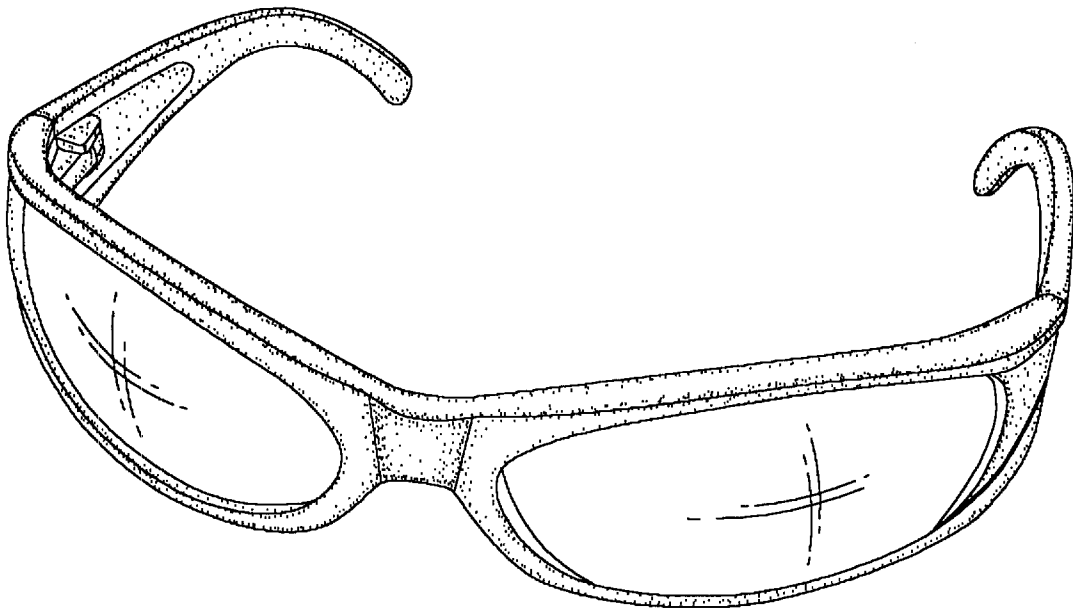
The ornamental design for eyewear, as shown and described.

DESCRIPTION

FIG. 1 is a perspective view of eyewear embodying my new design;
FIG. 2 is a front elevational view thereof;
FIG. 3 is a rear elevational view thereof;
FIG. 4 is a right side elevational view thereof, the side opposite being a mirror image;
FIG. 5 is a top plan view thereof; and,
FIG. 6 is a bottom plan view thereof.

(56) **References Cited**
U.S. PATENT DOCUMENTS
D371,382 S * 7/1996 Berthet-Bondet D16/337
D429,754 S * 8/2000 Markovitz D16/309
D436,983 S * 1/2001 Arnette D16/326

1 Claim, 4 Drawing Sheets



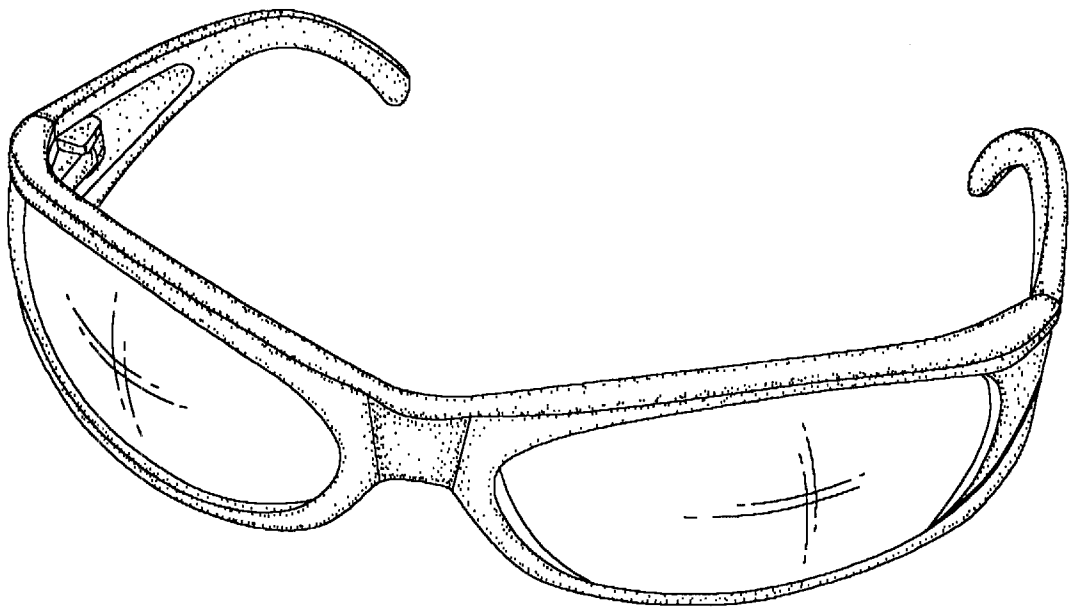


Fig. 1

Fig. 2

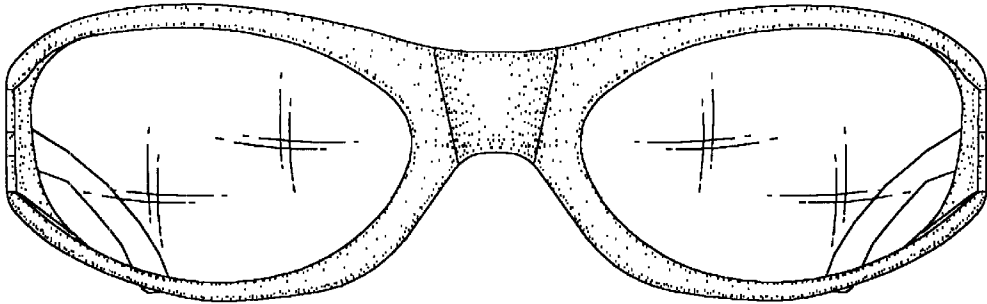


Fig. 3

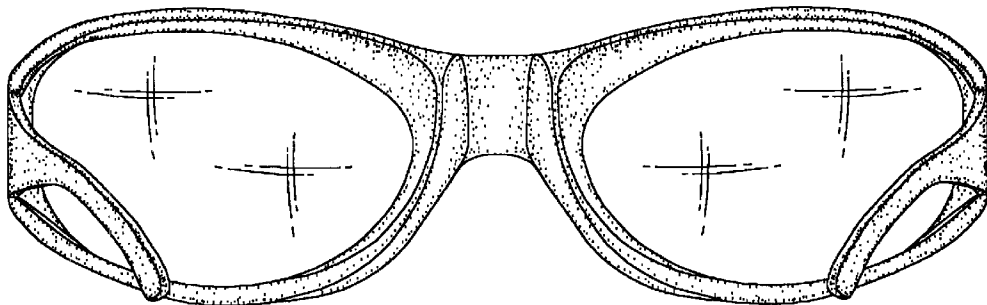


Fig. 4

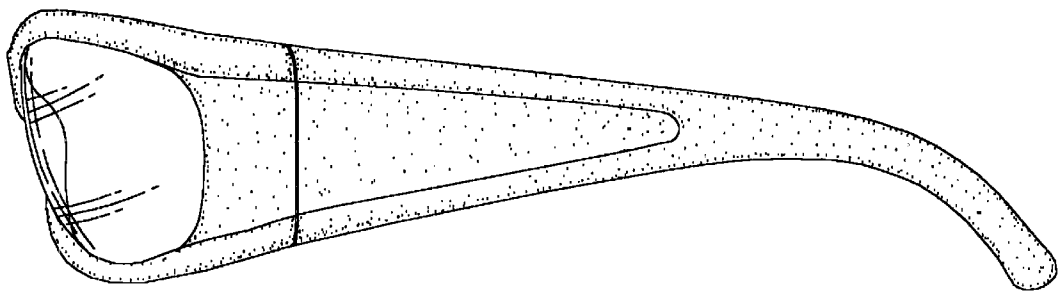


Fig. 5

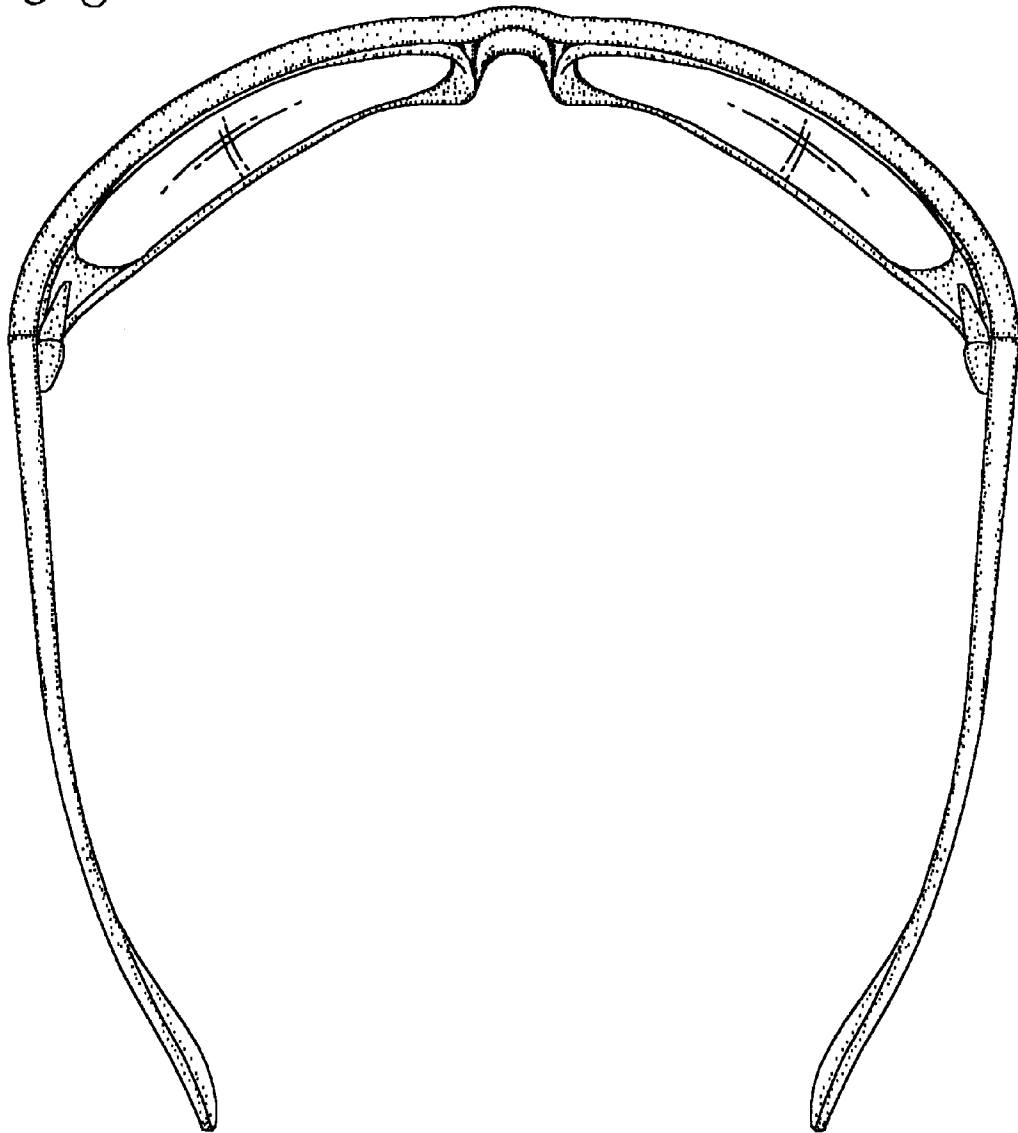


Fig. 6

