



(86) Date de dépôt PCT/PCT Filing Date: 2011/12/14
(87) Date publication PCT/PCT Publication Date: 2012/06/21
(85) Entrée phase nationale/National Entry: 2013/05/28
(86) N° demande PCT/PCT Application No.: EP 2011/072781
(87) N° publication PCT/PCT Publication No.: 2012/080349
(30) Priorités/Priorities: 2010/12/15 (US61/423,114);
2010/12/15 (GB1021263.7)

(51) Cl.Int./Int.Cl. *C07B 59/00* (2006.01)
(71) Demandeur/Applicant:
GE HEALTHCARE LIMITED, GB
(72) Inventeurs/Inventors:
MANTZILAS, DIMITRIOS, NO;
OLAUSSEN, GRY HELENE, NO;
WICKSTROM, TORILD, NO;
HORN, ERIC, GB;
KHAN, IMTIAZ, GB
(74) Agent: FETHERSTONHAUGH & CO.

(54) Titre : PROCEDE D'EXTRACTION EN PHASE SOLIDE
(54) Title: SOLID PHASE EXTRACTION METHOD

(57) **Abrégé/Abstract:**

The present invention provides a method to prepare an 18F-labelled tricyclic indole compound comprising a solid-phase extraction (SPE) purification step. This method is particularly suitable for carrying out the radiofluorination method on an automated synthesiser. In addition to the radiofluorination method, the present invention provides a cassette designed to carry out the method on an automated synthesiser.



(12) INTERNATIONAL APPLICATION PUBLISHED UNDER THE PATENT COOPERATION TREATY (PCT)

(19) World Intellectual Property
Organization
International Bureau



(43) International Publication Date
21 June 2012 (21.06.2012)

(10) International Publication Number
WO 2012/080349 A1

(51) International Patent Classification:
C07B 59/00 (2006.01)

(21) International Application Number:

PCT/EP2011/072781

(22) International Filing Date:

14 December 2011 (14.12.2011)

(25) Filing Language:

English

(26) Publication Language:

English

(30) Priority Data:

1021263.7 15 December 2010 (15.12.2010) GB

61/423,114 15 December 2010 (15.12.2010) US

(71) Applicant (for all designated States except US): **GE HEALTHCARE LIMITED** [GB/GB]; Amersham Place, Little Chalfont Buckinghamshire HP7 9NA (GB).

(72) Inventors; and

(75) Inventors/Applicants (for US only): **MANTZILAS, Dimitrios** [GR/NO]; GE Healthcare AS, Nycoveien 2, Postboks 4220 Nydalen, N-0401 Oslo (NO). **OLAUSSEN, Gry Helene** [NO/NO]; GE Healthcare AS, Nycoveien 2, Postboks 4220 Nydalen, N-0401 Oslo (NO). **WICKSTROM, Torild** [NO/NO]; GE Healthcare AS, Nycoveien 2, Postboks 4220 Nydalen, N-0401 Oslo (NO). **HORN, Eric** [GB/GB]; GE Healthcare Limited, The Grove Centre, White Lion Road, Amersham Buckinghamshire HP7 9LL (GB). **KHAN, Imtiaz** [GB/GB]; GE Healthcare Limited, The Grove Centre, White Lion Road, Amersham Buckinghamshire HP7 9LL (GB).

(74) Agents: **BANNAN, Sally** et al.; GE Healthcare Limited, Pollards Wood, Nightingales Lane, Chalfont St Giles Buckinghamshire HP8 4SP (GB).

(81) Designated States (unless otherwise indicated, for every kind of national protection available): AE, AG, AL, AM, AO, AT, AU, AZ, BA, BB, BG, BH, BR, BW, BY, BZ, CA, CH, CL, CN, CO, CR, CU, CZ, DE, DK, DM, DO, DZ, EC, EE, EG, ES, FI, GB, GD, GE, GH, GM, GT, HN, HR, HU, ID, IL, IN, IS, JP, KE, KG, KM, KN, KP, KR, KZ, LA, LC, LK, LR, LS, LT, LU, LY, MA, MD, ME, MG, MK, MN, MW, MX, MY, MZ, NA, NG, NI, NO, NZ, OM, PE, PG, PH, PL, PT, QA, RO, RS, RU, RW, SC, SD, SE, SG, SK, SL, SM, ST, SV, SY, TH, TJ, TM, TN, TR, TT, TZ, UA, UG, US, UZ, VC, VN, ZA, ZM, ZW.

(84) Designated States (unless otherwise indicated, for every kind of regional protection available): ARIPO (BW, GH, GM, KE, LR, LS, MW, MZ, NA, RW, SD, SL, SZ, TZ, UG, ZM, ZW), Eurasian (AM, AZ, BY, KG, KZ, MD, RU, TJ, TM), European (AL, AT, BE, BG, CH, CY, CZ, DE, DK, EE, ES, FI, FR, GB, GR, HR, HU, IE, IS, IT, LT, LU, LV, MC, MK, MT, NL, NO, PL, PT, RO, RS, SE, SI, SK, SM, TR), OAPI (BF, BJ, CF, CG, CI, CM, GA, GN, GQ, GW, ML, MR, NE, SN, TD, TG).

Published:

— with international search report (Art. 21(3))

(54) Title: SOLID PHASE EXTRACTION METHOD

(57) Abstract: The present invention provides a method to prepare an ¹⁸F-labelled tricyclic indole compound comprising a solid-phase extraction (SPE) purification step. This method is particularly suitable for carrying out the radiofluorination method on an automated synthesiser. In addition to the radiofluorination method, the present invention provides a cassette designed to carry out the method on an automated synthesiser.



WO 2012/080349 A1

SOLID PHASE EXTRACTION METHOD

Technical Field of the Invention

The present invention relates to radiochemistry and in particular to a method for the preparation of a radiofluorinated compound. The method of the invention provides a
5 radiofluorination method that comprises purification by solid-phase extraction (SPE).

Description of Related Art

Radiofluorinated tricyclic indole compounds are known from WO 2010/109007. These compounds are useful as *in vivo* imaging agents that bind with high affinity to peripheral benzodiazepine receptors (PBR). The compounds also have good uptake into the brain
10 following administration and good selective binding to PBR.

Abnormal PBR expression is known to be a feature of a variety of disease states, and in particular disease states comprising neuroinflammation. The PBR selective ligand, (R)-[¹¹C]PK11195 provides a generic indicator of central nervous system (CNS)
inflammation. However, (R)-[¹¹C]PK11195 is known to have high protein binding, and
15 low specific to non-specific binding. Furthermore, the role of its radiolabelled metabolites is not known, and quantification of binding requires complex modelling. A radiofluorinated tricyclic indole compound of the type disclosed by WO 2010/109007 is therefore poised to provide an improved PBR selective *in vivo* imaging agent useful in the diagnosis and monitoring of a variety of disease states.

20 In the experimental examples of WO 2010/109007 the preparation of radiolabelled tricyclic indole compounds is described and includes purification of the compounds using high-performance liquid chromatography (HPLC). HPLC requires a column, high pressure pumps, and an ultraviolet detector which is a relatively complex system.

[¹⁸F]-radiotracers in particular are now often conveniently prepared by means of an
25 automated radiosynthesis apparatus, e.g. TracerlabTM and FASTlabTM from GE Healthcare Ltd. For synthesisers like FASTlabTM, a single-use disposable cassette in which the radiochemistry is performed is fitted to the apparatus. The cassette normally

includes fluid pathways, a reaction vessel, and ports for receiving reagent vials and ideally solid phase extraction (SPE) cartridges for post-radiosynthetic clean up steps. WO 2010/109007 discloses that a preferred method to obtain the radiolabelled tricyclic indole compounds taught therein is by use of an automated synthesiser, wherein
 5 purification is preferably carried out by solid phase extraction (SPE). However, no particular methods are described.

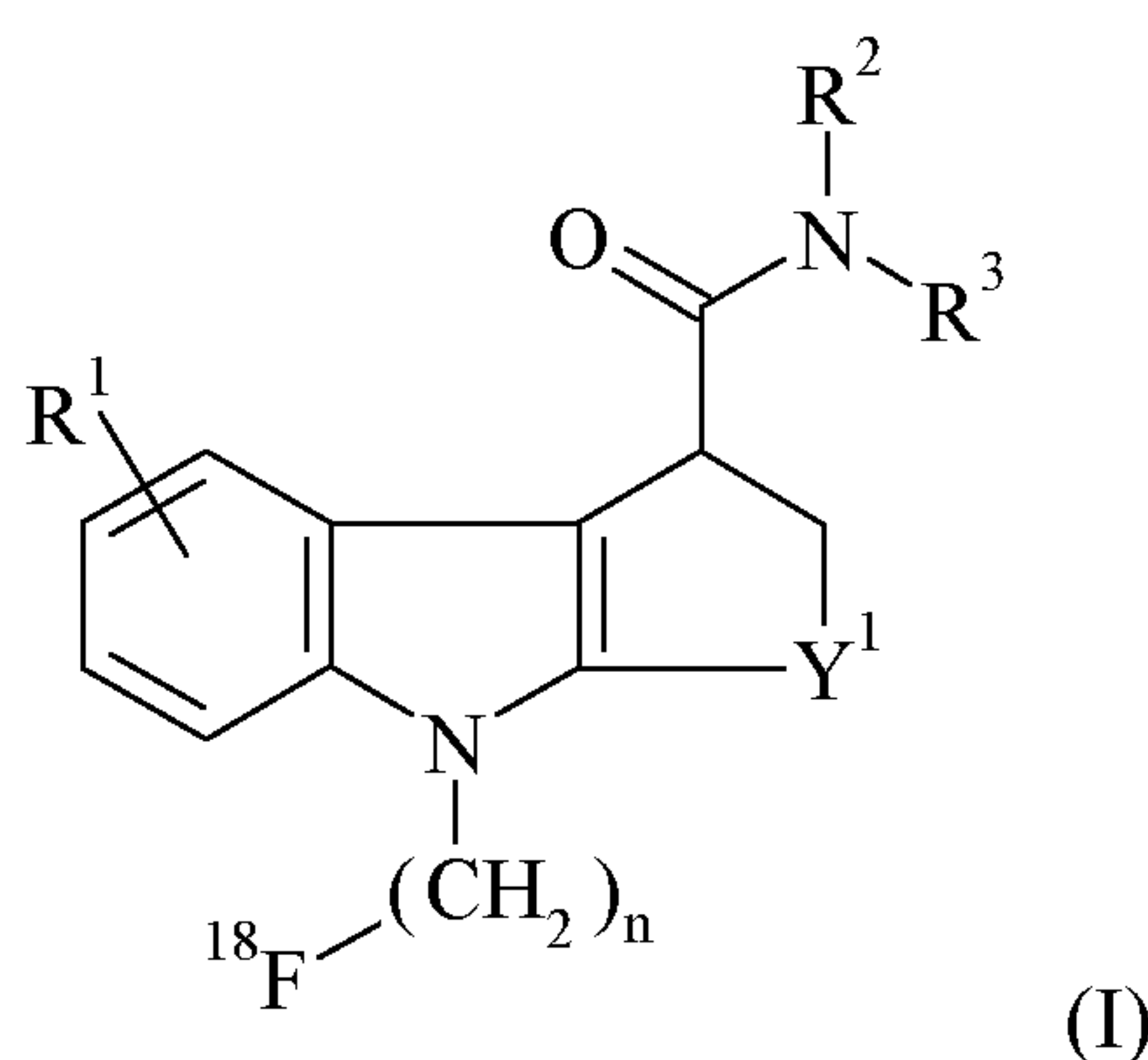
It would be desirable to have an optimised method for the production of ^{18}F -labelled tricyclic indole compounds wherein all the steps including purification are designed to be carried out by means of an automated synthesiser.

10 Summary of the Invention

The present invention provides a method to prepare an ^{18}F -labelled tricyclic indole compound wherein purification is carried out by solid-phase extraction (SPE) rather than HPLC. This method is particularly suitable for carrying out the radiofluorination method on a cassette suitable for use with an automated synthesiser. In addition to the
 15 radiofluorination method, the present invention provides a cassette designed to carry out the method on an automated synthesiser.

Detailed Description of the Invention

In one embodiment the present invention relates to a method to obtain a radiofluorinated compound of Formula I:



wherein:

R^1 is hydrogen, halo or C_{1-3} alkoxy;

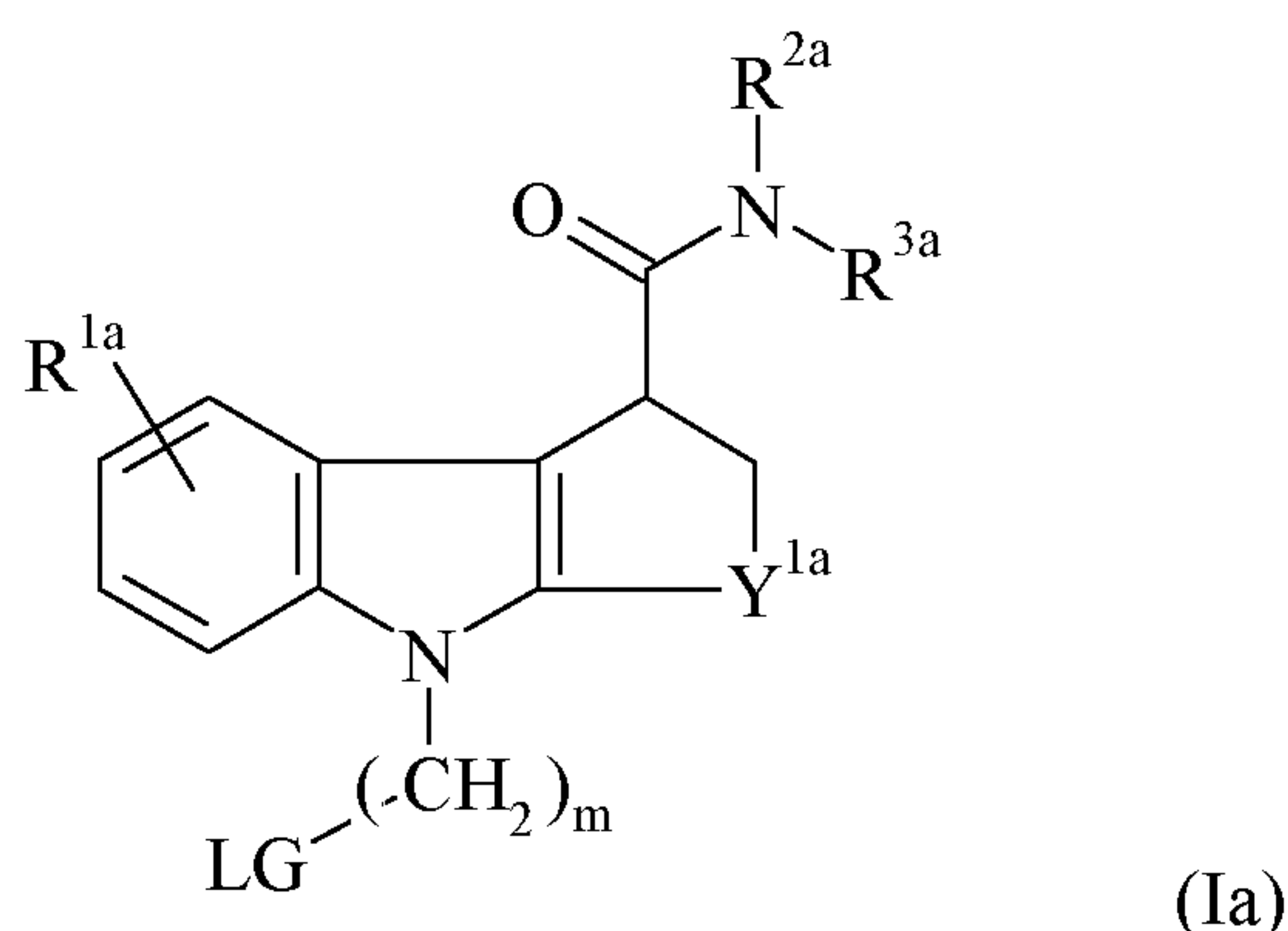
R^2 and R^3 are independently methyl, ethyl or benzyl, or together with the nitrogen to which they are attached form a pyrrolidinyl, piperidinyl, azepanyl, or morpholinyl ring;

5 Y^1 is CH_2 , CH_2-CH_2 , $CH(CH_3)-CH_2$, or $CH_2-CH_2-CH_2$; and;

n is 1, 2 or 3.

wherein said method comprises:

(i) providing a precursor compound of Formula Ia:



10 wherein R^{1a-3a} , Y^{1a} and m are as defined for and are each the same as R^{1-3} , Y^1 and n of Formula I, respectively, and LG is a sulfonate leaving group having the formula $-O-SO_2-R^{4a}$ wherein R^{4a} is a halogen, a straight-chain or branched-chain C_{1-10} alkyl, a straight-chain or branched-chain C_{1-10} haloalkyl, and a C_{6-10} aryl;

15 (ii) reacting said precursor compound of Formula Ia with a suitable source of $[^{18}F]$ -fluoride;

(iii) purifying the reaction mixture obtained in step (ii), wherein said purifying step comprises:

20 (a) providing one or more solid-phase extraction (SPE) cartridges wherein the sorbent comprises particles having a diameter between

10-120 μ m and bonded hydrocarbons;

- (b) conditioning said one or more SPE cartridges;
- (c) loading the reaction mixture onto said one or more conditioned SPE cartridges;
- 5 (d) washing said one or more SPE cartridges onto which said mixture is loaded using a first solvent system comprising a ratio of water:water-miscible organic solvent in the range 100:0-0:100; and,
- (e) eluting said one or more SPE cartridges following said washing step using a second solvent system comprising a ratio of water:water-
- 10 miscible organic solvent in the range 70:30-0:100.

The term "halogen" or "halo-" means a substituent selected from fluorine, chlorine, bromine or iodine.

Unless otherwise specified, the term "alkoxy" means an alkyl radical comprising an ether linkage. The term "alkyl" means a straight-chain or branched-chain radical having the
 15 general formula C_xH_{2x+1} , e.g. methyl, ethyl, and propyl. The term "ether linkage" refers to the group -C-O-C-. Examples of suitable alkyloxy radicals include methoxy, ethoxy, ethoxyethyl, and propoxy.

The term "methyl" refers to the alkyl radical of formula C_xH_{2x+1} as defined above wherein x is 1.

20 The term "ethyl" refers to the alkyl radical of formula C_xH_{2x+1} as defined above wherein x is 2.

The term "benzyl" refers to the monovalent aromatic radical $C_6H_5CH_2-$.

An "aromatic" radical is a conjugated hydrocarbon group with a number of π electrons that equals $(4z+2)$, wherein z is a positive integer or zero (Huckel's rule). The rule applies to
 25 hydrocarbons compounds composed of only sp^2 -hybridized carbon atoms.

The term “pyrrolidinyl” refers to a five-membered aliphatic heterocycle containing four carbon atoms and one nitrogen atom having the molecular formula C_4H_8N .

An “aliphatic” radical is either acyclic or cyclic and is not aromatic.

5 The term “piperidinyl” refers to a six-membered aliphatic heterocycle containing five carbon atoms and one nitrogen atom having the molecular formula $C_5H_{10}N$.

The term “azepanyl” refers to a seven-membered aliphatic heterocycle containing five carbon atoms and one nitrogen atom having the molecular formula $C_6H_{12}N$.

10 The term “morpholinyl” refers to a six-membered aliphatic heterocycle containing four carbon atoms, one nitrogen atom and one oxygen atom having the molecular formula C_4H_8NO .

A “precursor compound” comprises a non-radioactive derivative of a radiolabelled compound, designed so that chemical reaction with a convenient chemical form of the detectable label occurs site-specifically; can be conducted in the minimum number of steps (ideally a single step); and without the need for significant purification (ideally no
15 further purification), to give the desired *in vivo* imaging agent. Such precursor compounds are synthetic and can conveniently be obtained in good chemical purity.

The term “leaving group” generally refers to a moiety suitable for nucleophilic substitution and is a molecular fragment that departs with a pair of electrons in heterolytic bond cleavage. In the present invention, reaction of the precursor compound with [^{18}F]-fluoride
20 results in the nucleophilic displacement of the sulfonate leaving group from the precursor compound.

The term “[^{18}F]-fluoride” refers to the anion $^{18}F^-$.

The term “solid-phase extraction” (SPE) refers to the chemical separation technique that uses the affinity of solutes dissolved or suspended in a liquid (known as the mobile phase)
25 for a solid through which the sample is passed (known as the stationary phase or sorbent) to separate a mixture into desired and undesired components. The result is that either the desired analytes of interest or undesired impurities in the sample are retained on the sorbent.

The portion that passes through the sorbent is collected or discarded, depending on whether it contains the desired analytes or undesired impurities. If the portion retained on the sorbent includes the desired analytes, they can then be removed from the sorbent for collection in an additional step, in which the sorbent is rinsed with an appropriate eluent.

5 The sorbent is typically packed between two porous media layers within an elongate cartridge body to form a “solid-phase extraction (SPE) cartridge” wherein one or more SPE cartridges may be included in a cassette suitable for use with an automated synthesiser. A typical SPE cartridge comprises a syringe barrel made from medical-grade plastic such as polypropylene that is fitted with a luer tip, with frits holding the sorbent within the syringe
10 barrel.

The “sorbent” comprises particles, typically silica-based, to which have been bonded a specific functional group. In the case of the present invention the sorbent suitably comprises particles having a diameter between 10-120µm. The functional groups bonded to the sorbent particles are hydrocarbon chains of variable length. Typical hydrocarbon chain
15 lengths for SPE cartridge sorbents are C2, C8, C18 and C30.

The term “conditioning” refers to the step of rinsing the SPE sorbent with solvent prior to loading the sample (in this case the reaction mixture). For the present invention, the conditioning step typically comprises application of a water-miscible organic solvent followed by water or an aqueous buffer.

20 The term “reaction mixture” refers to the crude product of the reaction between the precursor compound of Formula Ia and the suitable source of [¹⁸F]-fluoride. For example, the reaction mixture is not subjected to any other purification steps such as HPLC prior to loading onto the one or more conditioned SPE cartridges. The purifying step is therefore the entire purification process for the reaction mixture.

25 The term “loading” as it applies to loading the reaction mixture onto the conditioned SPE cartridges simply refers to the application of the reaction mixture to the cartridge, or in the case of more than one cartridge to the first in the series.

The term “purifying” means the process of separating a desired chemical compound from a mixture that comprises the desired chemical compound along with unwanted chemical

compounds. In the context of the present invention the term purifying specifically refers to SPE purifying wherein SPE is as defined above; HPLC is specifically excluded. The aim of purifying is to remove as much as possible of the unwanted chemical compounds and as little as possible of the desired chemical compound so that the desired chemical compound is obtained in as high a proportion of the chemical composition of the purified product as possible. In the specific context of the present invention, the purified product should suitably have a ratio of compounds of Formula Ia:Formula I in the range 20:80 to 0:100. In reality a ratio of 0:100 may not be achievable, therefore ratios of around 10:90 to 1:99 are aimed for, with ratios in the range 5:95 to 1:99 being preferred. Most preferably, other impurities are removed in addition to precursor compound of Formula Ia. As the radiofluorinated compound of Formula I is intended for *in vivo* use as a positron-emission tomography (PET) tracer, it is necessary to remove any impurities that may have a toxic effect on the mammalian body. Also, in order for the radiofluorinated compound of Formula I to bind most effectively to its biological target, it is desirable to remove as much as possible of any impurities that have binding affinity to the same biological target. The purifying step should result in the retention of as much radiofluorinated compound of Formula I as possible; suitably $\geq 75\%$, preferably $\geq 90\%$, and most preferably $\geq 95\%$.

The term “washing” refers to the step of the SPE procedure tailored for the removal of unwanted impurities from the reaction mixture, i.e. in the case of the present invention any chemical compounds in the reaction mixture other than the radiofluorinated compound of Formula I. In particular, it is desired to remove any unreacted compound of Formula Ia.

The term “solvent system” refers either to a single aliquot of solvent of a particular concentration, or to multiple aliquots of solvent having different concentrations. Suitably, said first solvent system comprises multiple aliquots of solvent wherein the concentration of water-miscible organic solvent decreases with each successive aliquot. Suitably, said second solvent system comprises one or more aliquots wherein the concentration of water-miscible solvent is greater than that of any of the aliquots used in the first solvent system. The volume of an aliquot in the context of the present invention can suitably be between 1-50mL, typically between 5-30mL.

The term “water-miscible organic solvent” refers to a solvent other than water that readily

forms a homogenous solution with water at room temperature and at atmospheric pressure.

Examples of suitable water-miscible organic solvents include ethanol, methanol, isopropanol, acetonitrile, dimethylformamide, dimethyl sulfoxide and formic acid. For example, the solvent system could comprise one or more aliquots of 35% aqueous ethanol
5 as well as one or more aliquots of 40% aqueous ethanol and one or more aliquots of 55% aqueous ethanol.

The term “eluting” refers to the step of the SPE procedure designed to remove the compound of interest (the radiofluorinated compound of Formula I) from the SPE cartridge, but to leave behind any impurities not removed by the washing step.

10 R^1 of Formula I is preferably C_{1-3} alkoxy and is most preferably methoxy.

R^2 and R^3 of Formula I are preferably both methyl or both ethyl, and most preferably both ethyl.

Y^1 of Formula I is preferably CH_2-CH_2 .

In Formula I n is preferably 2.

15 R^{1a} of Formula Ia is preferably C_{1-3} alkoxy and is most preferably is methoxy.

R^{2a} and R^{3a} of Formula Ia are preferably both methyl or both ethyl, and most preferably both ethyl.

Y^{1a} of Formula Ia is preferably CH_2-CH_2 .

In Formula Ia, m is preferably 2.

20 LG of Formula Ia is preferably selected from toluenesulfonic acid (tosylate), nitrobenzenesulfonic acid, benzenesulfonic acid, trifluoromethanesulfonic acid (triflate), fluorosulfonic acid, methanesulfonic acid (mesylate) and perfluoroalkylsulfonic acid. In a most preferred embodiment LG is tosylate, triflate or mesylate and is especially preferably mesylate.

25 In an especially preferred radiofluorinated compound of Formula I:

R^1 is C_{1-3} alkoxy and preferably is methoxy;

R^2 and R^3 are either both methyl or both ethyl, and preferably both ethyl;

Y^1 is CH_2-CH_2 ; and

n is 2.

5 In an especially preferred precursor compound of Formula Ia:

R^{1a} is C_{1-3} alkoxy and preferably is methoxy;

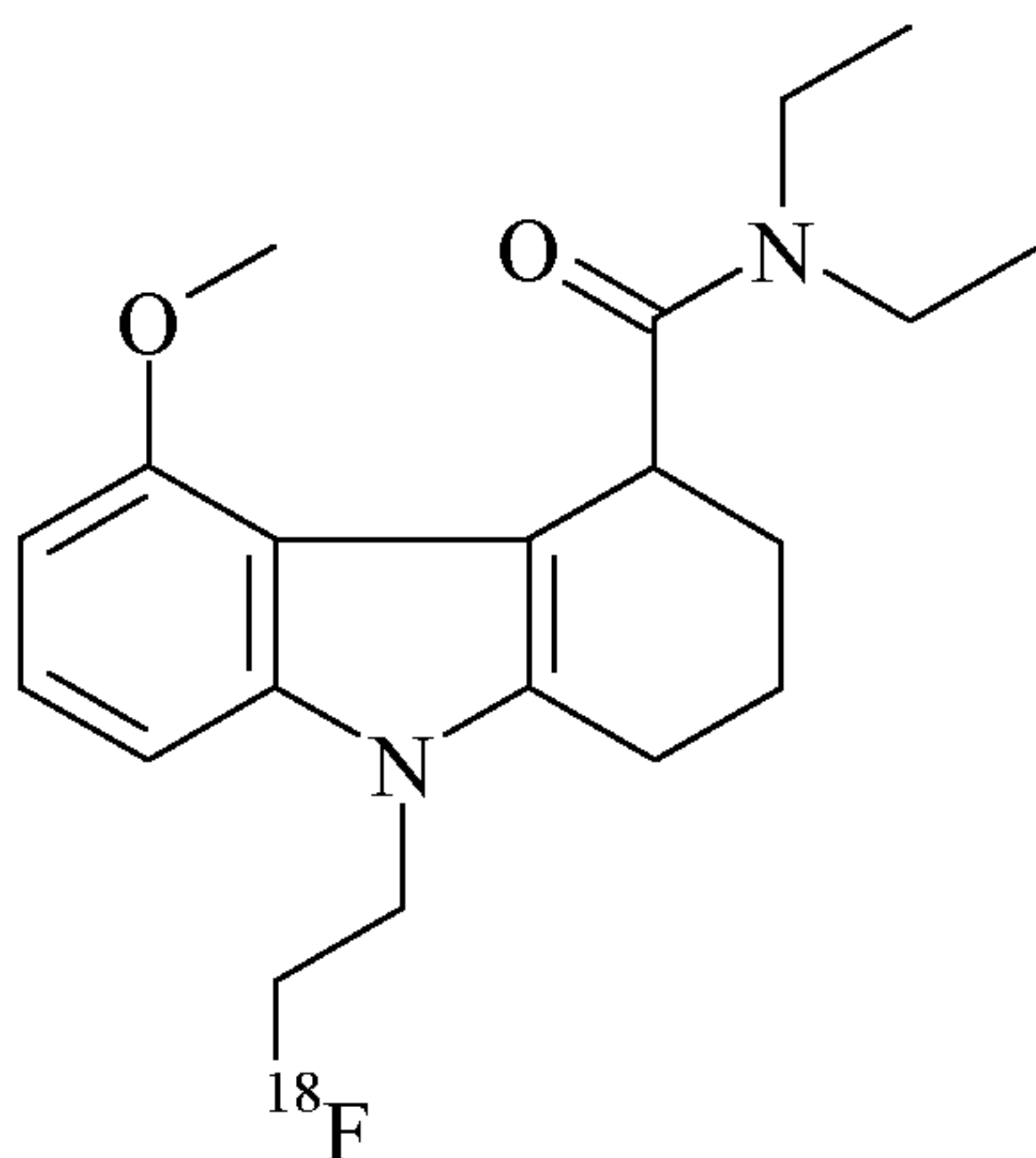
R^{2a} and R^{3a} are either both methyl or both ethyl, and preferably both ethyl;

Y^{1a} is CH_2-CH_2 ;

m is 2; and,

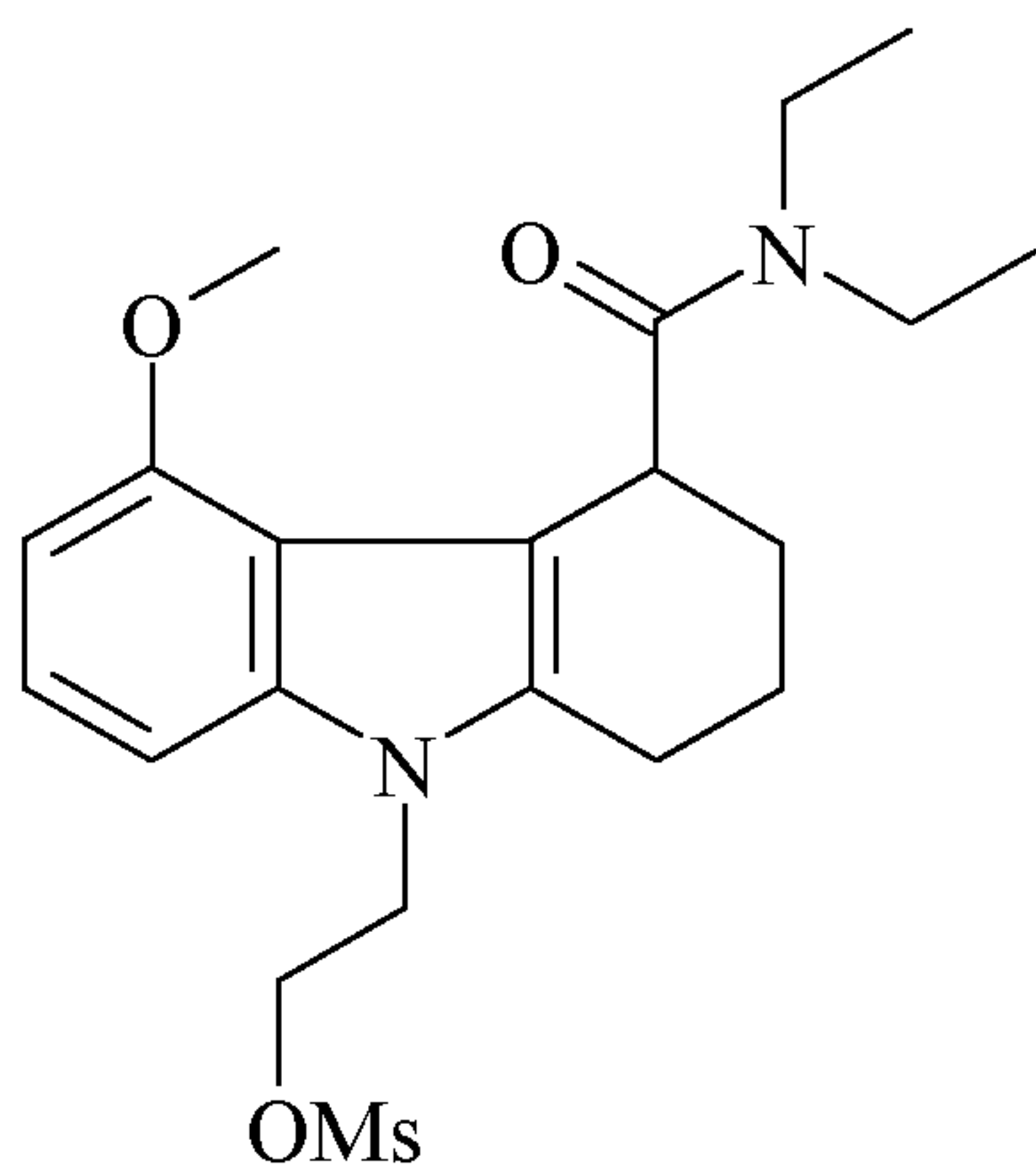
10 LG is selected from toluenesulfonic acid (tosylate), nitrobenzenesulfonic acid, benzenesulfonic acid, trifluoromethanesulfonic acid (triflate), fluorosulfonic acid, methanesulfonic acid (mesylate) and perfluoroalkylsulfonic acid; preferably tosylate, triflate or mesylate and most preferably mesylate.

Said radiofluorinated compound of Formula I is preferably Compound 1:



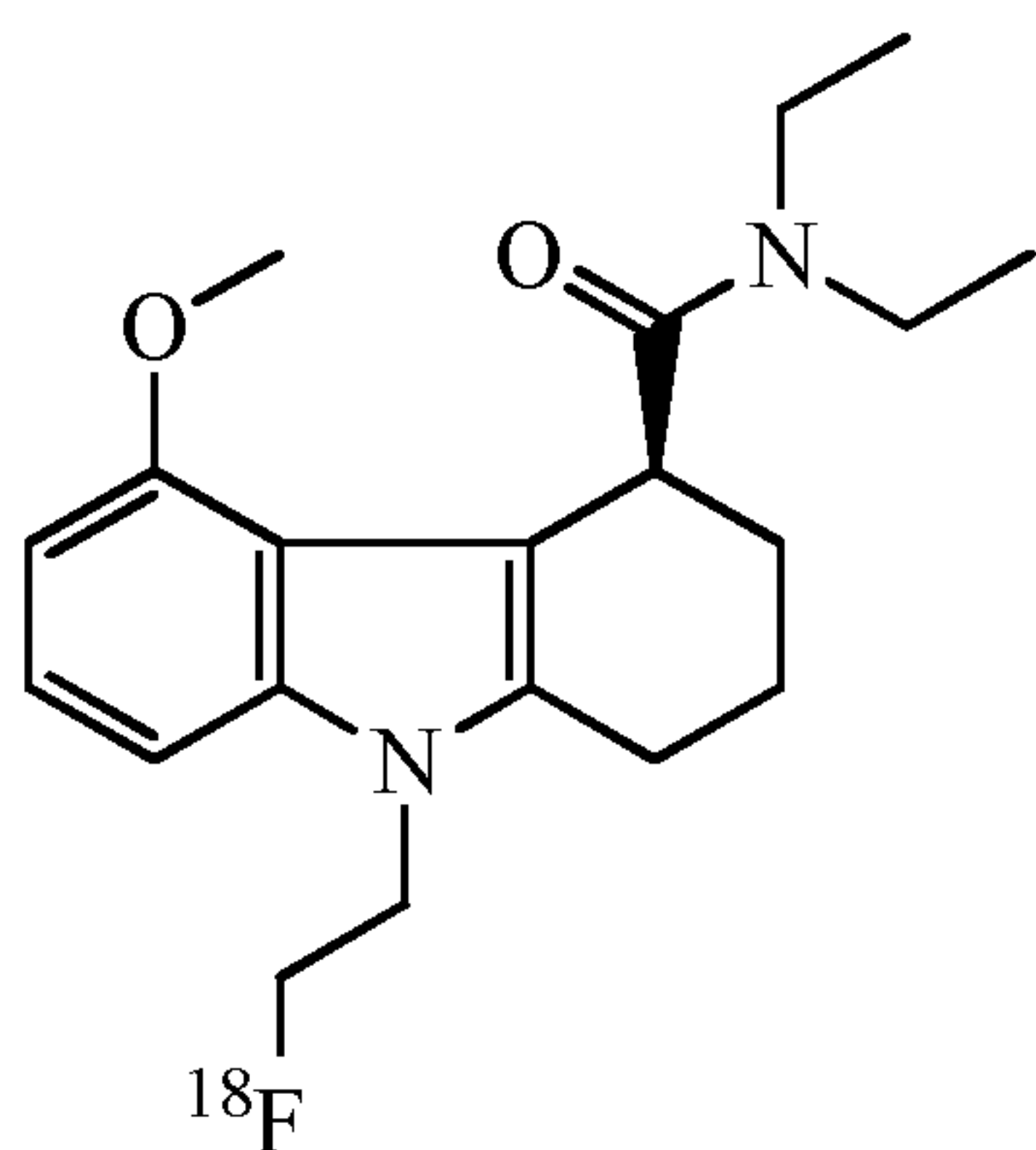
15

and said precursor compound of Formula Ia is preferably Compound 1a:

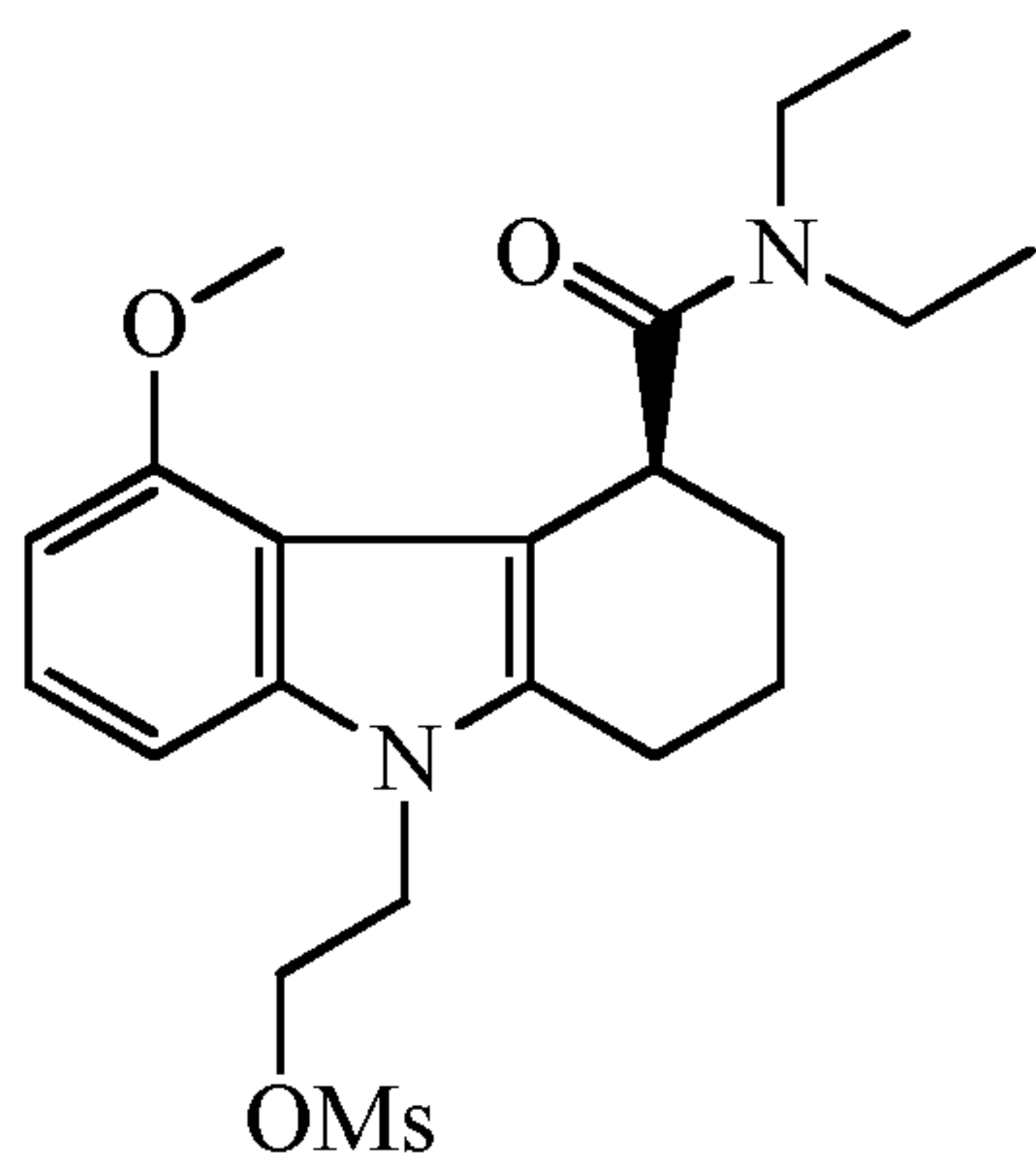


wherein OMs is mesylate.

The compounds of Formula I and Formula Ia have a chiral centre and been illustrated above as their racemates. In a particularly preferred embodiment, the compounds of
 5 Formula I and Formula Ia are provided in an enantiomerically pure form, preferably the S-enantiomer. The S-enantiomer of Compound I is as follows:



and the S-enantiomer of Compound Ia is as follows:



A preferred particle diameter distribution for the sorbent of said one or more SPE cartridges is between 35-120 μ m, more preferably between 35-60 μ m and most especially preferably between 35-55 μ m. Preferably, within this size distribution, the sorbent of the one or more SPE cartridges includes at least some particles having a diameter of
5 between 35-40 μ m, with more preferred sorbents comprising a greater proportion of particles having a diameter between 35-40 μ m. Furthermore, it is preferred that the bonded hydrocarbons of said sorbent have a chain length of C18 or C30. It is also preferred that said one or more SPE cartridges used in step (iii) of the purifying step comprise between 300mg and 3.0g of sorbent, and most preferably between 1.5-2.0g of
10 sorbent. The amount of sorbent can generally be provided as 1-3 SPE cartridges, typically two SPE cartridges. For example, in a particularly preferred embodiment, 2 SPE cartridges having 900mg of sorbent each are provided. Non-limiting examples of commercially-available SPE cartridges that are suitable for use in the purifying step of the method of the invention include e.g. Waters tC18 Sep Pak Plus 900mg, Waters C18
15 Sep Pak Plus 360mg, Varian Bond Elute 500mg, Macherey Nagel C18 ec 530mg, Princeton C30 950mg. Preferred of these commercially-available SPE cartridges are the Waters tC18 Sep Pak Plus 900mg, Varian Bond Elute 500mg and Princeton C30 950mg, with the Waters tC18 Sep Pak Plus 900mg being most preferred.

The preferred embodiments of the SPE cartridges as described in the previous paragraph
20 are particularly preferred where the method of the invention relates to obtaining Compound 1 by radiofluorination of Compound 1a.

Preferably, in the purifying step of the method of the invention, said water-miscible organic solvent of said first and second water-miscible organic solvent systems is selected from ethanol (EtOH), acetonitrile (MeCN), methanol and isopropanol. Preferably, the first
25 solvent system comprises one or more aliquots having water:water-miscible organic solvent in a ratio of between 65:35-60:40, i.e. 35-40% aqueous water-miscible organic solvent, wherein each successive aliquot used in the first solvent system has a lower concentration of water-miscible organic solvent, e.g. a first aliquot of 40% aqueous water-miscible organic solvent followed by a second aliquot of 35% aqueous water-miscible organic solvent.
30 Preferably, the volume of said first aliquot is greater than that of said second aliquot, e.g.

said first aliquot is 20-30mL and said second aliquot is 5-15mL. Preferably, said second solvent system comprises one or more aliquots of aqueous water-miscible organic solvent each having water: water-miscible organic solvent in a ratio of between 60:40 to 0:100, i.e. 40-100% aqueous water-miscible organic solvent. Most preferably, said second solvent system comprises one or more aliquots wherein the concentration of water-miscible organic solvent is greater than that of any of the aliquots in the first solvent system. For example, said second solvent system preferably comprises one or more aliquots having a concentration of water-miscible organic solvent in the range 50-80%, most preferably 50-70% and most especially preferably 50-60%. Said first and second solvent systems may also comprise an aliquot of water as a final aliquot. The most preferred water-miscible organic solvent for said first and second water-miscible organic solvent systems is EtOH. Most preferably when EtOH is said water-miscible organic solvent, in said first solvent system a first aliquot is 40% aqueous water-miscible organic solvent and a second aliquot is 35% aqueous water-miscible organic solvent, optionally followed by a third aliquot of water; and, in said second solvent system a first aliquot is 50-60% aqueous EtOH, optionally followed by subsequent aliquots having EtOH concentration greater than said first aliquot.

Non-limiting examples of particularly preferred solvent systems for use in the purifying step of the method of the invention are tabulated below (% values are % water-miscible organic solvent in water, where said organic solvent is preferably EtOH):

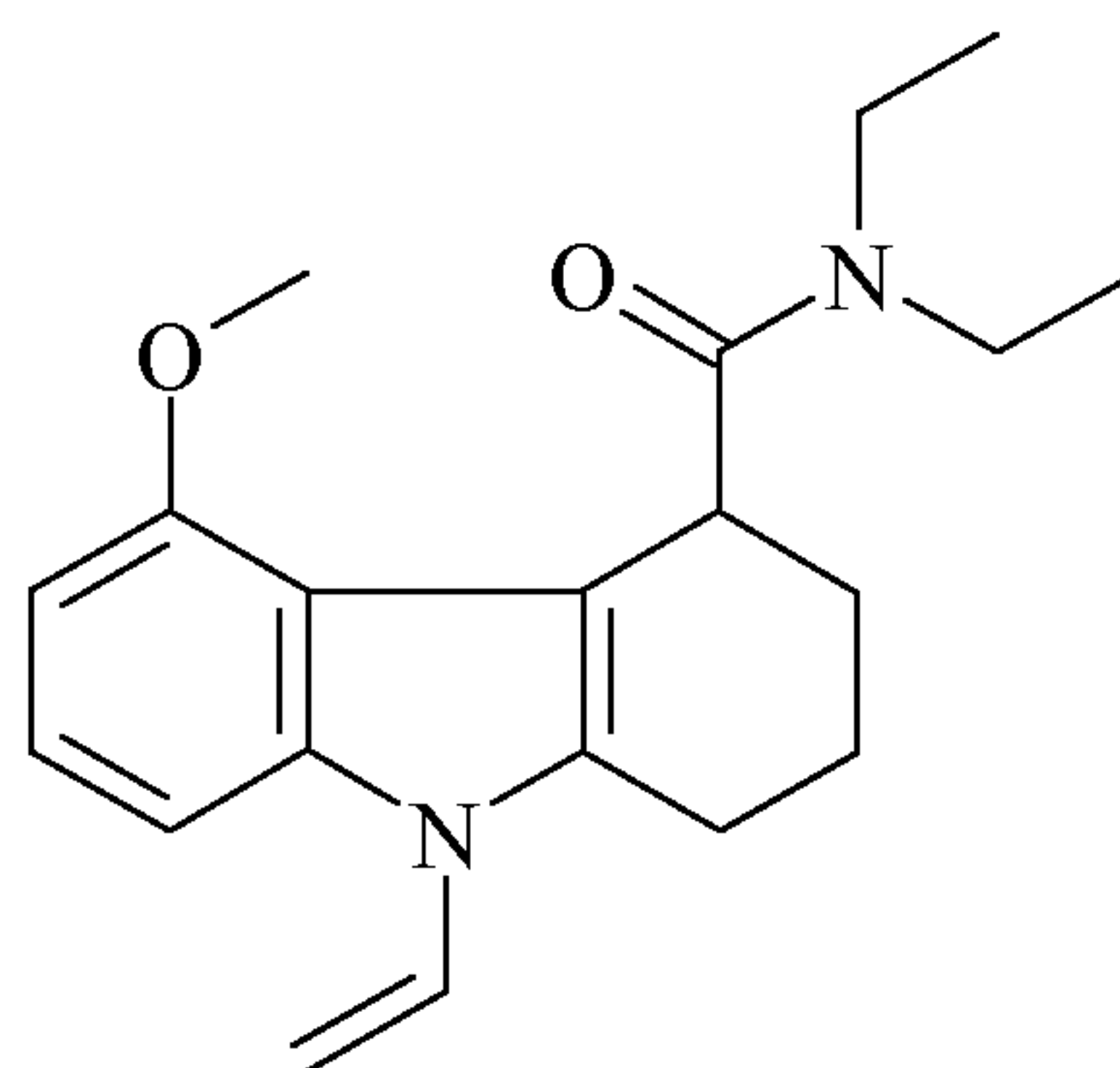
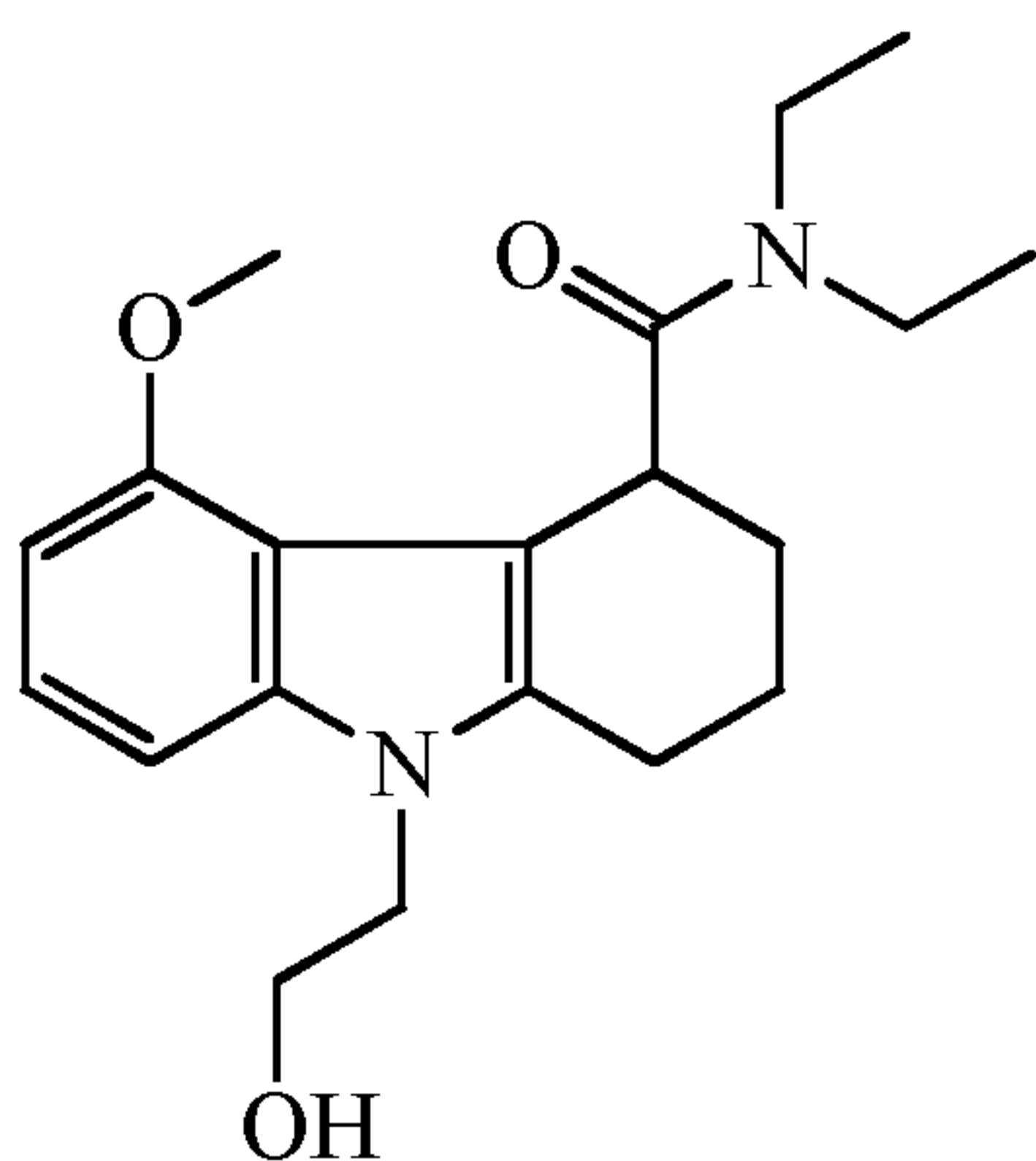
<i>Solvent System</i>	<i>Aliquot #</i>		
First	1	27mL 40%	22mL 40%
	2	10mL 35%	10mL 35%
	3	5mL H ₂ O	-
Second	1	3mL 50%	3.5mL 55%
	2	3mL 65%	3.5mL H ₂ O
	3	3mL 100%	-

20

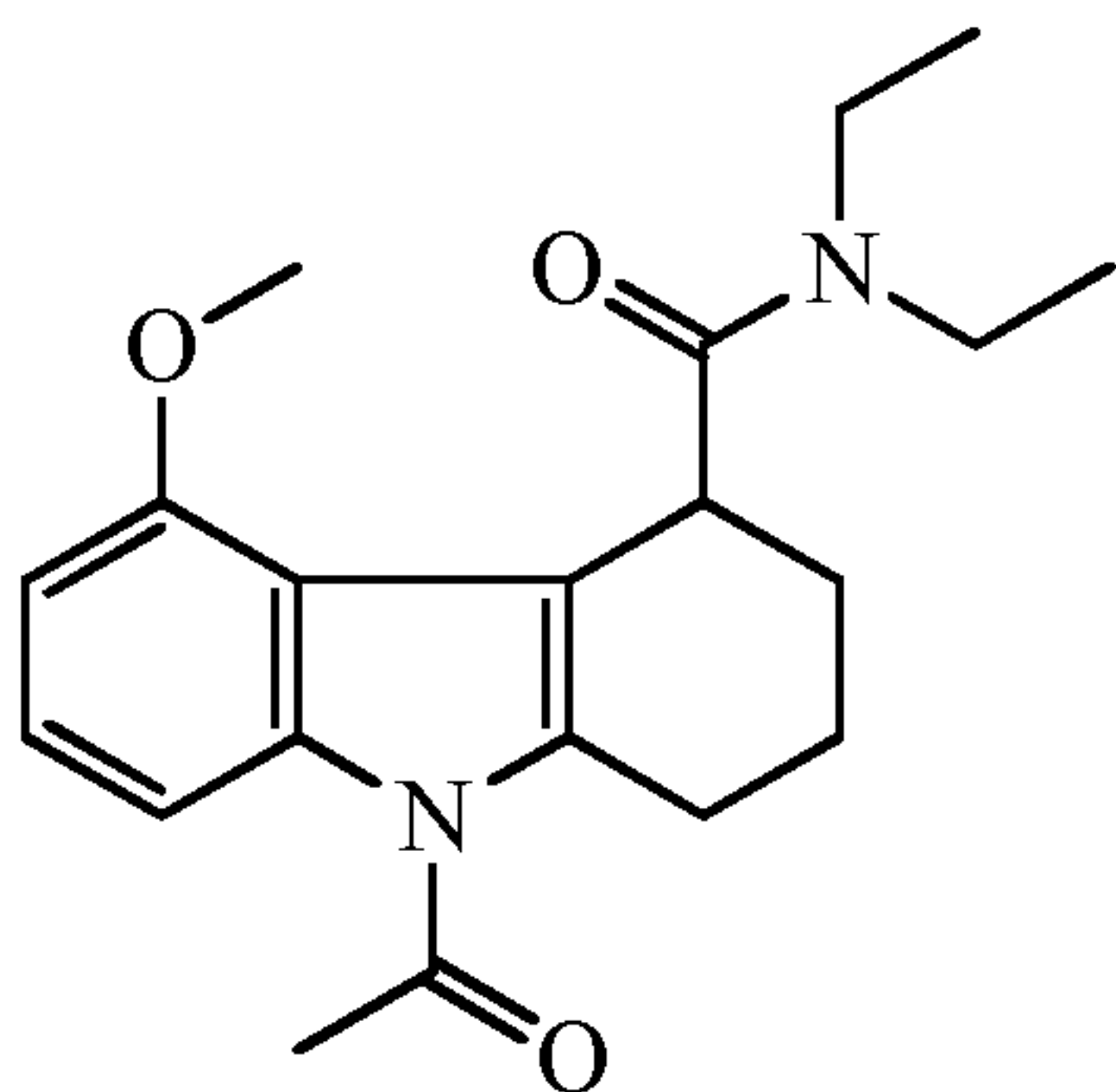
The preferred embodiments described in the above paragraph relating to solvent systems are

particularly preferred where the method of the invention relates to obtaining Compound 1 by radiofluorination of Compound 1a, and in particular the S-enantiomers thereof.

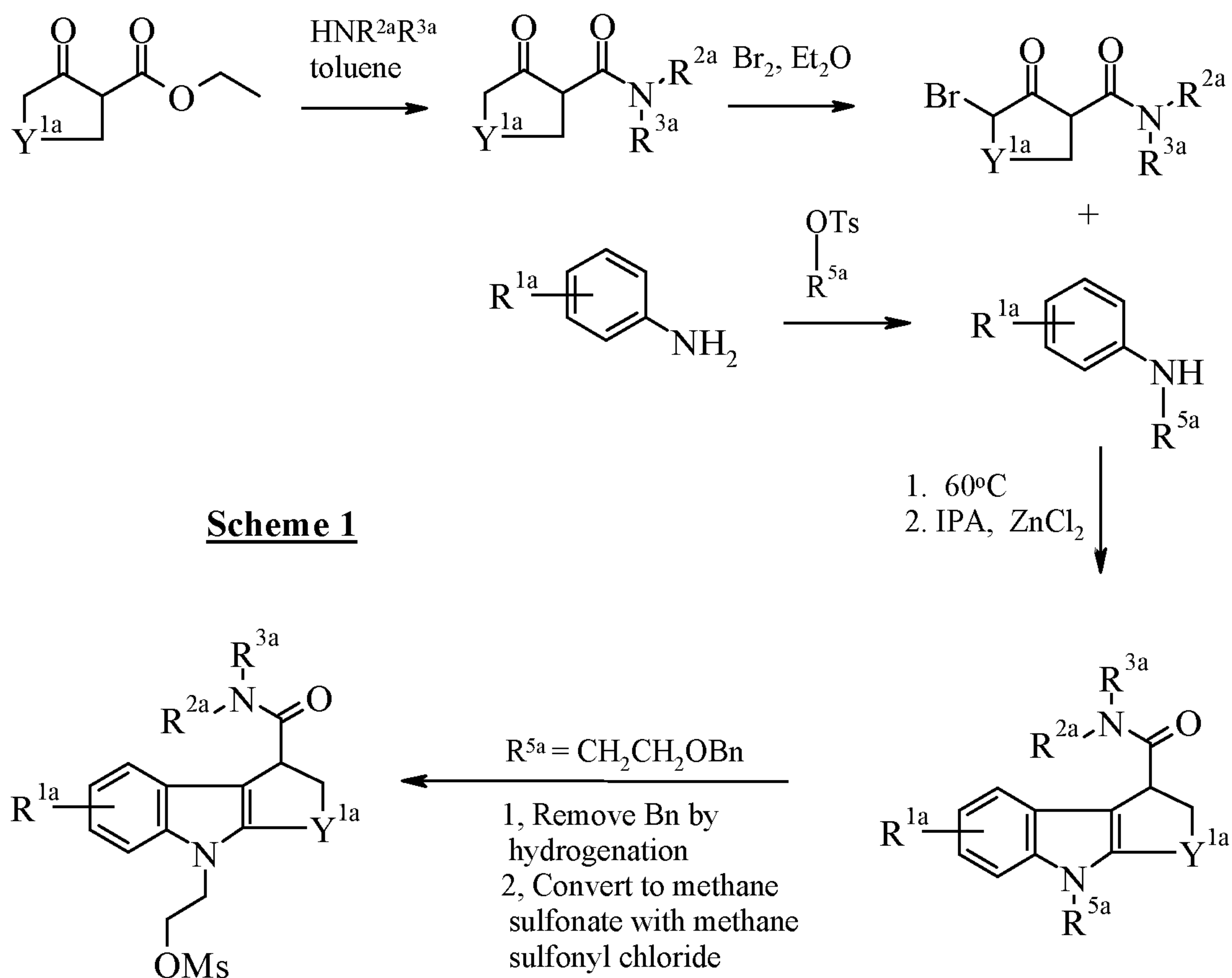
The method of the invention primarily aims to remove as much unreacted precursor compound of Formula Ia from the reaction mixture as possible. In preferred
5 embodiments, the method of the invention also removes additional impurities. Notably, where the method of the invention relates to obtaining Compound 1 by radiofluorination of Compound 1a, the experimental examples demonstrated that the method of the invention removes 90-98% of the precursor compound and 85-90% of a hydroxy impurity and only traces of a vinyl impurity are left. The hydroxy and vinyl impurities
10 are, respectively, as follows:



A further notable impurity is the acetyl impurity, which has the following structure:

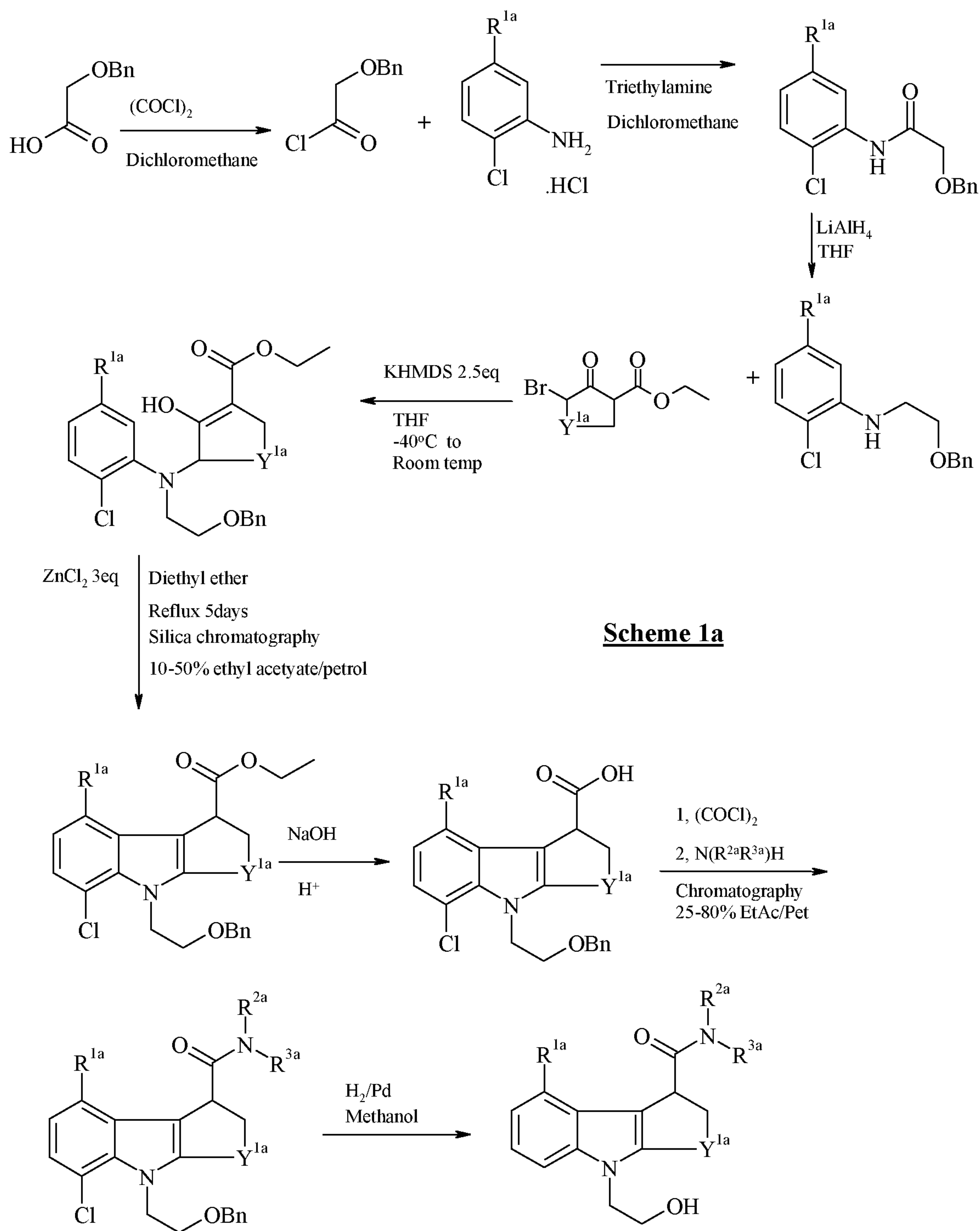


Methods suitable for the preparation of precursor compound of Formula Ia are described in
15 detail in WO 2010/109007. For example, a precursor compound wherein LG is mesylate can be prepared from commercially-available starting materials according to the general method illustrated in Scheme 1 below:



In Scheme 1 above and in Scheme 1a below, the variables R^{1a-3a} and Y^{1a} are as suitably and preferably provided herein in respect of Formula Ia. R^{5a} in Scheme 1 represents $\text{CH}_2\text{CH}_2\text{OBn}$ wherein Bn is benzyl, Et is ethyl, OTs represents a tosylate leaving group, IPA stands for isopropyl alcohol, and OMs represents a mesylate leaving group.

Alternatively, where R^{1a} of the precursor compound of Formula Ia is at the top position on the ring, the general synthetic route illustrated in Scheme 1a below can be used:



In Scheme 1a, Bn is benzyl, THF is tetrahydrofuran, KHMDS is potassium hexamethyldisilazane, eq stands for equivalent(s), and EtAc is ethyl acetate. The resultant hydroxyl compound can be readily converted into a precursor compound of Formula Ia, e.g. by reaction with methane sulfonyl chloride for addition of a methane sulfonate leaving group.

[¹⁸F]-fluoride is normally obtained as an aqueous solution from the nuclear reaction ¹⁸O(p,n)¹⁸F. In order to increase the reactivity of fluoride and to avoid hydroxylated by-products resulting from the presence of water, water is typically removed from [¹⁸F]-fluoride prior to the reaction, and fluorination reactions are carried out using anhydrous reaction solvents (Aigbirhio *et al* 1995 J Fluor Chem; 70: 279-87). The removal of water from [¹⁸F]-fluoride is referred to as making “naked” [¹⁸F]-fluoride. A further step that is used to improve the reactivity of [¹⁸F]-fluoride for radiofluorination reactions is to add a cationic counterion prior to the removal of water. Suitably, the counterion should possess sufficient solubility within the anhydrous reaction solvent to maintain the solubility of the [¹⁸F]-fluoride. Therefore, counterions that are typically used include large but soft metal ions such as rubidium or caesium, potassium complexed with a cryptand such as KryptofixTM, or tetraalkylammonium salts, wherein potassium complexed with a cryptand such as KryptofixTM, or tetraalkylammonium salts are preferred. [¹⁸F]-fluoride that has been made reactive according to these steps is what is meant in the context of the present invention as a “suitable source of [¹⁸F]-fluoride”.

[¹⁸F]-radiotracers in particular are now often conveniently prepared on an automated radiosynthesis apparatus. There are several commercially-available examples of such apparatus, including TracerlabTM and FASTlabTM (GE Healthcare Ltd). Such apparatus commonly comprises a “cassette”, often disposable, in which the radiochemistry is performed, which is fitted to the apparatus in order to perform a radiosynthesis. The cassette normally includes fluid pathways, a reaction vessel, and ports for receiving reagent vials as well as any solid-phase extraction cartridges used in post-radiosynthetic clean up steps. In a preferred embodiment therefore, the method of the invention is automated.

Additionally, in a further aspect, the present invention provides a cassette for carrying out the method of the invention on an automated synthesis apparatus, wherein said cassette comprises:

- (i) a vessel containing a precursor compound of Formula Ia as defined herein for the method of the invention;
- (ii) means for eluting the vessel with a suitable source of [¹⁸F]-fluoride; and,

- (iii) one or more SPE cartridges as defined herein for the method of the invention.

All the suitable, preferred, most preferred, especially preferred and most especially preferred embodiments of the precursor compound of Formula Ia, [^{18}F]-fluoride and the SPE
5 cartridges that are presented herein in respect of the method of the invention also apply to the cassette of the invention.

The cassette of the invention may furthermore comprise:

- (iv) an ion-exchange cartridge for removal of excess [^{18}F]-fluoride.

The invention is now illustrated by the following non-limiting examples:

10 **Brief Description of the Examples**

Example 1 describes the preparation of spiked samples for SPE screening experiments.

Example 2 describes the SPE screening experiments.

Example 3 describes preparation of decayed FASTLab crude samples for SPE purification experiments.

15 Example 4 describes the SPE purification of Crude 1.

Example 5 describes the SPE purification of Crude 2.

Example 6 describes the SPE purification of Crude 3.

Example 7 describes the SPE purification of Crudes 4 & 5.

Example 8 describes the SPE purification of Crude 6.

20 Example 9 describes a number of FASTLab runs that were carried out including SPE purification on the FASTLab cassette.

List of Abbreviations used in the Examples

	aq	aqueous
	DAD	diode array detector
	ESI	electrospray ionisation
5	EtOH	ethanol
	HPLC	high performance liquid chromatography
	LC-MS	liquid chromatography mass spectrometry
	MeCN	acetonitrile
	MS	mass spectrometry
10	SPE	solid phase extraction
	UV	ultraviolet

Examples**Example 1: Preparation of Spiked Samples for SPE Screening Experiments**

Non-radioactive Compound 1 and Compound 1a were prepared in accordance with the
15 methods described in Examples 2 and 1, respectively, of WO 2010/109007.

To prepare each spiked sample, 1mg of Compound 1a was weighed in and dissolved in
1mL of MeCN. Then 100µl of Compound 1 stock solution (1mg/mL in 50:50
H₂O:MeCN) was added. The sample was then diluted with 1mL of water before use in
the experiments described in Example 2 below.

20 **Example 2: SPE Screening Experiments**

Samples containing ~25µg of Compound 1 (a compound of Formula I) and 1mg of

Compound 1a (a compound of Formula Ia) were prepared.

2mL of sample in 50% aq MeCN was used in each experiment. Before application of sample, the cartridge(s) were activated using 3mL EtOH, equilibrated using 10mL water, and dried by application of a vacuum. Following the washing steps, the
5 cartridge(s) were dried by application of a vacuum, then eluted using 3mL EtOH and dried again by application of a vacuum.

Analysis of the various fractions was carried out by HPLC with an Agilent 1100 Series, OSLC016 with UV detection at 230nm, 270nm, DAD detection and MS detection. The column used was a Zorbax Stable Bond C18 1.8 μ m 4.6 x 50 mm and the mobile phases
10 were A: 0.1% HCOOH in water, B: 0.1 % HCOOH in 80% MeCN. The flow rate was 1 mL/min and the column oven was set to 40°C. The following gradient was used:

Time	%B
0	40
0.30	40
5.50	70
6.30	90
9.20	90
9.30	40
12.00	40

Amounts of Compound 1 and Compound 1a were estimated based on standard curves generated for Compound 1.

Analysis was also carried out by LC-MS using an Agilent single TOF (LC-UV/MS) in
15 ESI+ ionization mode and a fragmentor voltage of 70V. Detection was carried out by UV at 230nm, 270nm, DAD detection and MS detection. The column was a Zorbax Stable Bond C18 1.8 μ m 4.6 x 50 mm and the mobile phases were A: 0.1% HCOOH in water, B: 0.1 % HCOOH in 80% MeCN. The flow rate was 1.5 mL/min and the column oven was set to 40°C. The following gradient was used:

20

Time	%B
0	40
0.30	40
5.50	70

6.30	90
9.20	90
9.30	40
12.00	40

The table below summarises the experiments carried out and the results obtained:

Cartridge(s)	Washes	Precursor:Product	% Recovery of Product
2 x tC18- Sep Pak Plus, 900mg (Waters)	27 mL 40%, 10mL 35% aq EtOH, 5 mL H ₂ O, 3 mL 50% aq EtOH	1:99	95
1 x Bond Elute, 500 mg (Varian)	4 x 5mL 40% aq EtOH 3 x 5mL 35% aq EtOH	6:94	93
2 x C18 ec, 530 mg (Macherey-Nagel)	6 x 5mL 40% aq EtOH	1:99	75
2 x C30, 950mg (Princeton)	30mL 40% aq EtOH 20mL 35% aq EtOH	17:83	97

Example 3: Preparation of FASTLab Crude Samples for SPE Purification

Experiments

- 5 Generally for the preparation of each FASTLab crude sample, a FASTLab cassette was assembled with an eluent vial, a QMA cartridge (preconditioned, Waters), a precursor vial and an MeCN vial. The FASTLab samples were prepared by carrying out the FASTLab process up to and including the labelling step, followed by transfer of the crude (approximately 1.3mL MeCN) to a vial for storage in until analysis. For the non-
10 radioactive runs, the labelling step was carried out without any fluoride. More detail in respect of each sample is now provided.

Crude 1

- 120.6MBq of [¹⁸F]fluoride obtained from a GE PETrace cyclotron was made up to 1.5mL with water, introduced into the FASTLab synthesiser (GE Healthcare), and
15 trapped on the QMA cartridge. 825μL eluent solution (KHCO₃+ kryptofix in

MeCN/water (80/20, v/v)) was used to elute the [^{18}F]fluoride off the QMA cartridge into the reaction vessel. The material in the reaction vessel was then dried at 120°C for 10 minutes followed by transfer of 4.0mg of Compound 1a dissolved in 1.6mL MeCN to the reaction vessel. Labelling was carried out at 100°C for 15 minutes. The contents of
5 the reaction vessel following labelling (in 1.3 mL MeCN) were transferred to a vial and allowed to decay at room temperature for 1 day prior to storage in the freezer until analysis.

500µL decayed crude in 500µL MeCN was spiked with 40µL 1.1mg/mL Compound 1 and then diluted with 1mL water; 2mL of this was used in the experiment described in
10 Example 4.

Crudes 2 & 3

The process as described for Crude 1 was carried out except that (i) instead of trapping ^{18}F -fluoride on the QMA cartridge, 1.5mL water was passed through the QMA cartridge, (ii) 1200µL of eluent solution was used rather than 825µL eluent solution, (iii)
15 drying was at 100°C for 20 minutes, and (iv) 3.2mg of Compound 1a in 1.6mL MeCN was transferred to the reaction vessel for the labelling reaction step.

Samples were prepared for 2 experiments. For each sample, 500µL crude (in MeCN) was spiked with 20µL Compound 1 solution (1.24mg/mL in 50:50 H₂O:MeCN) and then diluted with 1mL water. 2mL of each solution was loaded onto the SPE column
20 for the experiments described in Examples 5 and 6.

Crude 4

The process as described for the preparation of Crudes 2 and 3 was carried out except that 3.1mg of Compound 1a in 1.6mL MeCN was used for the labelling reaction step.

500µL crude (in MeCN) was spiked with 20µL Compound 1 solution (1.24mg/mL in
25 50:50 H₂O:MeCN) and then diluted with 1mL water. 2mL of this solution was loaded onto the SPE column for the experiment described in Example 7.

Crude 5

The process as described for the preparation of Crudes 2 and 3 was carried out except that 4.8mg of Compound 1a in 1.6mL MeCN was used for the labelling reaction step.

500µL crude (in MeCN) was spiked with 20µL Compound 1 solution (1.24mg/mL in 50:50 H₂O:MeCN) and then diluted with 1mL water. 2mL of this solution was loaded
5 onto the SPE column for the experiment described in Example 7.

Crude 6

The process as described for the preparation of Crudes 2 and 3 was carried out except that 3.5mg of Compound 1a in 1.6mL MeCN was used for the labelling reaction step.

500µL crude (in MeCN) was spiked with 20µL Compound 1 solution (1.24mg/mL in 50:50 H₂O:MeCN) and then diluted with 1mL water. 2mL of this solution was loaded
10 onto the SPE column for the experiment described in Example 8.

The table below details the amounts in µg of the main components in the FASTLab crude samples prepared according to this example as applied to the SPE cartridges in Examples 4-8:

Crude #	Hydroxy	Compound 1a	Compound 1	Vinyl
1 (before spiking)	32.0	500.0	0.8	39.0
2	47.0	354.0	21.0	50.0
3	45.0	347.0	20.0	49.0
4	151.0	877.0	22.0	123.0
5	186.0	1648	23.0	188
6	89.0	1397	1.4	102.2

15

Example 4: SPE Purification of Crude 1

2 x 900mg Waters tC18 SPE cartridges were used in series. The cartridges were activated with 3mL EtOH, equilibrated with 10mL water and dried by application of a vacuum. Then, 2mL Crude 1 (prepared as described in Example 3) was applied to the
20 cartridges. The cartridges were washed firstly with 27mL 40% aq EtOH, then 10mL

35% aq EtOH, and then 5mL water. The cartridges were then dried by application of a vacuum, followed by elution using 3mL EtOH and a further drying step.

Analysis of the various fractions was carried out by HPLC as described in Example 2 above.

- 5 The table below details the amounts of each component in μg coming off the cartridges following each step:

Wash	Hydroxy	Compound 1a	Compound 1	Vinyl
27mL 40% aq EtOH	26	777	0	0
5mL 35% aq EtOH	17	147	0	0
2.5mL 35% aq EtOH	7	24	0	0
2.5mL 35% aq EtOH	7	12	0	0
5mL water	3	4	0	0
3mL EtOH	31	7	60	96

- Approximately 80% of Compound 1a and 30% of the hydroxy are removed during the wash with 27mL 40% aq EtOH. Another 20% of Compound 1a and 30% of the hydroxy are removed during the wash with 35% EtOH (total of 10mL). Only small amounts of Compound 1a and hydroxy are removed during the wash with 5mL water. Left in the eluate is hydroxy/Compound 1a/Compound 1/vinyl to a ratio 18/3/36/43. As expected, no vinyl is removed as it elutes later than Compound 1.

Example 5: SPE Purification of Crude 2

- 15 The method as described in Example 4 was used for 2mL of Crude 2 (prepared as described in Example 3) except that elution was carried out using 3mL of 50% aq EtOH, 3mL of 60% aq EtOH, 3mL 70% aq EtOH and 3mL of 80% aq EtOH were used.

The table below details the amounts of each component in μg coming off the cartridges following each step:

Wash	Hydroxy	Compound 1a	Compound 1	Vinyl
27mL 40% aq EtOH	5	261	0	0

10mL 35% aq EtOH	15	74	0	0
5mL water	1	2	0	0
3mL 50% aq EtOH	14	2	1	0
3mL 60% aq EtOH	4	1	22	0
3mL 70% aq EtOH	0	1	0	41
3mL 80% aq EtOH	0	1	0	6

Compound 1 eluted mainly during the 3mL of 60% aq EtOH, but some Compound 1 was also observed in the 3mL of 50% aq EtOH and 3mL 70% aq EtOH. 85% of the vinyl eluted during the 3mL of 70% aq EtOH and the last 15% during 3mL of the 80% aq EtOH. The wash with 50% aq EtOH before elution and after the wash with 5mL water was shown to be effective for the removal of the hydroxy.

Example 6: SPE Purification of Crude 3

The method as described in Example 5 was used to purify 2mL of Crude 3 (prepared as described in Example 3) except that the 3mL 50% aq EtOH step was changed to a 3mL 40% aq EtOH step, and followed by 3mL of 65% aq EtOH and 3mL of 100% EtOH.

The table below details the amounts of each component in μg coming off the cartridges following each step:

Wash	Hydroxy	Compound 1a	Compound 1	Vinyl
27mL 40% aq EtOH	5	261	0	0
10mL 35% aq EtOH	15	74	0	0
5mL water	1	2	0	0
3mL 40% aq EtOH	14	2	1	0
3mL 65% aq EtOH	4	1	22	0
3mL 100% aq EtOH	0	1	0	41

The removal of hydroxy decreases as compared to the method described in Example 5, but less loss of Compound 1 was observed. Compound 1 mainly eluted in the 3mL of 65% aq EtOH wash.

Example 7: SPE Purification of Crudes 4 & 5

Crudes 4 and 5 were purified using the method as described in Example 4, except that the 3mL EtOH step was replaced with 3mL 50% aq EtOH, then 3mL 65% EtOH, and then 3mL 100% EtOH, with each of these steps followed by drying by application of a vacuum.

The table below details the amounts of each component in μg coming off the cartridges following each step in respect of Crude 4:

Wash	Hydroxy	Compound 1a	Compound 1	Vinyl
27mL 40% aq EtOH	16	688	0	0
10mL 35% aq EtOH	58	274	0	0
5mL water	8	6	0	0
3mL 50% aq EtOH	61	7	<1	0
3mL 65% aq EtOH	21	1	25	<1
3mL 100% EtOH	0	0	<1	197

The table below details the amounts of each component in μg coming off the cartridges following each step in respect of Crude 5:

Wash	Hydroxy	Compound 1a	Compound 1	Vinyl
27mL 40% aq EtOH	18	1054	0	0
10mL 35% aq EtOH	60	450	0	0
5mL water	8	164	0	0
3mL 50% aq EtOH	62	13	<1	0
3mL 65% aq EtOH	22	<1	24	<1
3mL 100% aq EtOH	0	0	<1	155

The experiments for Crude 4 and Crude 5 showed similar trends. After the wash with 27mL of 40% aq EtOH approximately 60-70% of Compound 1a was removed together with approximately 10% of the hydroxy impurity. The 10mL wash with 35% aq EtOH

removed nearly the rest of Compound 1a. A total of 90% was removed for Crude 5 (the total amount Compound 1a in the injected sample was 1.7 mg) and 98% Crude 4 (the total amount of Compound 1a in the injected sample was 0.9mg). A total of 40-50% of the hydroxy was removed after this wash. 5mL water washed out further amounts of both hydroxy and Compound 1a. The wash with 3mL of 50% aq EtOH removed another 35% of the hydroxy and small amounts of Compound 1a. The 3mL of 65% aq EtOH, contained 50/50 Compound 1/hydroxy and traces of Compound 1a and vinyl. This means that approximately 85-90% of the hydroxy was removed during the procedure. The vinyl impurity is mainly trapped on the cartridge and eluted out with 100% EtOH.

Crude 5 contains almost double μg s of Compound 1a compared to Crude 4, but the results are comparable. The method was able to remove nearly all Compound 1a in both crudes.

Example 8: SPE Purification of Crude 6

An experiment was performed to examine the composition in the eluate when the sample injected was not spiked with product. SPE purification was performed on Crude 6 (prepared as described in Example 3) with the method as described in Example 7 for the purification of Crudes 4 and 5.

The table below details the amounts of each component in μg coming off the cartridges following each step:

Wash	Hydroxy	Compound 1a	Compound 1	Vinyl
27mL 40% aq EtOH	<0.115	618.0	0	0
10mL 35% aq EtOH	17.7	421.1	0	0
5mL water	2.3	9.0	0	0
3mL 50% aq EtOH	34.8	21.9	0.2	0
3mL 65% aq EtOH	16.0	1.1	0.7	0
3mL 100% aq EtOH	0	0	0	82.5

The table shows that the composition (based on estimated amounts [μg]) of the eluate is

hydroxyl/precursor/product/vinyl = 90/6/4/0. The ratio given in the table is based on the area under the peak at 230nm. The lowest values included in the standard curve were 0.115µg.

Example 9: FASTlab Runs

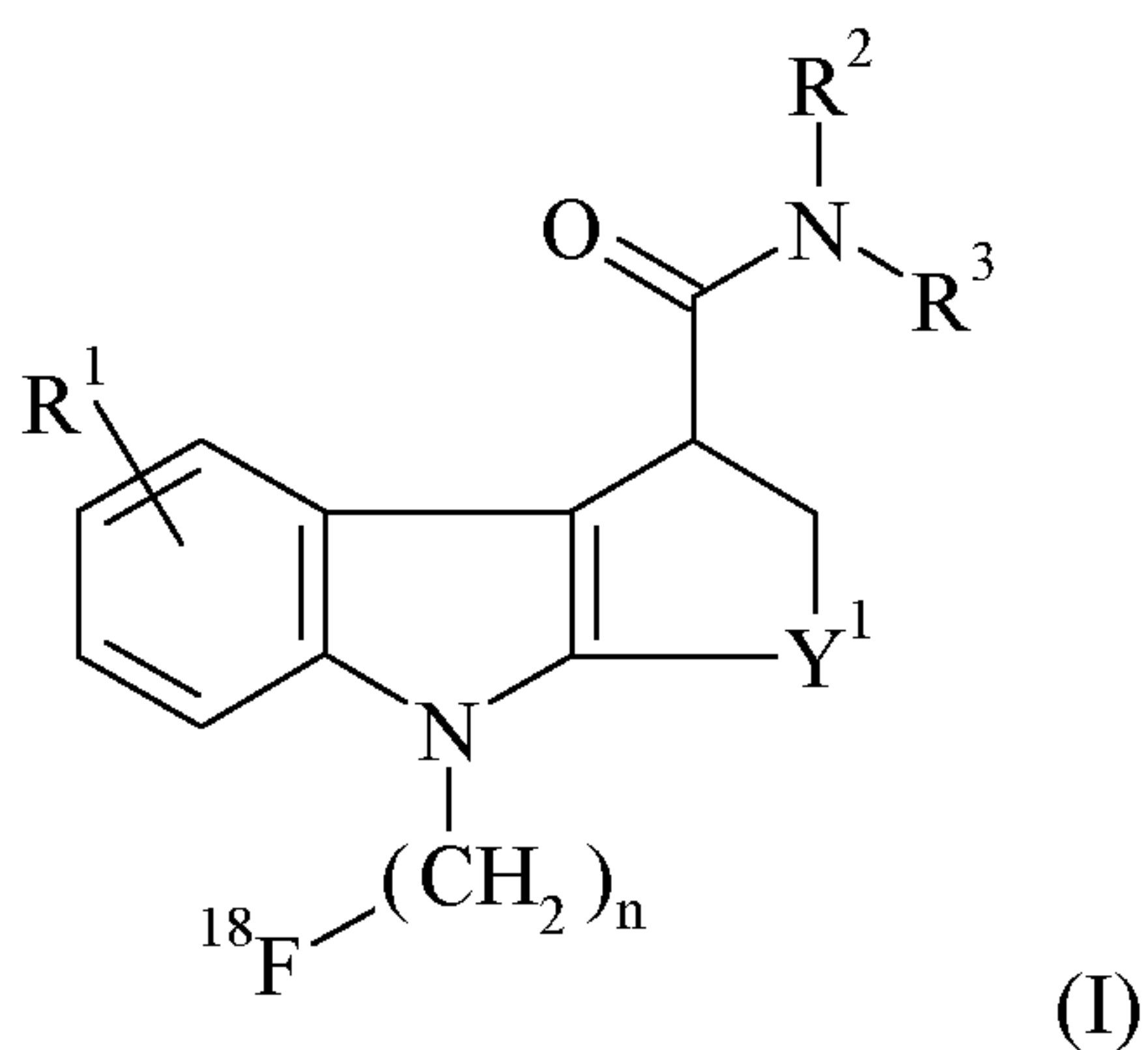
- 5 A FASTlab process was carried out for the production of a number of batches of the S-enantiomer of Compound 1. Up to 80GBq of [¹⁸F]fluoride obtained from a GE PETrace cyclotron (from H₂¹⁸O) was introduced into the FASTLab synthesiser (GE Healthcare), and trapped on the QMA cartridge. Approximately 475 µl eluent solution (KHCO₃+ kryptofix in MeCN/water (80/20, v/v) was used to elute the [¹⁸F]fluoride off the QMA
10 cartridge into the reaction vessel. The material in the reaction vessel was then dried at 120°C for 9 minutes followed by transfer of 4.0mg of Compound 1a dissolved in 1.6mL MeCN to the reaction vessel. Labelling was carried out at 100°C for 6 minutes.

- In each case, following labelling, the reaction mixture was applied to the first in a series of 2 conditioned 900mg Waters tC18 SPE cartridges *in situ* on the FASTlab cassette
15 and the SPE purification process was carried out as follows: a first solvent system comprising 22mL 40% EtOH followed by 10mL 35% EtOH and a second solvent system comprising 3.5mL 55% EtOH and 3.5mL water.

- Figure 1 provides details of the runs that were carried out, including initial activity, uncorrected end of synthesis (UEOS) yield, radioactive concentration (RAC),
20 radiochemical purity (RCP), as well as the amounts of each compound (all S-enantiomer compounds) separated in the SPE process. RCP values in excess of 95% were routinely achieved.

Claims

- (1) A method to obtain a radiofluorinated compound of Formula I:



wherein:

- 5 R^1 is hydrogen, halo or C_{1-3} alkoxy;

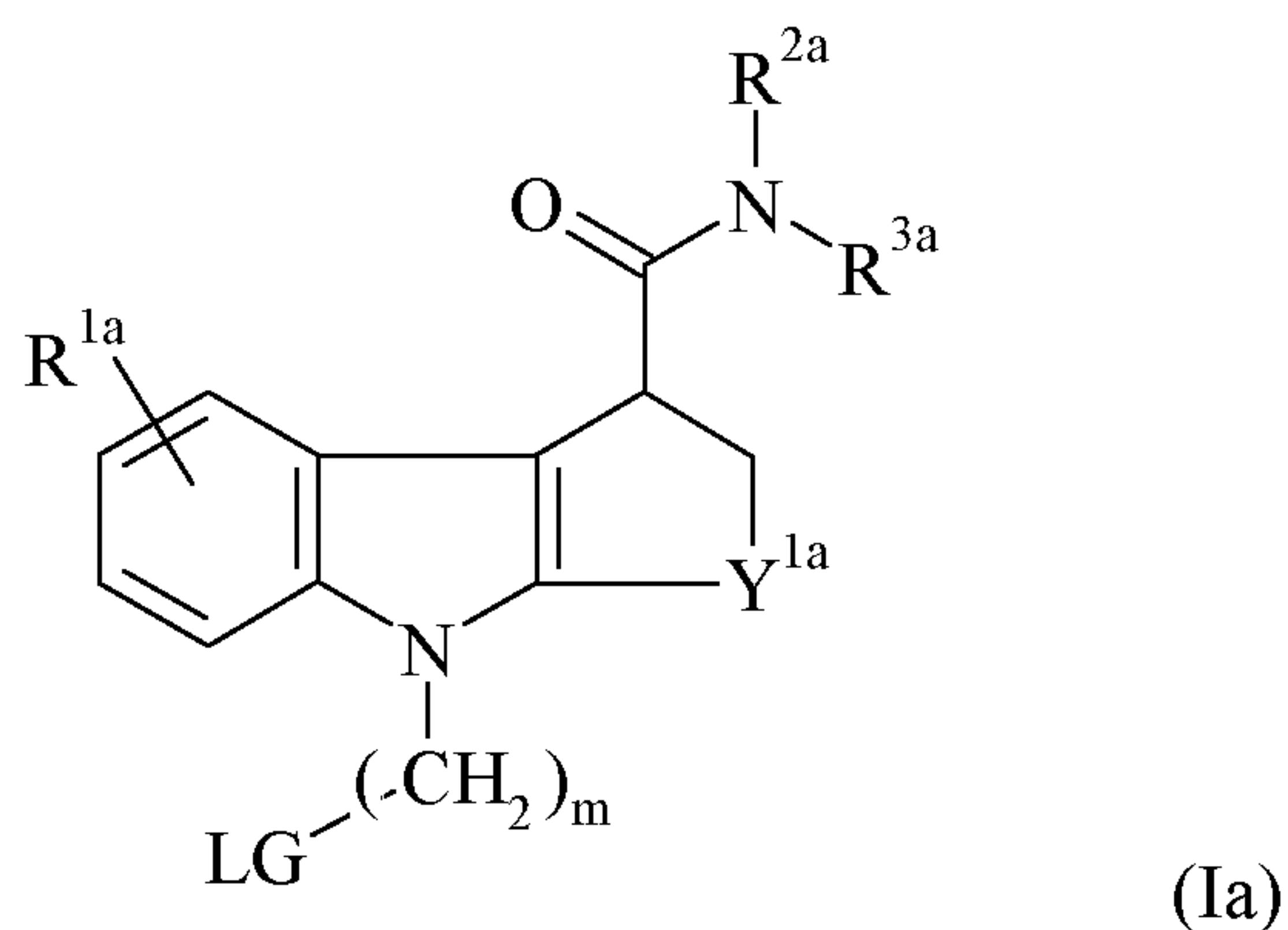
R^2 and R^3 are independently methyl, ethyl or benzyl, or together with the nitrogen to which they are attached form a pyrrolidinyl, piperidinyl, azepanyl, or morpholinyl ring;

Y^1 is CH_2 , CH_2-CH_2 , $CH(CH_3)-CH_2$, or $CH_2-CH_2-CH_2$; and;

- 10 n is 1, 2 or 3.

wherein said method comprises:

- (i) providing a precursor compound of Formula Ia:

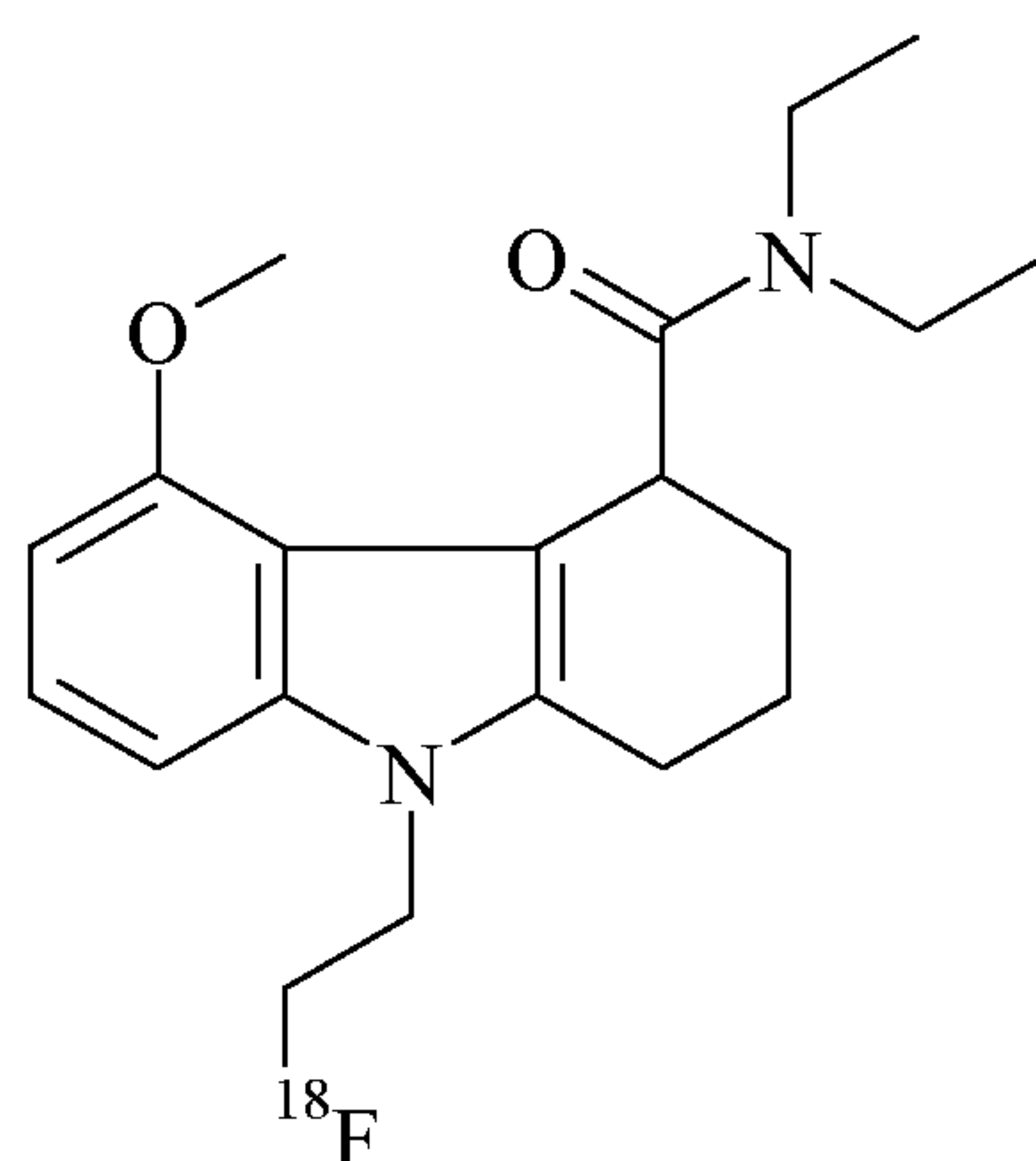


wherein R^{1a-3a} , Y^{1a} and m are as defined for and are each the same as R^{1-3} , Y^1 and n of Formula I, respectively, and LG is a sulfonate leaving group;

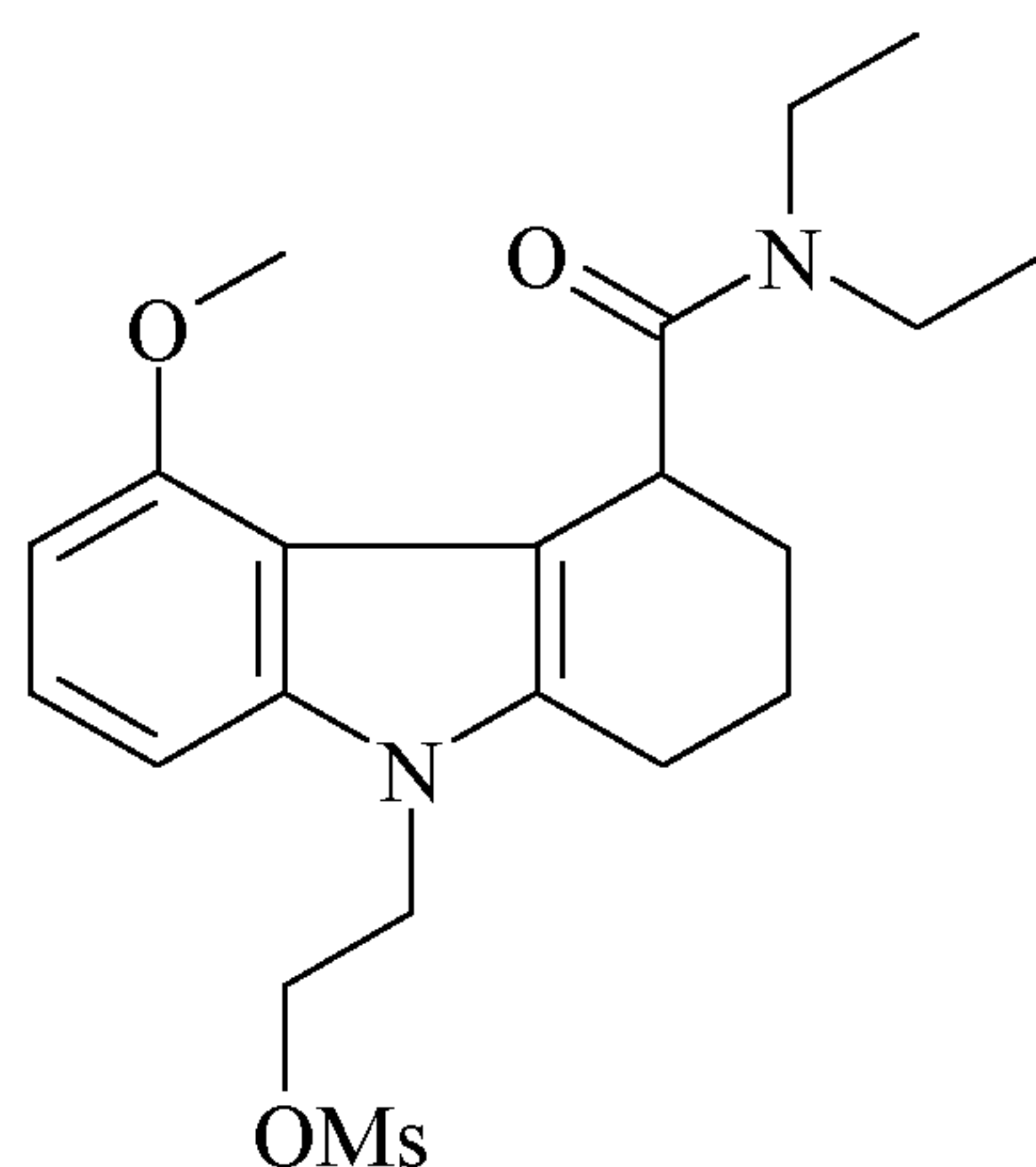
- (ii) reacting said precursor compound of Formula Ia with a suitable source of $[^{18}\text{F}]$ -fluoride;
- 5 (iii) purifying the reaction mixture obtained in step (ii), wherein said purifying step comprises:
 - (a) providing one or more solid-phase extraction (SPE) cartridges wherein the sorbent comprises particles having a diameter between 10-120 μm and bonded hydrocarbons;
 - 10 (b) conditioning said one or more SPE cartridges;
 - (c) loading the reaction mixture onto said one or more conditioned SPE cartridges;
 - (d) washing said one or more SPE cartridges onto which said mixture is loaded using a first solvent system comprising a ratio of water:water-miscible organic solvent in the range 100:0-0:100; and,
 - 15 (e) eluting said one or more SPE cartridges following said washing step using a second solvent system comprising a ratio of water:water-miscible organic solvent in the range 70:30-0:100.
- (2) The method as defined in Claim 1 wherein each of R^1 and R^{1a} is C_{1-3} alkoxy.
- 20 (3) The method as defined in Claim 2 wherein each of R^1 and R^{1a} is methoxy.
- (4) The method as defined in any one of Claims 1-3 wherein each of R^2 , R^3 , R^{2a} and R^{3a} is either methyl or ethyl.
- (5) The method as defined in Claim 4 wherein each of R^2 , R^3 , R^{2a} and R^{3a} is ethyl.
- (6) The method as defined in any one of Claims 1-5 wherein each of Y^1 and Y^{1a} is CH_2 -

CH₂.

- (7) The method as defined in any one of Claims 1-6 wherein each of n and m is 2.
- (8) The method as defined in any one of Claims 1-7 wherein LG is selected from tosylate, triflate and mesylate.
- 5 (9) The method as defined in Claim 8 wherein LG is mesylate.
- (10) The method as defined in any one of Claims 1-9 wherein said radiofluorinated compound of Formula I is:



and said precursor compound of Formula Ia is:



10

wherein OMs is mesylate.

- (11) The method as defined in any one of Claims 1-10 wherein said one or more SPE

cartridges used in step (iii) comprise between 900mg and 2.0g of sorbent.

- (12) The method as defined in Claim 11 wherein said one or more SPE cartridges comprise between 1.5-2.0g of sorbent.
- (13) The method as defined in any one of Claims 1-12 wherein the sorbent of said SPE
5 cartridges used in step (ii) comprises particles having a diameter distribution of between 35-60 μ m.
- (14) The method as defined in any one of Claims 1-13 wherein for said SPE cartridges used in step (ii) said bonded hydrocarbons of said sorbent have a carbon chain length of 18 or 30.
- 10 (15) The method as defined in any one of Claims 1-14 wherein said water-miscible organic solvent of said first and second water-miscible organic solvent systems used in step (ii) of said method is selected from ethanol (EtOH) and acetonitrile (MeCN).
- (16) The method as defined in Claim 15 wherein said water-miscible organic solvent is EtOH.
- 15 (17) The method as defined in Claim 16 wherein said first solvent system comprises one or more aliquots of aqueous EtOH each having water:EtOH in a ratio of between 65:35-60:40, and one or more aliquots of water.
- (18) The method as defined in Claim 17 wherein said second solvent system comprises one or more aliquots of aqueous EtOH each having water:EtOH in a ratio of
20 between 60:40-0:100.
- (19) The method as defined in either Claim 17 or Claim 18 wherein said first solvent system consists of a first aliquot of 27mL 40% EtOH, a second aliquot of 10mL 35% EtOH, and a third aliquot of 5mL water; and wherein said second solvent system consists of a first aliquot of 3mL 50% EtOH, a second aliquot of 3mL 65%
25 EtOH and a third aliquot of 3mL 100% EtOH.
- (20) The method as defined in either Claim 17 or Claim 18 wherein said first solvent

system consists of a first aliquot of 22mL 40% EtOH and a second aliquot of 10mL 35% EtOH; and wherein said second solvent system consists of a first aliquot of 3.5mL 55% EtOH, a second aliquot of 3.5mL water.

- (21) The method as defined in any one of Claims 1-20 which is automated.
- 5 (22) A cassette for carrying out the method as defined in Claim 21 which comprises:
- (i) a vessel containing a precursor compound of Formula Ia as defined in the method of any one of Claims 1-10;
 - (ii) means for eluting the vessel with a suitable source of [^{18}F]-fluoride; and,
 - (iii) one or more SPE cartridges as defined in the method of any one of Claims 1
10 and 11-14.
- (23) The cassette as defined in Claim 22 which further comprises:
- (iv) an ion-exchange cartridge for removal of excess [^{18}F]-fluoride.

			RCP, %						
				Hydroxy impurity	Compound 1a	Acetyl impurity	Compound 1	Other impurities	Sum
Approx. initial activity (MBq)	UEOS(%) (not corr. For RCP(%))	RAC, MBq/ml	RCP-T0	µg/ml	µg/ml	µg/ml	µg/ml	µg/ml	µg/ml
45364	23	381	97.8	0.63	1.67	0.08	0.04	0.56	2.98
40600	40	408	98.2	1.52	0.72	0.20	0.04	0.36	2.84
42800	37	434	97.3	1.39	0.89	0.18	0.07	0.28	2.79
89400	44	1012	96.3	0.63	0.08	0.15	0.13	0.36	1.36
97100	48	1170	95.1	0.54	0.07	0.17	0.16	0.29	1.23
114200	51	1423	95.7	0.76	0.10	0.20	0.18	0.43	1.67
45400	43	539	97.6	0.61	0.07	0.15	0.06	0.13	1.02
40300	56	601	97.9	0.56	0.06	0.09	0.17	0.25	1.13
42301	42	652	98.3	0.40	0.06	0.09	0.27	0.49	1.30
45176	41	685	97.6	0.36	0.06	0.09	0.09	0.56	1.17
72162	39	1026	97.2	0.63	0.06	0.12	0.05	0.69	1.55
40700	46	504	97.7	0.50	0.04	0.07	0.13	0.34	1.07
176	49	3	NA	0.72	0.11	0.28	0.04	0.22	1.35
137	52	2	NA	0.59	0.06	0.19	0.04	0.11	0.99
37380	17	232	98.5	0.03	0.02	0.03	0.04	0.41	0.52
142	46	2	NA	0.18	0.02	0.14	0.04	0.15	0.53
40800	11	120	98.8	0.01	0.01	0.01	0.01	0.49	0.54
40400	24	262	98.4	0.04	0.01	0.04	0.10	0.20	0.39
44000	25	227	98.9	0.05	0.01	0.04	0.02	0.43	0.55

Figure 1