



(12) **DEMANDE DE BREVET CANADIEN
CANADIAN PATENT APPLICATION**

(13) **A1**

(22) Date de dépôt/Filing Date: 2009/07/29
(41) Mise à la disp. pub./Open to Public Insp.: 2010/02/04
(62) Demande originale/Original Application: 2 731 800
(30) Priorités/Priorities: 2008/07/31 (US61/085,206);
2009/04/08 (US61/167,654)

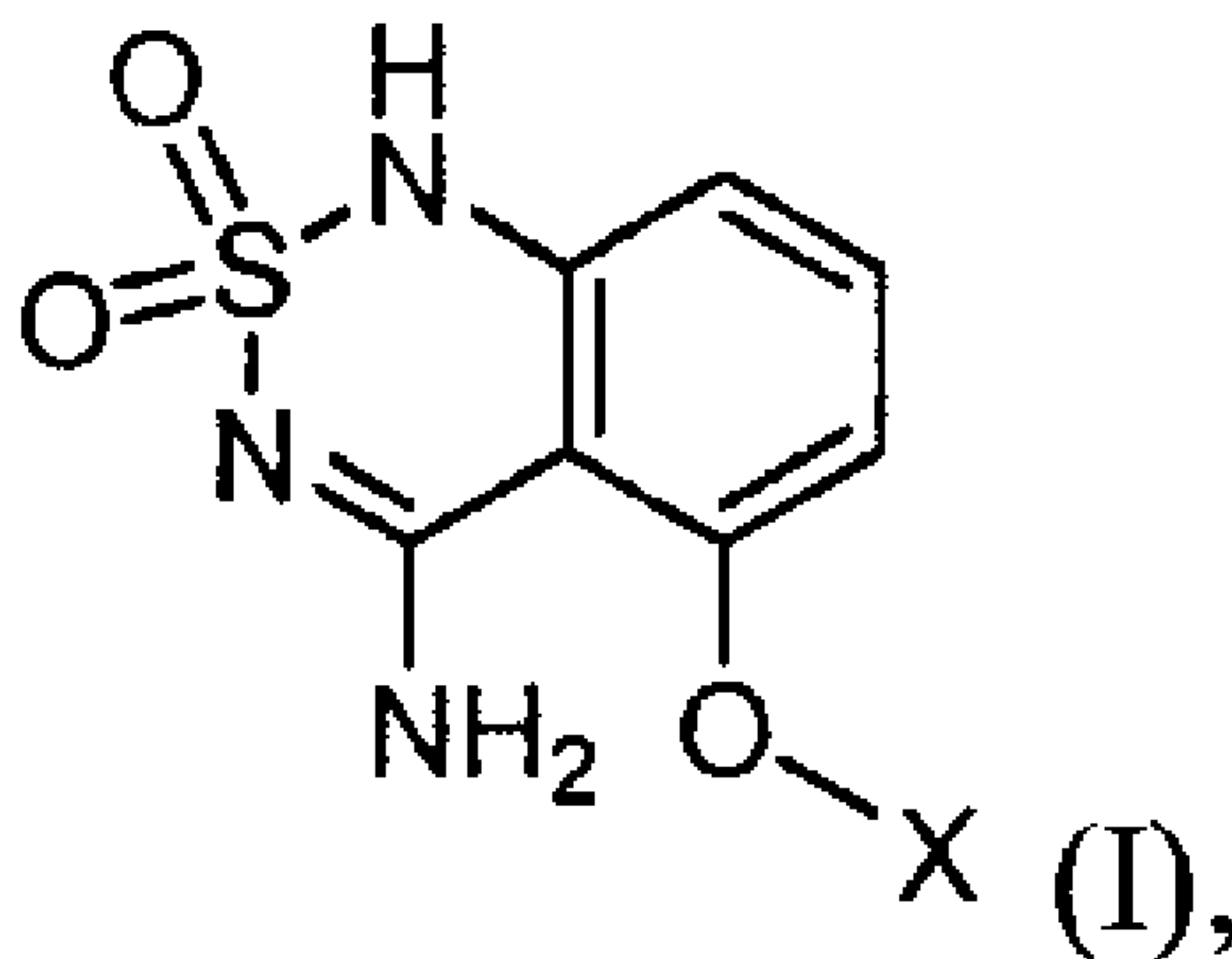
(51) Cl.Int./Int.Cl. *C07D 285/16* (2006.01),
C07C 233/02 (2006.01), *C07C 255/49* (2006.01),
C07C 307/10 (2006.01)

(71) Demandeur/Applicant:
SENOMYX, INC., US

(72) Inventeurs/Inventors:
TACHDJIAN, CATHERINE, US;
KARANEWSKY, DONALD S., US;
TANG, XIAO QING, US;
CHEN, QING, US;
RASHID, TAYYAB, US;
LEVIN, DANIEL, US;
LEEMING, PETER, US

(74) Agent: DEETH WILLIAMS WALL LLP

(54) Titre : PROCÉDES ET INTERMÉDIAIRES POUR LA RÉALISATION D'EXHAUSTEURS DE GOUT SUCRE
(54) Title: PROCESSES AND INTERMEDIATES FOR MAKING SWEET TASTE ENHANCERS

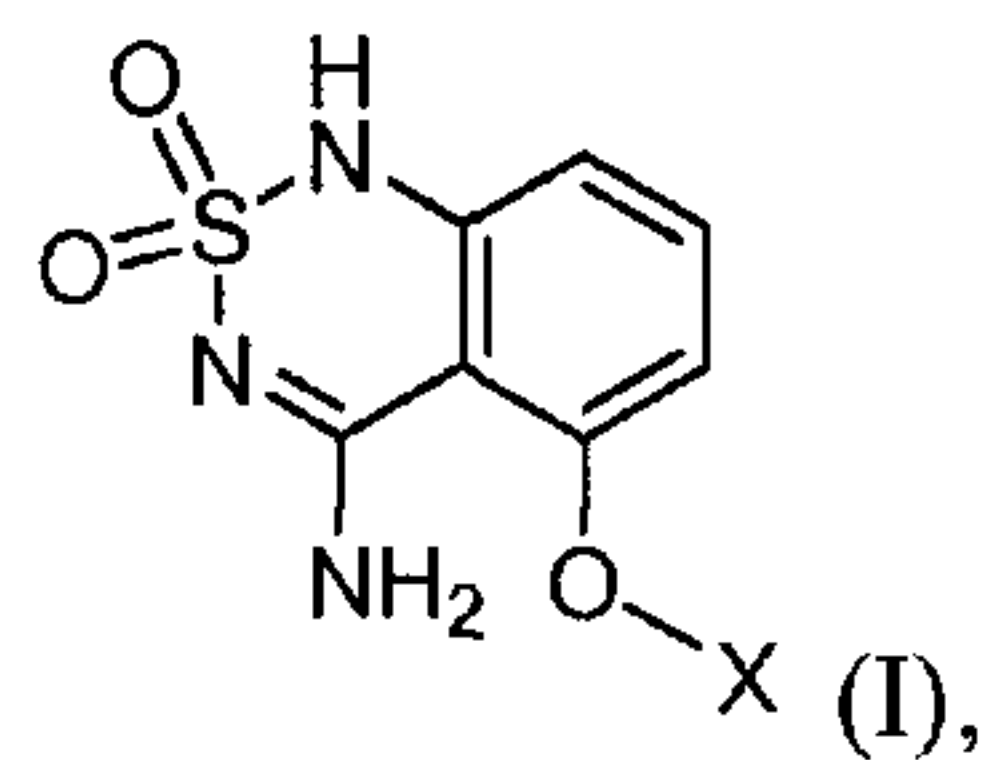


(57) **Abrégé/Abstract:**

The present invention includes methods/processes and intermediates for preparing compounds having structural Formula (I): (See Formula I) wherein X is alkyl, substituted alkyl, alkenyl, substituted alkenyl, heteroalkyl, substituted heteroalkyl, heteroalkenyl, or substituted heteroalkenyl.

ABSTRACT OF THE DISCLOSURE

The present invention includes methods/processes and intermediates for preparing compounds having structural Formula (I):



wherein X is alkyl, substituted alkyl, alkenyl, substituted alkenyl, heteroalkyl, substituted heteroalkyl, heteroalkenyl, or substituted heteroalkenyl.

PROCESSES AND INTERMEDIATES FOR MAKING SWEET TASTE ENHANCERS

5

10

FIELD OF THE INVENTION

The present invention relates to intermediates and processes/methods for preparing compounds having structural formula (I) or their salts, as described below.

15 BACKGROUND OF THE INVENTION

Obesity, diabetes, and cardiovascular disease are health concerns on the rise globally, but are growing at alarming rates in the United States. Sugar and calories are key components that can be limited to render a positive nutritional effect on health. High-intensity sweeteners can provide the sweetness of sugar, with various taste qualities. Because they are many times sweeter than sugar, much less of the sweetener is required to replace the sugar.

20

High-intensity sweeteners have a wide range of chemically distinct structures and hence possess varying properties, such as, without limitation, odor, flavor, mouthfeel, and aftertaste. These properties, particularly flavor and aftertaste, are well known to vary over the time of tasting, such that each temporal profile is sweetener-specific (Tunaley, A., "Perceptual Characteristics of Sweeteners", Progress in Sweeteners, T. H. Grenby, Ed. Elsevier Applied Science, 1989)).

25

Sweeteners such as saccharin and 6-methyl-1,2,3-oxathiazin-4(3H)-one-2,2-dioxide potassium salt (acesulfame potassium) are commonly characterized as having bitter and/or metallic aftertastes. Products prepared with 2,4-dihydroxybenzoic acid are claimed to display reduced undesirable aftertastes associated with sweeteners, and do so at concentrations below those concentrations at which their own tastes are perceptible. In contrast, some high-intensity

30

sweeteners, notably sucralose (1,6-dichloro-1,6-dideoxy- β -D-fructofuranosyl-4-chloro-4-deoxy- α -D-galacto-pyranoside) and aspartame (N-L- α -aspartyl-L-phenylalanine methyl ester), display clean sweet tastes very similar to that of sugar (S. G. Wiet and G. A. Miller, Food Chemistry, 58(4):305-311 (1997)). In other words, these compounds are not characterized as
5 having bitter or metallic aftertastes.

However, high intensity sweeteners such as sucralose and aspartame are reported to have sweetness delivery problems, i.e., delayed onset and lingering of sweetness (S. G. Wiet, et al., J. Food Sci., 58(3):599-602, 666 (1993)).

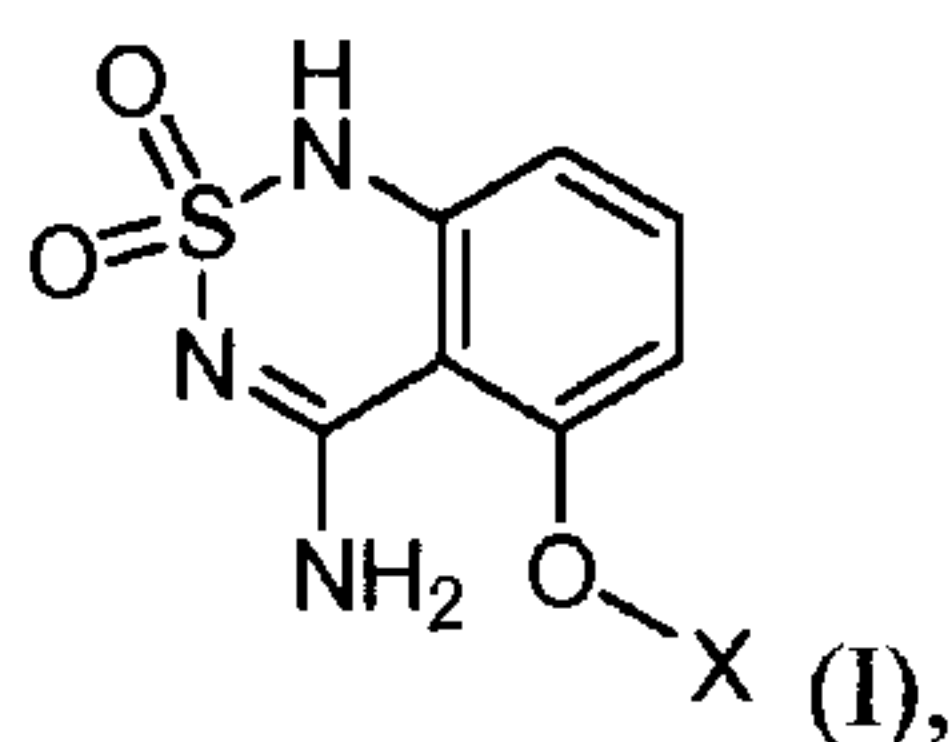
Hence, there is a need for sweet taste enhancers with desirable characteristics. It has
10 been reported that an extra-cellular domain, e.g., the Venus flytrap domain of a chemosensory receptor, especially one or more interacting sites within the Venus flytrap domain, is a suitable target for compounds or other entities to modulate the chemosensory receptor and/or its ligands. Certain compounds including the compounds having structural Formula (I) have been reported to have superior sweet taste enhancing properties and are described in the four patent applications
15 listed below.

(1) U.S. Patent Application Serial No. 2008/0306093, entitled "Modulation of Chemosensory Receptors and Ligands Associated Therewith", filed June 8, 2007; (2) U.S. Patent Application Serial No. 2008/0306053, entitled "Modulation of Chemosensory Receptors and Ligands Associated Therewith", filed August 8, 2007; and (3) International Application No.
20 PCT/US2008/065650, entitled "Modulation of Chemosensory Receptors and Ligands Associated Therewith", filed June 3, 2008.

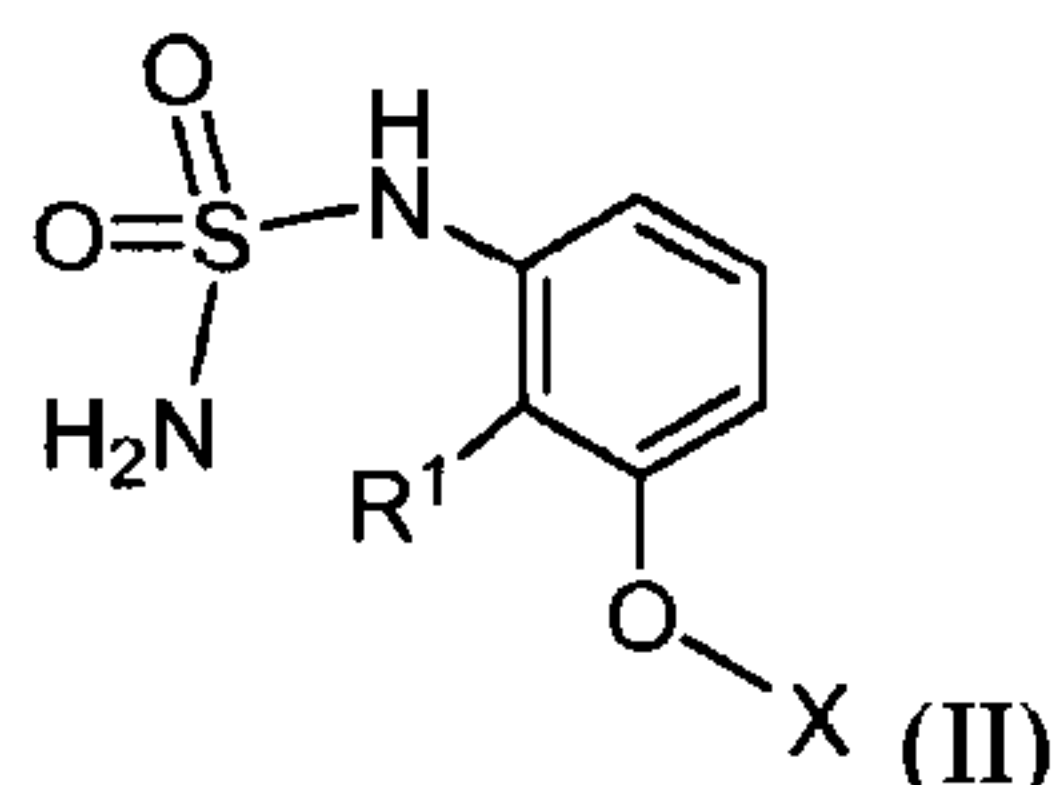
25 Accordingly, the present invention provides intermediates and processes/methods improving the laboratory scale syntheses of these sweet taste enhancers and the preparation of their salts.

SUMMARY OF THE INVENTION

30 In one embodiment, the present invention provides a process of preparing a compound having structural Formula (I):

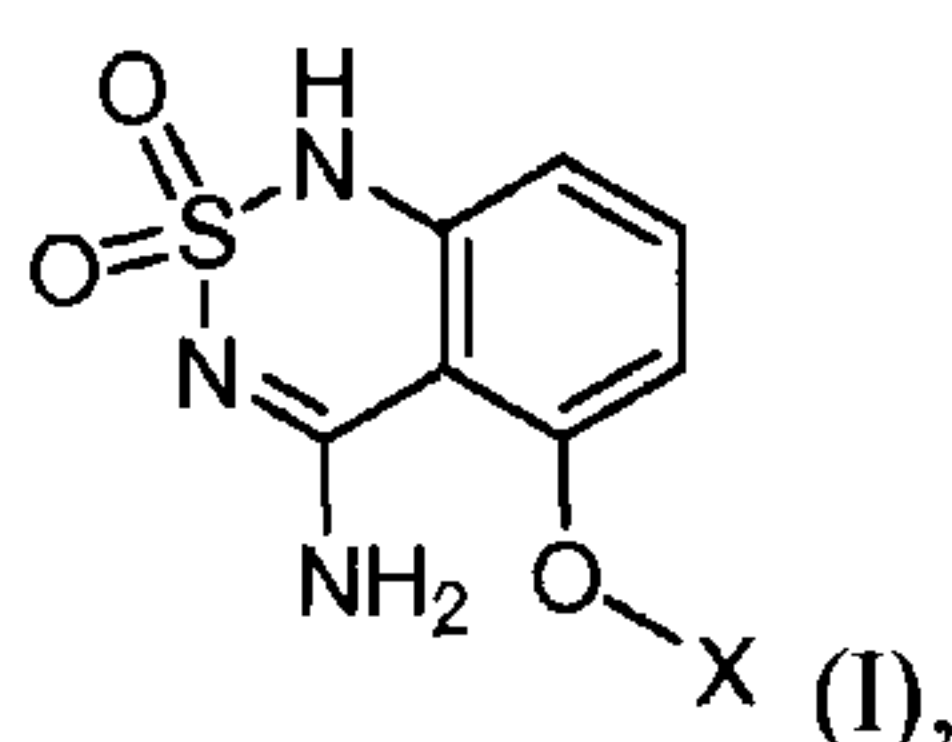


which comprises reacting a compound having structural Formula (II)

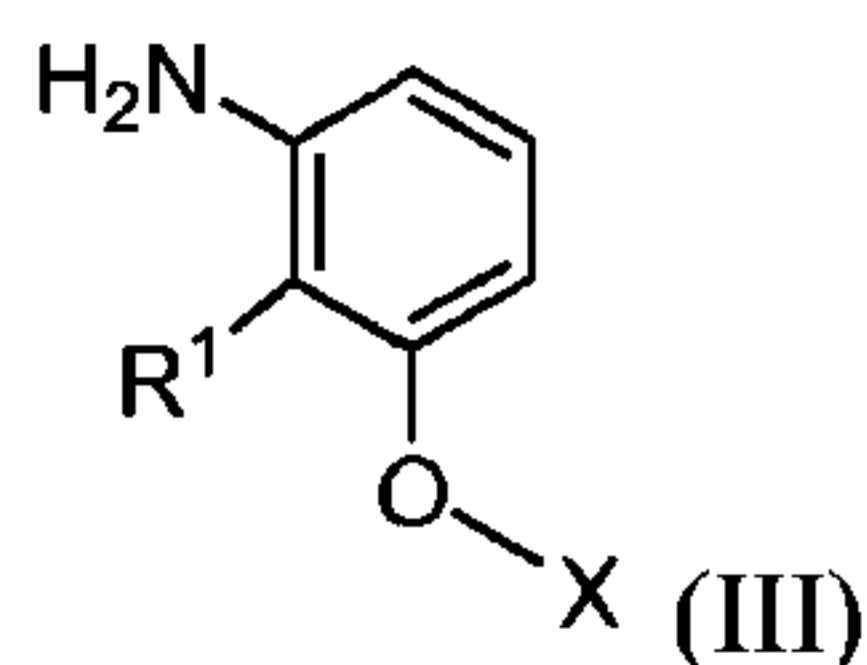


with a base or an activating reagent, wherein R¹ is -CN or -C(O)NH₂; and X is alkyl, substituted
 5 alkyl, alkenyl, substituted alkenyl, heteroalkyl, substituted heteroalkyl, heteroalkenyl, or substituted heteroalkenyl.

In one embodiment, the present invention provides a process of preparing a compound having structural Formula (I):

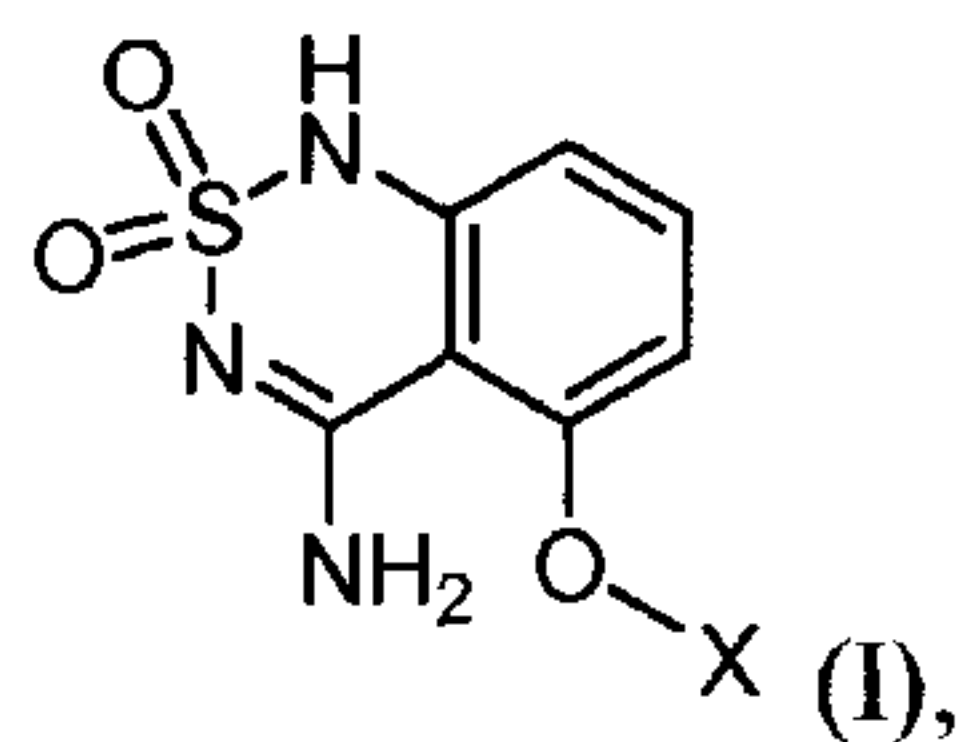


10 which comprises reacting a compound having structural Formula (III)

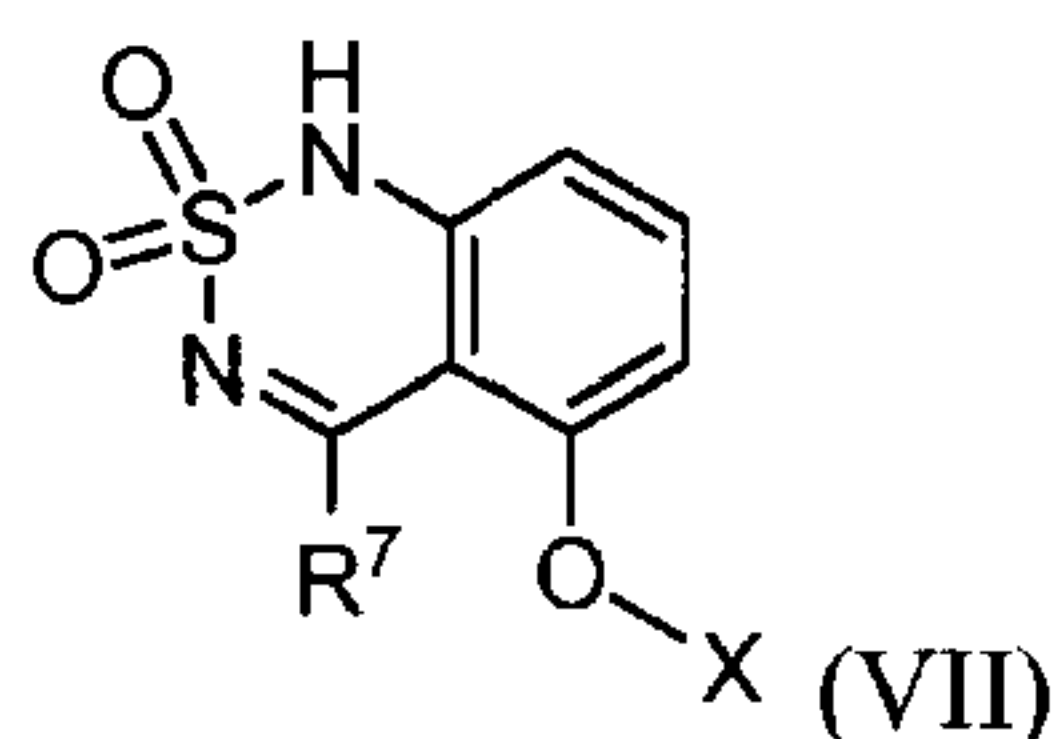


with NH₂S(O)₂NH₂ or Cl-S(O)₂-NH₂ optionally in the presence of a base, to provide directly the compound having structural Formula (I), or alternatively to provide the compound having structural formula (II) which is further reacted with an inorganic base or an activating reagent to
 15 provide the compound having structural Formula (I), wherein R¹ is -CN or -C(O)NH₂; and X is alkyl, substituted alkyl, alkenyl, substituted alkenyl, heteroalkyl, substituted heteroalkyl, heteroalkenyl, or substituted heteroalkenyl.

In one embodiment, the present invention provides a process of preparing a compound having structural Formula (I):

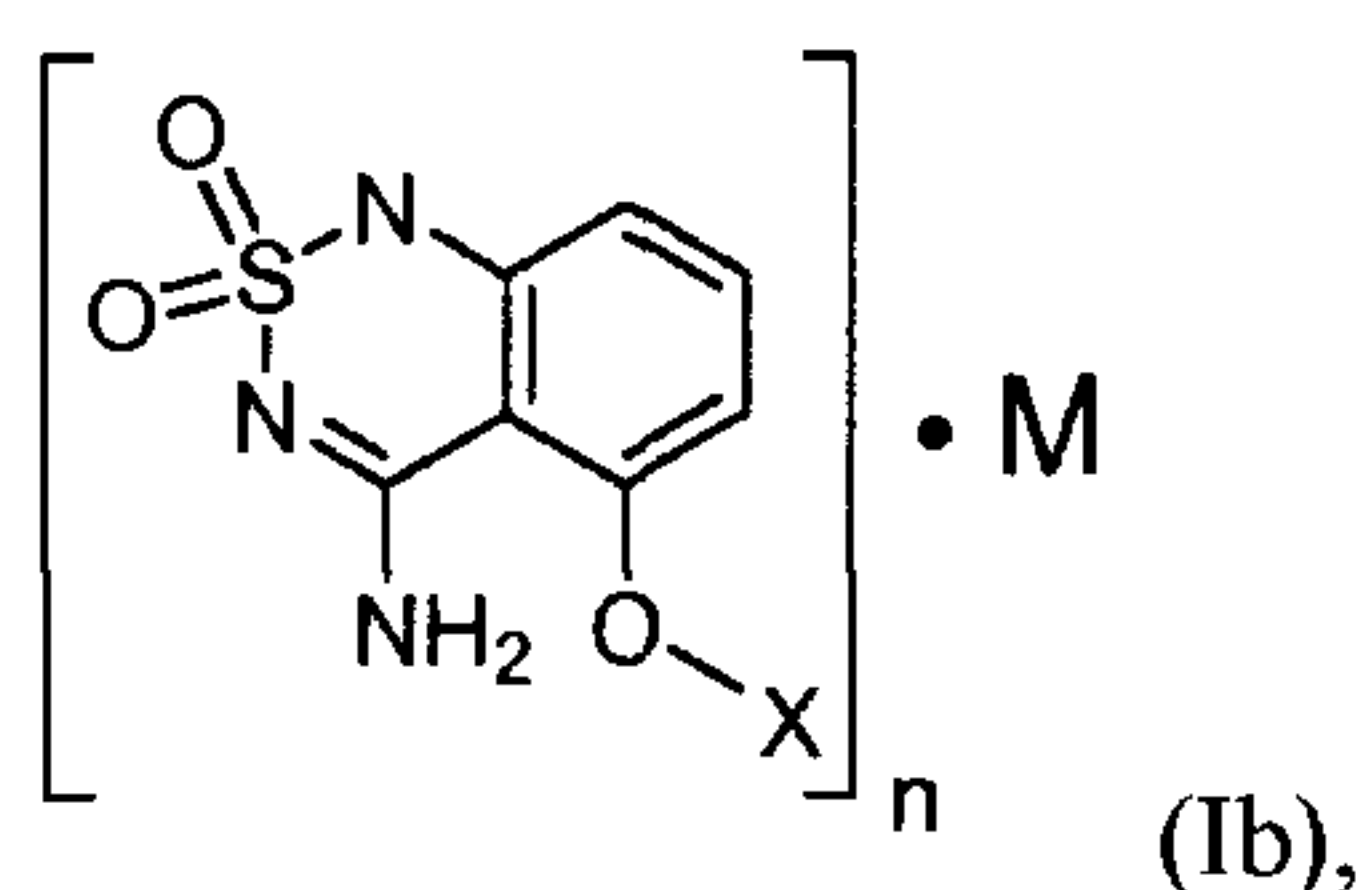


comprising reacting a compound having structural Formula (VII)

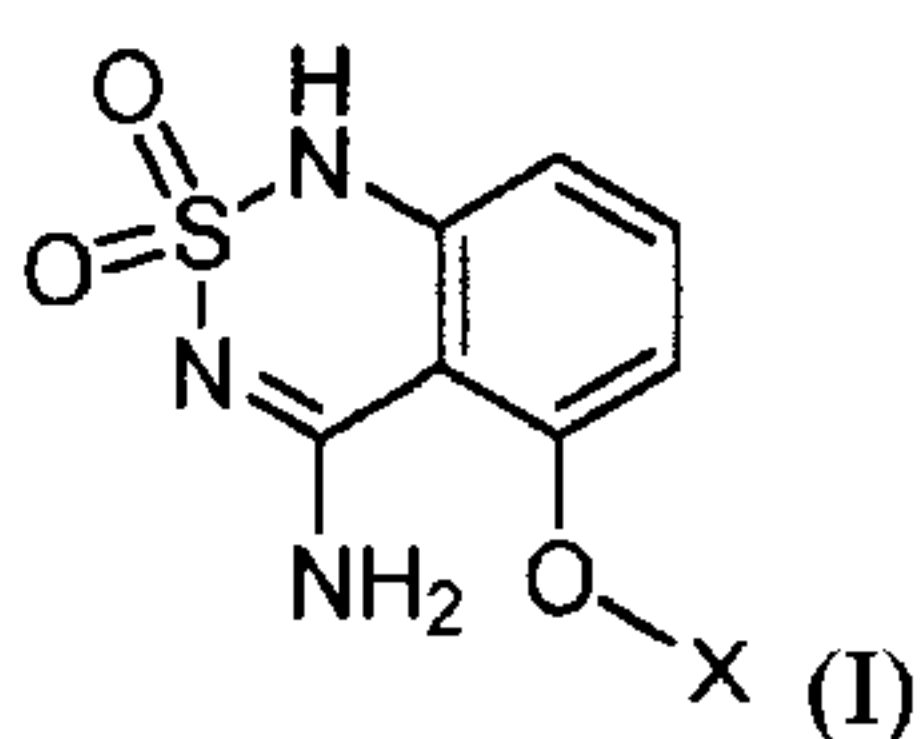


with NH_3 or $\text{NH}_3 \cdot \text{H}_2\text{O}$; wherein X is alkyl, substituted alkyl, alkenyl, substituted alkenyl,
 5 heteroalkyl, substituted heteroalkyl, heteroalkenyl, or substituted heteroalkenyl; and R^7 is a
 leaving group selected from the group consisting of halo, -OMs, -OTs, and -OTf.

In one embodiment, the present invention provides a process of preparing a compound
 having structural Formula (Ib):

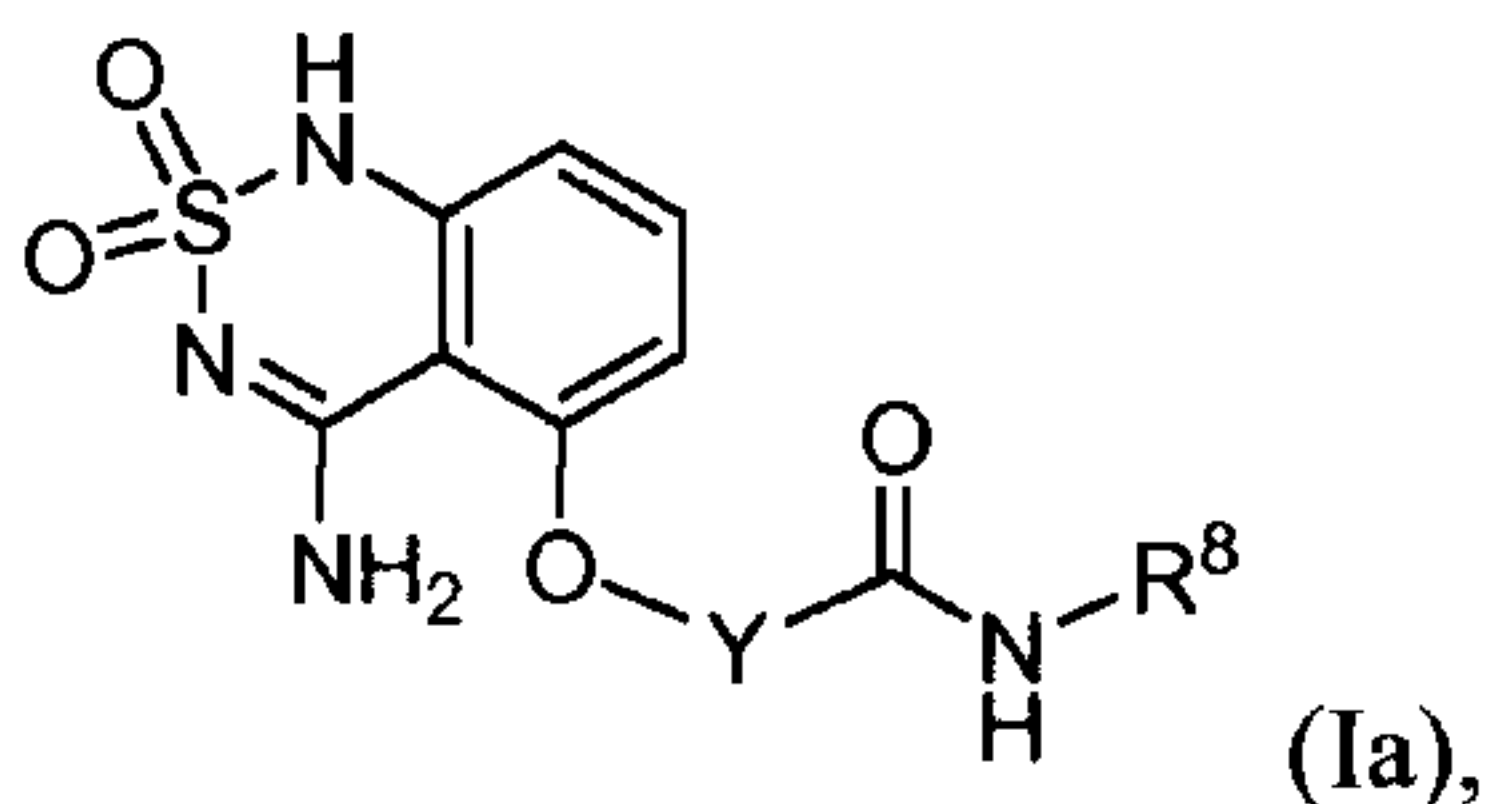


10 comprising reacting a compound having structural Formula (I)

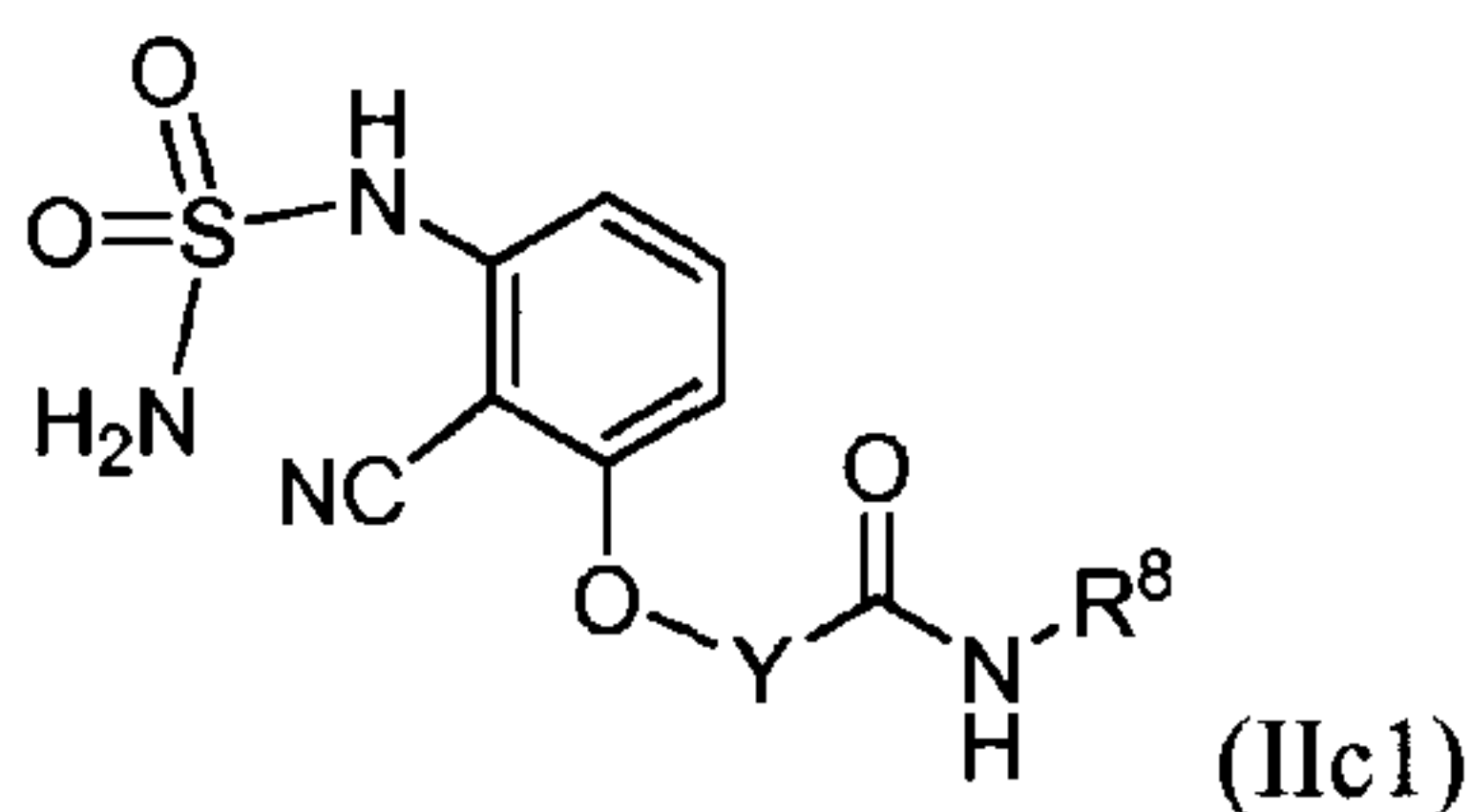


with an alkali metal- or alkaline earth metal-based inorganic base, wherein M is a cation of alkali
 metal or alkaline earth metal; X is alkyl, substituted alkyl, alkenyl, substituted alkenyl,
 heteroalkyl, substituted heteroalkyl, heteroalkenyl, or substituted heteroalkenyl; n is 1, when M
 15 is a cation of alkali metal; and n is 2, when M is a cation of alkaline earth metal.

In one embodiment, the present invention provides a process of preparing a compound
 having structural Formula (Ia):

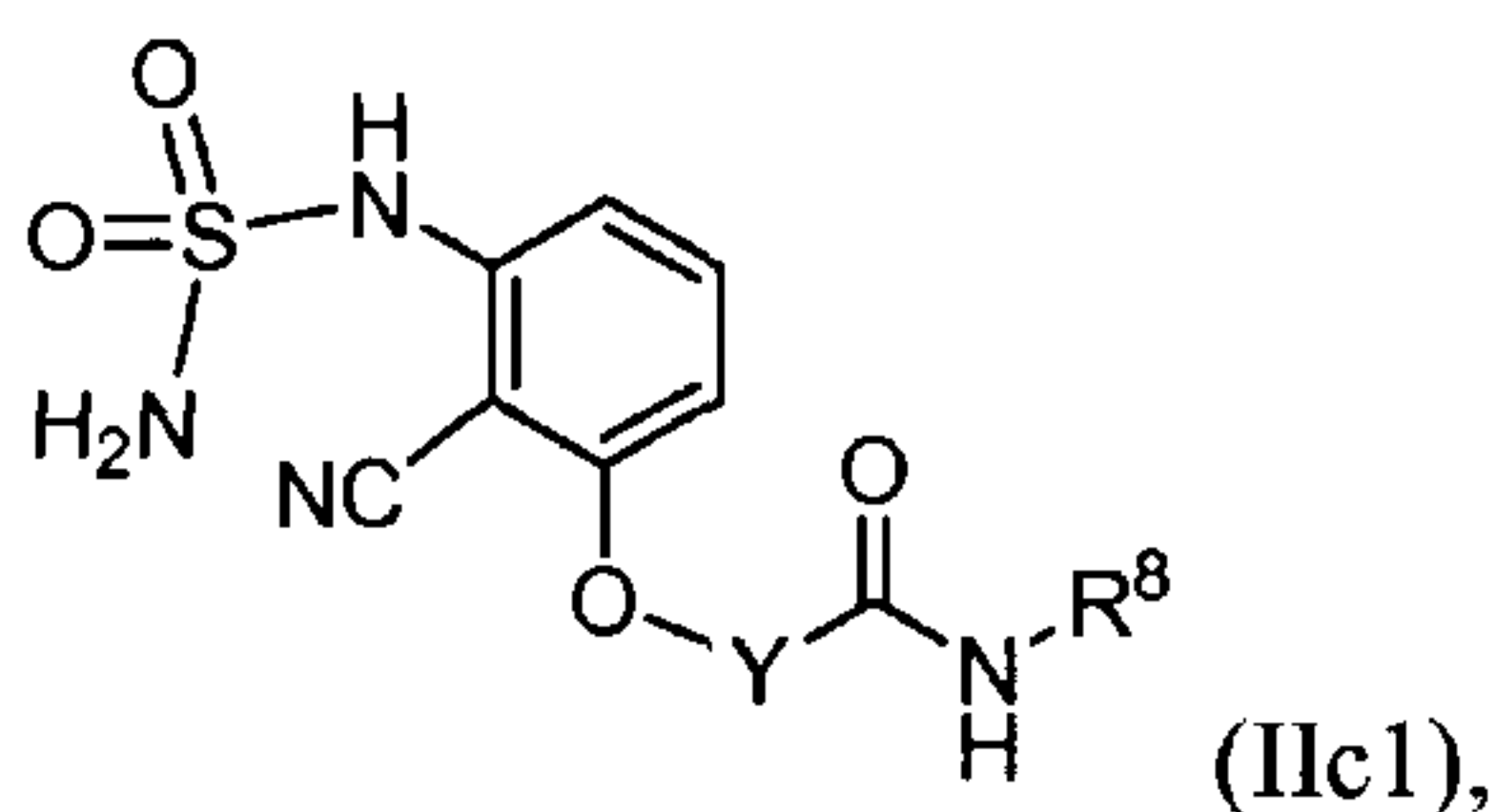


comprising reacting a compound having structural Formula (IIc1)

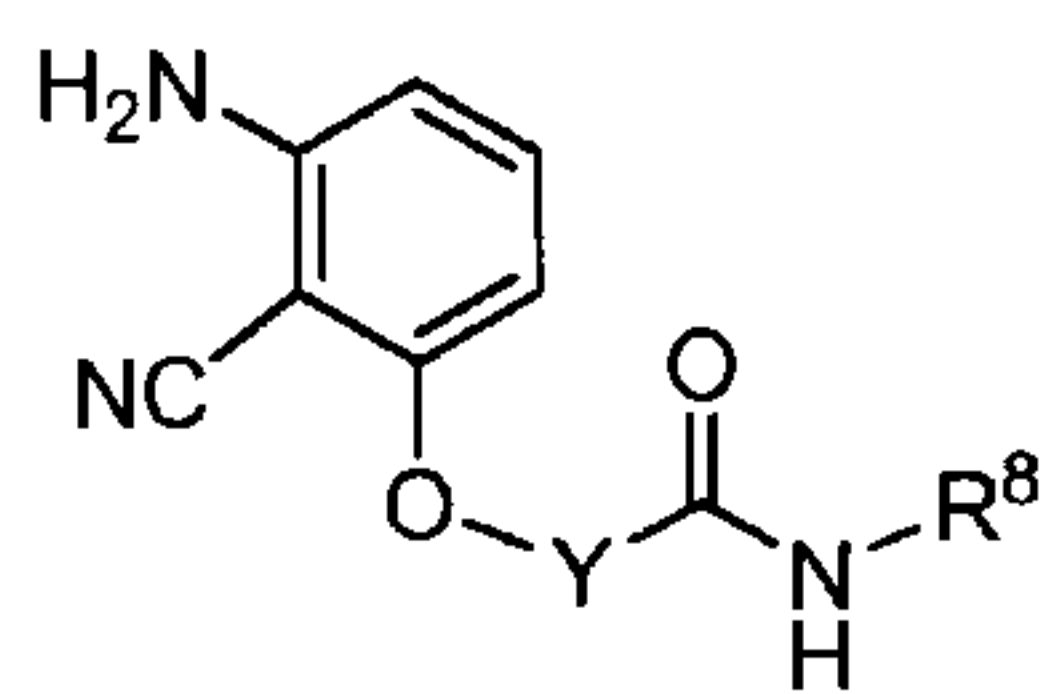


with a hydroxide or alkoxide base in an aqueous solution at a temperature ranging from about 25
 5 to about 95°C, wherein Y is C1-C12 alkylene or C1-C12 alkenylene; and R⁸ is C1-C12
 alkyl.

In one embodiment, the present invention provides a process of preparing a compound
 having structural Formula (IIc1):

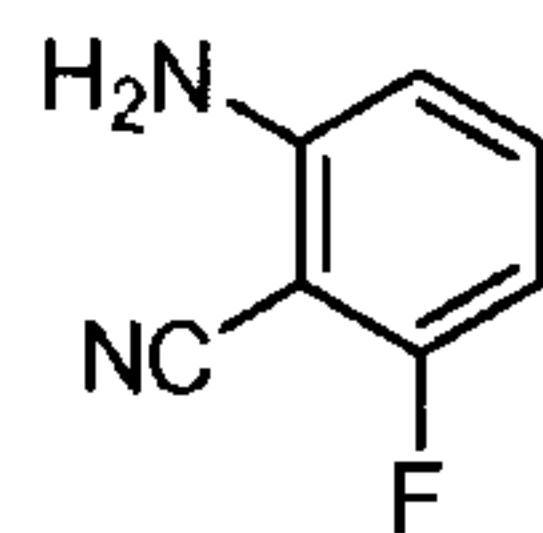
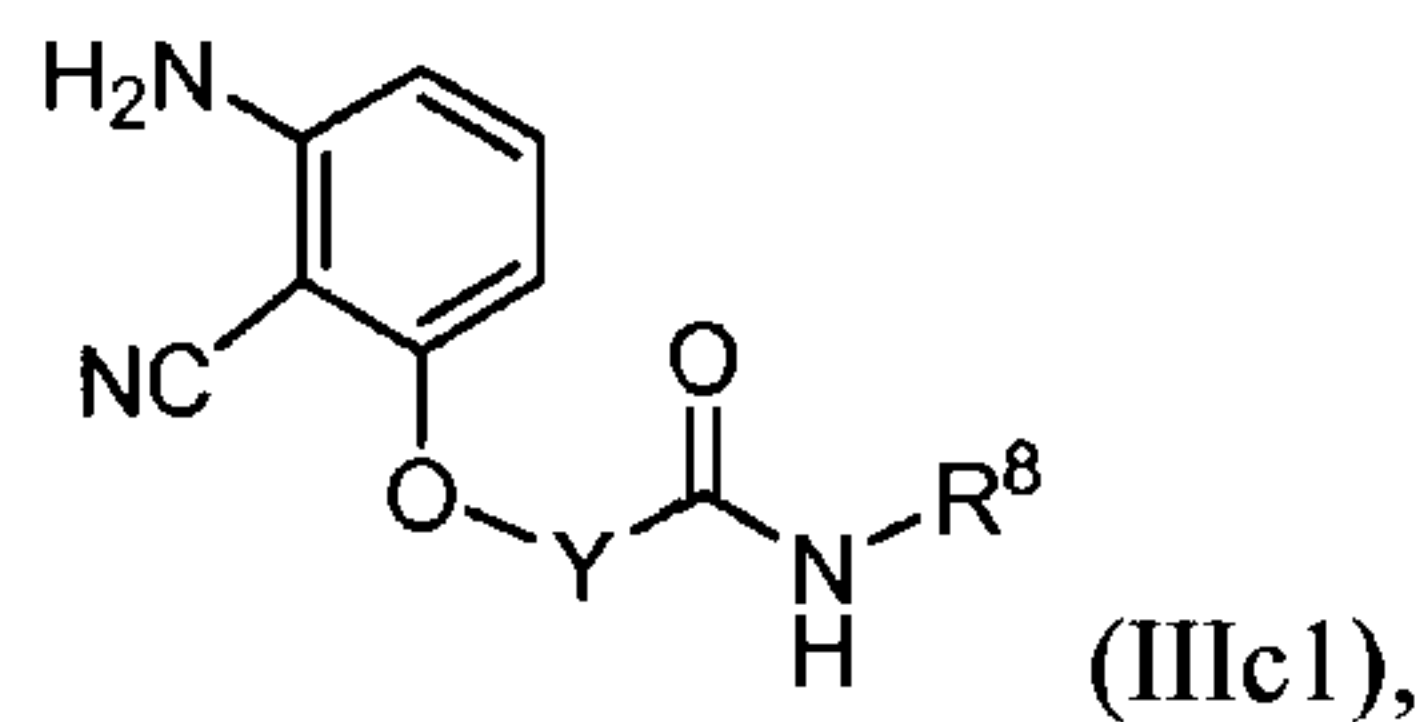


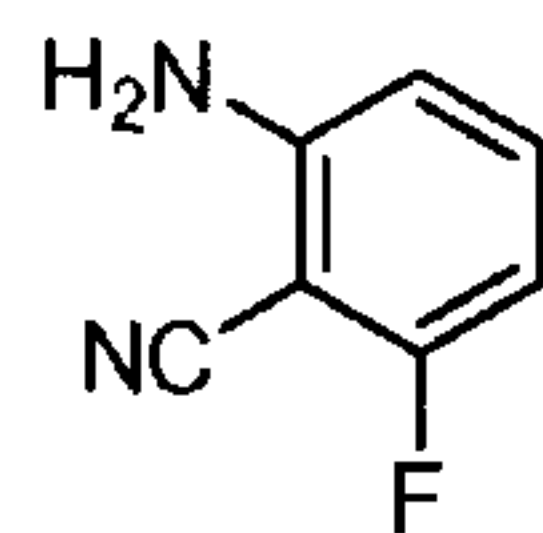
10 comprising adding a solution of a compound having structural Formula (IIIc1)



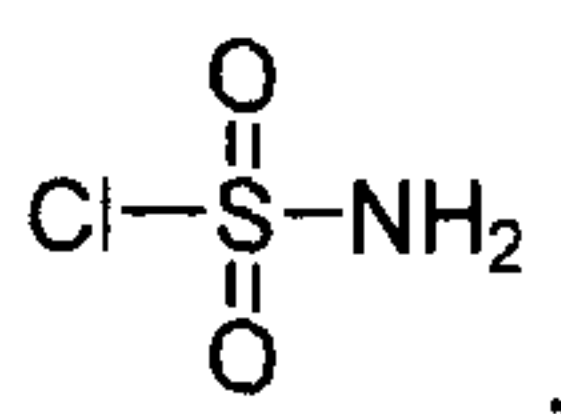
in a mixed solvent of methylene chloride and dimethylacetamide
 to a solution of Cl-S(O)₂-NH₂ in methylene chloride to form a reaction mixture, and maintaining
 the reaction mixture at about room temperature for about 6 to about 18 hours; wherein Y is C1-
 C12 alkylene or C1-C12 alkenylene; and R⁸ is C1-C12 alkyl.

15 In one embodiment, the present invention provides a process of preparing a compound
 having structural Formula (IIIc1):



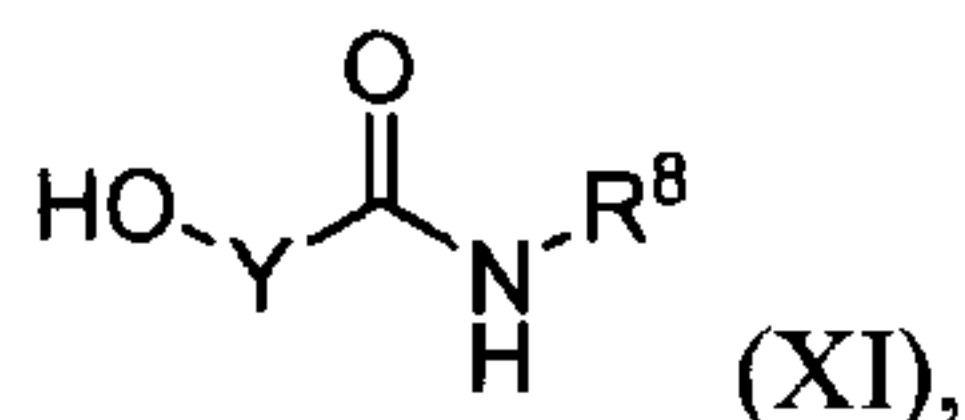
comprising reacting HO-Y-C(O)-NHR⁸ with  in the presence of a base to form a first mixture solution; concentrating the first mixture solution to form a concentrated first mixture solution, wherein the volume of the concentrated first mixture solution is equivalent to or less than about 50% of the volume of the first mixture solution; diluting the concentrated first mixture solution with an ether to form a second mixture solution; concentrating the second mixture solution to form a concentrated second mixture solution, wherein the volume of the concentrated second mixture solution is equivalent to or less than about 50% of the volume of the second mixture solution; diluting the concentrated second mixture solution with ethyl acetate to form a third mixture solution, and concentrating the third mixture solution to form a concentrated third mixture solution; wherein Y is C1-C12 alkylene or C1-C12 alkenylene; and R⁸ is C1-C12 alkyl.

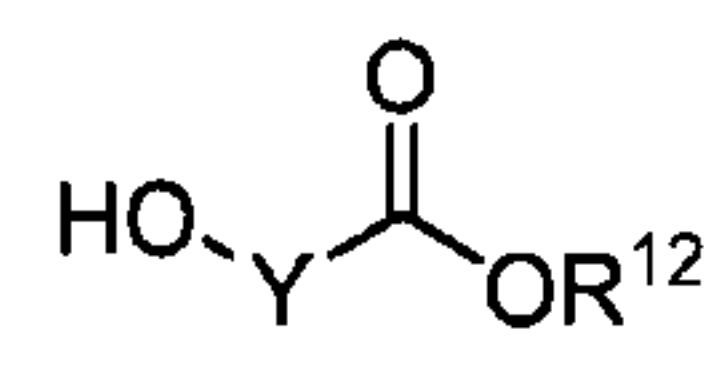
In one embodiment, the present invention provides a process of preparing sulfamoyl chloride:



comprising reacting chlorosulfonyl isocyanate with formic acid in the presence of an organic amine.

In one embodiment, the present invention provides a process of preparing a compound having structural formula (XI):



comprising reacting a compound having structural formula (XII):  (XII) with NH₂R⁸ under a pressure higher than the standard atmospheric pressure at a temperature higher

than about 80°C, wherein Y is C1-C12 alkylene or C1-C12 alkenylene; and R⁸ and R¹² are independently C1-C12 alkyl.

5 DETAILED DESCRIPTION OF THE INVENTION

The present invention provides intermediates and methods/processes for preparing compounds having structural Formula (I) and their salts at large scale, such as, for example, kilogram to metric ton scale. The advantages of the present intermediates and methods/processes include at least the following: (a) enabling synthesis of compounds of Formula (I) from building
10 blocks that are commercially available in kg to metric ton quantities and at an affordable price; (b) enabling synthesis of compounds of Formula (I) using reagents and solvents that are compatible with large scale process; (c) improving overall synthesis yield to decrease overall cost as compared to the laboratory synthesis; (d) purifying intermediates using crystallization techniques instead of chromatography on silica gel and thereby substantially reducing the time
15 and cost of production.

Prior to specifically describing embodiments and examples of the present invention, the following definitions are provided.

Definitions

“Activating reagent”, as used herein, denotes a reagent which can react with one of the
20 starting materials of a chemical reaction to form one or more active intermediate which subsequently facilitates the completion of the reaction. The active intermediate may not be stable enough to be separated and characterized. Examples of the activating reagent include, but are not limited to the coupling reagents used in amide/peptide synthesis, such as carbodiimide compound (EDC, DCC, DIC, and the like) and benzotriazole compounds (such as HOBT and
25 HOAt); certain oxides and chloride (such as P₂O₅ and POCl₃); a reagent which react with a molecule to form a leaving group (such as MsCl, Tf₂O, and reagents for Mitsunobu reaction); and etc.

“Alkali metal”, as used herein, denotes a series of elements comprising Group 1 (IUPAC style) of the periodic table including lithium (Li), sodium (Na), potassium (K), rubidium (Rb),
30 cesium (Cs), and francium (Fr). Preferably, the alkali metal is Li, Na, or K.

“Alkaline earth metal”, as used herein, denotes a series of elements comprising Group 2 (IUPAC style) of the periodic table including beryllium (Be), magnesium (Mg), calcium (Ca), strontium (Sr), barium (Ba) and radium (Ra). Preferably, the alkali metal is Mg or Ca.

“Ammonia” refers to the gas having formula NH_3 or a solution thereof. Preferably, ammonia is an aqueous solution of NH_3 .

By “Alkyl”, it is meant a univalent group derived from a saturated hydrocarbon by removing one hydrogen atom. The saturated hydrocarbon may contain normal, secondary, or tertiary carbon atoms. These carbon atoms may be arranged in straight or branched chain, or in cyclic ring, or a combination thereof. For example, an alkyl group can have 1 to 20 carbon atoms (*i.e.*, C1-C20 alkyl), 1 to 12 carbon atoms (*i.e.*, C1-C12 alkyl), or 1 to 6 carbon atoms (*i.e.*, C1-C6 alkyl). Examples of suitable alkyl groups include, but are not limited to, methyl (Me, $-\text{CH}_3$), ethyl (Et, $-\text{CH}_2\text{CH}_3$), 1-propyl (n-Pr, n-propyl, $-\text{CH}_2\text{CH}_2\text{CH}_3$), 2-propyl (i-Pr, i-propyl, $-\text{CH}(\text{CH}_3)_2$), 1-butyl (n-Bu, n-butyl, $-\text{CH}_2\text{CH}_2\text{CH}_2\text{CH}_3$), 2-methyl-1-propyl (i-Bu, i-butyl, $-\text{CH}_2\text{CH}(\text{CH}_3)_2$), 2-butyl (s-Bu, s-butyl, $-\text{CH}(\text{CH}_3)\text{CH}_2\text{CH}_3$), 2-methyl-2-propyl (t-Bu, t-butyl, $-\text{C}(\text{CH}_3)_3$), 1-pentyl (n-pentyl, $-\text{CH}_2\text{CH}_2\text{CH}_2\text{CH}_2\text{CH}_3$), 2-pentyl ($-\text{CH}(\text{CH}_3)\text{CH}_2\text{CH}_2\text{CH}_3$), 3-pentyl ($-\text{CH}(\text{CH}_2\text{CH}_3)_2$), 2-methyl-2-butyl ($-\text{C}(\text{CH}_3)_2\text{CH}_2\text{CH}_3$), 3-methyl-2-butyl ($-\text{CH}(\text{CH}_3)\text{CH}(\text{CH}_3)_2$), 3-methyl-1-butyl ($-\text{CH}_2\text{CH}_2\text{CH}(\text{CH}_3)_2$), 2-methyl-1-butyl ($-\text{CH}_2\text{CH}(\text{CH}_3)\text{CH}_2\text{CH}_3$), 1-hexyl ($-\text{CH}_2\text{CH}_2\text{CH}_2\text{CH}_2\text{CH}_2\text{CH}_3$), 2-hexyl ($-\text{CH}(\text{CH}_3)\text{CH}_2\text{CH}_2\text{CH}_2\text{CH}_3$), 3-hexyl ($-\text{CH}(\text{CH}_2\text{CH}_3)(\text{CH}_2\text{CH}_2\text{CH}_3)$), 2-methyl-2-pentyl ($-\text{C}(\text{CH}_3)_2\text{CH}_2\text{CH}_2\text{CH}_3$), 3-methyl-2-pentyl ($-\text{CH}(\text{CH}_3)\text{CH}(\text{CH}_3)\text{CH}_2\text{CH}_3$), 4-methyl-2-pentyl ($-\text{CH}(\text{CH}_3)\text{CH}_2\text{CH}(\text{CH}_3)_2$), 3-methyl-3-pentyl ($-\text{C}(\text{CH}_3)(\text{CH}_2\text{CH}_3)_2$), 2-methyl-3-pentyl ($-\text{CH}(\text{CH}_2\text{CH}_3)\text{CH}(\text{CH}_3)_2$), 2,3-dimethyl-2-butyl ($-\text{C}(\text{CH}_3)_2\text{CH}(\text{CH}_3)_2$), 3,3-dimethyl-2-butyl ($-\text{CH}(\text{CH}_3)\text{C}(\text{CH}_3)_3$), and octyl ($-(\text{CH}_2)_7\text{CH}_3$).

“Alkylene” refers to a divalent group derived from an alkyl by removing one hydrogen atom. That is, “alkylene” can be a saturated, branched or straight chain or cyclic hydrocarbon radical having two monovalent radical centers derived by the removal of two hydrogen atoms from the same or two different carbon atoms of a parent alkane. For example, an alkylene group can have 1 to 20 carbon atoms, 1 to 12 carbon atoms, or 1 to 6 carbon atoms. Typical alkylene radicals include, but are not limited to, methylene ($-\text{CH}_2-$), 1,1-ethyl ($-\text{CH}(\text{CH}_3)-$), 1,2-ethyl ($-\text{CH}_2\text{CH}_2-$), 1,1-propyl ($-\text{CH}(\text{CH}_2\text{CH}_3)-$), 1,2-propyl ($-\text{CH}_2\text{CH}(\text{CH}_3)-$), 1,3-propyl ($-\text{CH}_2\text{CH}_2\text{CH}_2-$), 1,4-butyl ($-\text{CH}_2\text{CH}_2\text{CH}_2\text{CH}_2-$), and the like.

“Alkenyl” refers to a univalent group derived from a hydrocarbon by removing one hydrogen atom wherein the hydrocarbon contains at least one carbon-to-carbon double bond. For example, an alkenyl group can have 1 to 20 carbon atoms (*i.e.*, C₁-C₂₀ alkenyl), 1 to 12 carbon atoms (*i.e.*, C₁-C₁₂ alkenyl), or 1 to 6 carbon atoms (*i.e.*, C₁-C₆ alkenyl). Typical alkenyl groups include, but are not limited to, ethenyl, prop-1-en-1-yl, prop-1-en-2-yl, prop-2-en-1-yl (allyl), cycloprop-1-en-1-yl; cycloprop-2-en-1-yl, but-1-en-1-yl, but-1-en-2-yl, 2-methyl-prop-1-en-1-yl, but-2-en-1-yl, but-2-en-2-yl, buta-1,3-dien-1-yl, buta-1,3-dien-2-yl, cyclobut-1-en-1-yl, cyclobut-1-en-3-yl, cyclobuta-1,3-dien-1-yl, and the like.

“Alkenylene” refers to a divalent group derived from an alkenyl by removing one hydrogen atom. That is, “alkenylene” can be an unsaturated, branched or straight chain or cyclic unsaturated hydrocarbon radical having two monovalent radical centers derived by the removal of two hydrogen atoms from the same or two different carbon atoms of a parent alkene.

“Alkoxy” refers to a monovalent radical -OR wherein R is an alkyl or alkenyl.

“Base” refers to a substance whose molecule or ion can combine with a proton (hydrogen ion), a substance capable of donating a pair of electrons (to an acid) for the formation of a coordinate covalent bond. A base can be inorganic or organic. Examples of base include, but are not limited to sodium hydroxide, sodium hydride, ammonia, 1,8-diazabicyclo[5.4.0]undec-7-ene (DBU), and 4-dimethylaminopyridine (DMAP).

“Halo” refers to a univalent group derived from a halogen element including fluorine, chlorine, bromine, iodine, and astatine.

By “leaving group”, it is meant a functional group capable of detaching from a chemical substance. Examples of leaving group include, but are not limited to alkoxy, hydroxyl, carboxylate, fluoro, chloro, bromo, iodo, azide, thiocyanate, nitro, mesylate (-OMs), tosylate (-OTs), triflate(-OTf), and etc.

“Heteroalkyl” or “heteroalkenyl” refers to alkyl or alkenyl, respectively, in which one or more of the carbon atoms (and optionally any associated hydrogen atoms), are each, independently of one another, replaced with the same or different heteroatoms or heteroatomic groups. Similarly, “heteroalkylene,” or “heteroalkenylene” refers to alkylene or alkenylene, respectively, in which one or more of the carbon atoms (and optionally any associated hydrogen atoms), are each, independently of one another, replaced with the same or different heteroatoms or heteroatomic groups. Typical heteroatoms or heteroatomic groups which can replace the

carbon atoms include, but are not limited to, -O-, -S-, -N-, -Si-, -NH-, -S(O)-, -S(O)₂-, -S(O)NH-,
-S(O)₂NH- and the like and combinations thereof. The heteroatoms or heteroatomic groups may
be placed at any interior position of the alkyl or alkenyl. Typical heteroatomic groups which can
be included in these groups include, but are not limited to, -O-, -S-, -O-O-, -S-S-, -O-S-,
5 -N(R^a)₂-, =N-N=, -N=N-, -N=N-N(R^a)₂-, -PR^a-, -P(O)₂-, -POR^a-, -O-P(O)₂-, -SO-, -SO₂-,
-Sn(R^a)₂- and the like, where each R^a is independently hydrogen, alkyl, substituted alkyl, aryl,
substituted aryl, arylalkyl, substituted arylalkyl, cycloalkyl, substituted cycloalkyl,
cycloheteroalkyl, substituted cycloheteroalkyl, heteroalkyl, substituted heteroalkyl, heteroaryl,
substituted heteroaryl, heteroarylalkyl or substituted heteroarylalkyl, or a protecting group.

10 “Protecting group” refers to a grouping of atoms that when attached to a reactive
functional group in a molecule masks, reduces or prevents reactivity of the functional group.
Examples of protecting groups can be found in Green *et al.*, “Protective Groups in Organic
Chemistry”, (Wiley, 2nd ed. 1991) and Harrison *et al.*, “Compendium of Synthetic Organic
Methods”, Vols. 1-8 (John Wiley and Sons, 1971-1996). Representative amino protecting
15 groups include, but are not limited to, formyl, acetyl, trifluoroacetyl, benzyl, benzyloxycarbonyl
 (“CBZ”), *tert*-butoxycarbonyl (“Boc”), trimethylsilyl (“TMS”), 2-trimethylsilyl-ethanesulfonyl
 (“SES”), trityl and substituted trityl groups, allyloxycarbonyl, 9-fluorenylmethyloxycarbonyl
 (“FMOC”), nitro-veratryloxycarbonyl (“NVOC”) and the like. Representative hydroxy
protecting groups include, but are not limited to, those where the hydroxy group is either
20 acylated or alkylated such as benzyl, and trityl ethers as well as alkyl ethers, tetrahydropyranyl
ethers, trialkylsilyl ethers and allyl ethers.

The term “substituted”, when used to modify a specified group or radical, means that one
or more hydrogen atoms of the specified group or radical are each, independently of one another,
replaced with the same or different substituent(s). Substituent groups useful for substituting
25 saturated carbon atoms in the specified group or radical include, but are not limited to -R^c, halo,
-O⁻, =O, -OR^b, -SR^b, -S⁻, =S, -N(R^d)₂, =NR^b, =N-OR^b, trihalomethyl, -CF₃, -CN, -OCN, -SCN,
-NO, -NO₂, =N₂, -N₃, -S(O)₂R^b, -S(O)₂NR^b, -S(O)₂O⁻, -S(O)₂OR^b, -OS(O)₂R^b, -OS(O)₂O⁻,
-OS(O)₂OR^b, -P(O)(O⁻)₂, -P(O)(OR^b)(O⁻), -P(O)(OR^b)(OR^b), -C(O)R^b, -C(S)R^b, -C(NR^b)R^b,
-C(O)O⁻, -C(O)OR^b, -C(S)OR^b, -C(O)N(R^d)₂, -C(NR^b)N(R^d)₂, -OC(O)R^b, -OC(S)R^b, -OC(O)O⁻,
30 -OC(O)OR^b, -OC(S)OR^b, -NR^bC(O)R^b, -NR^bC(S)R^b, -NR^bC(O)O⁻, -NR^bC(O)OR^b,
-NR^bC(S)OR^b, -NR^bC(O)N(R^d)₂, -NR^bC(NR^b)R^b and -NR^bC(NR^b)N(R^d)₂, where R^c is selected

from the group consisting of alkyl, cycloalkyl, heteroalkyl, cycloheteroalkyl, aryl, arylalkyl, heteroaryl and heteroarylalkyl; each R^b is independently hydrogen, a protecting group, or R^c ; and each R^d is independently R^b or alternatively, the two R^d s may be taken together with the nitrogen atom to which they are bonded form a 4-, 5-, 6- or 7-membered cycloheteroalkyl which may optionally include from 1 to 4 of the same or different additional heteroatoms selected from the group consisting of O, N and S. As specific examples, $-N(R^d)_2$ is meant to include $-NH_2$, -NH-alkyl, N-pyrrolidinyl and N-morpholinyl. As another specific example, a substituted alkyl is meant to include -alkylene-O-alkyl, -alkylene-heteroaryl, -alkylene-cycloheteroalkyl, -alkylene-C(O)OR^b, -alkylene-C(O)N(R^d)₂, and $-CH_2-CH_2-C(O)-CH_3$. The one or more substituent groups, taken together with the atoms to which they are bonded, may form a cyclic ring including cycloalkyl and cycloheteroalkyl.

The term "alcohol" herein means an organic compound in which a hydroxyl group (-OH) is bound to a carbon atom of an alkyl or substituted alkyl group. The alcohol includes primary, secondary, and tertiary alcohols. Examples of alcohol include, but are not limited to, methanol, ethanol, n-propanol, isopropanol, n-butanol, s-butanol, and t-butanol. The alcohol may be further optionally substituted.

The term "alkane hydrocarbon" herein means an organic compound or a mixture of organic compounds which consist of hydrogen and carbon and contain no or trace amount of unsaturated carbon-carbon bond. Examples of alkane hydrocarbon include, but are not limited to, hexanes and heptanes.

The term "base" refers to a substance that can accept protons. Examples of the base include, but are not limited to sodium hydride (NaH), potassium hydride (KH), sodium hexamethyldisilazane (NaHMDS), potassium hexamethyldisilazane (KHMDS), sodium tert-butoxide (NaO^tBu), potassium tert-butoxide (KO^tBu), sodium hydroxide, potassium hydroxide, calcium hydroxide, sodium methoxide, sodium ethoxide, sodium tert-butoxide, and a mixture thereof. The term "hydroxide or alkoxide base" refers to a base, the disassociation of which produces the anion OH⁻ or RO⁻, where R is an alkyl group. Examples of the hydroxide base include, but are not limited to, sodium hydroxide, potassium hydroxide, calcium hydroxide, and a mixture thereof. Examples of the alkoxide base include, but are not limited to, sodium methoxide, sodium ethoxide, sodium tert-butoxide, and a mixture thereof.

By “room temperature”, it is meant the normal temperature of room in which people live or conduct business. In one example, the room temperature denotes a temperature ranging from about 20 to about 25°C.

As used herein, “polar aprotic solvent” refers to a solvent that shares ion dissolving power with a protic solvent but lack an acidic hydrogen. A protic solvent is a solvent that has a hydrogen atom bound to an oxygen as in a hydroxyl group or a nitrogen as in an amine group. More generally, any molecular solvent which contains dissociable H⁺, such as hydrogen fluoride, is called a protic solvent. The molecules of such protic solvents can donate an H⁺ (proton). Conversely, aprotic solvents cannot donate hydrogen. The aprotic solvents generally have high dielectric constants and high polarity. Examples are dimethyl sulfoxide (DMSO), dimethylformamide (DMF), dioxane, hexamethylphosphorotriamide (HMPTA), and tetrahydrofuran (THF).

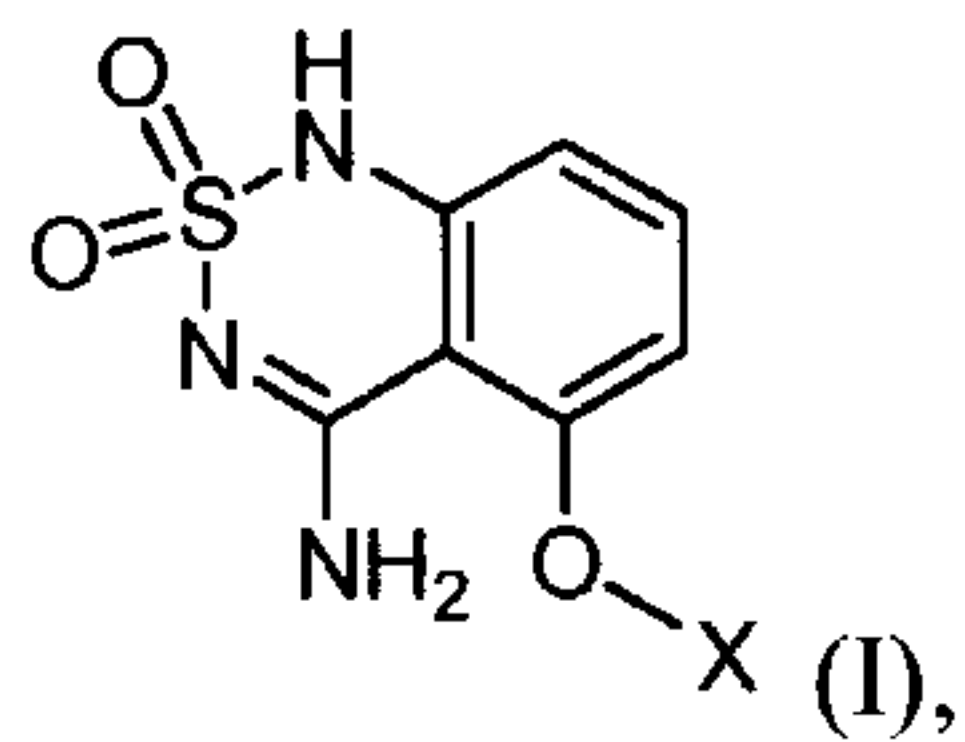
The term “organic amine” herein denotes a compound having structural formula N(R)₃, wherein each R is independently hydrogen, alkyl, alkenyl, aryl, heteroaryl, heteroalkyl, arylalkyl, or heteroarylalkyl, or alternatively, two of R, together with the nitrogen atom to which they are attached, form a heterocyclic ring. Examples of organic amine include, but are not limited to, methylamine, dimethylamine, diethylamine, methylethylamine, triethylamine, diisopropylethylamine (DIEA), morpholine, piperidine, and combinations thereof.

The term “portionwise”, as used herein, describes a controlled discharge of a substance for adding to another substance or filling a reactor or container. The controlled discharge may be discrete or continuous. The portionwise discharge of a substance may include discharge the substance in one portion or in multiple portions. In one example, a liquid is added to a reaction mixture over an extended period of time by controlling the discharging speed of the liquid. In another example, a solid material is added to a reaction mixture by dividing the solid material in multiple portions and discharge the solid material one portion at a time.

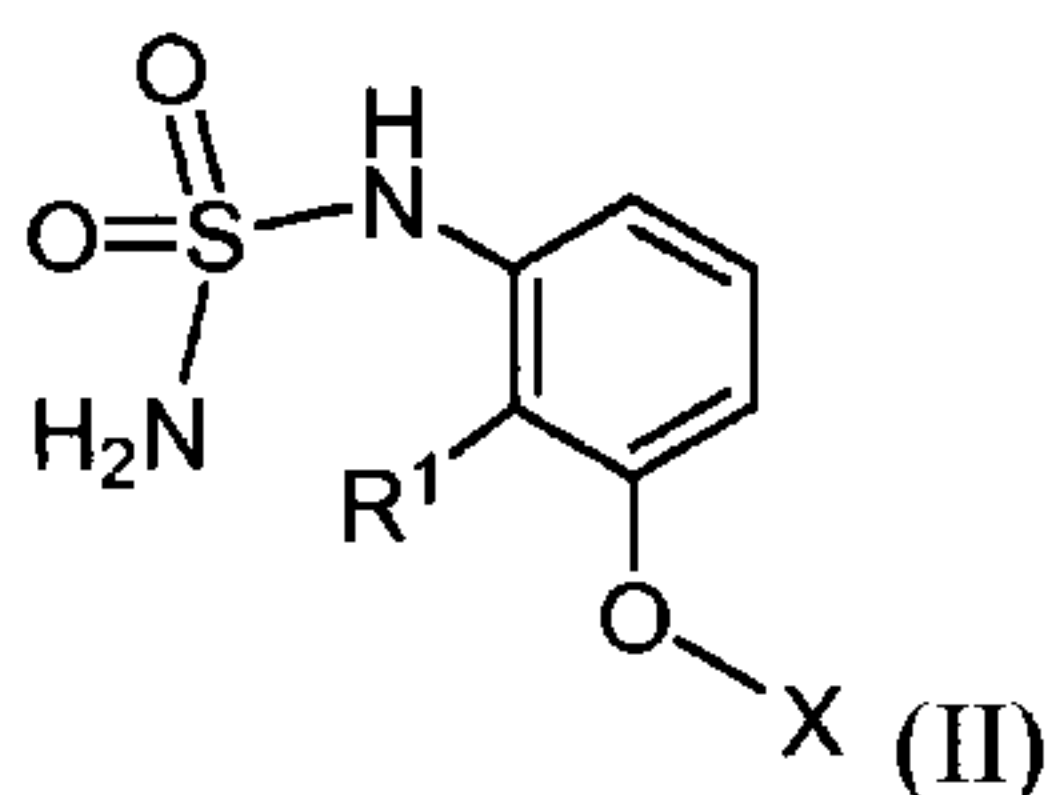
Processes/Methods

The present invention provides methods/processes for preparing the compounds having structural Formula (I) amenable to large scale process.

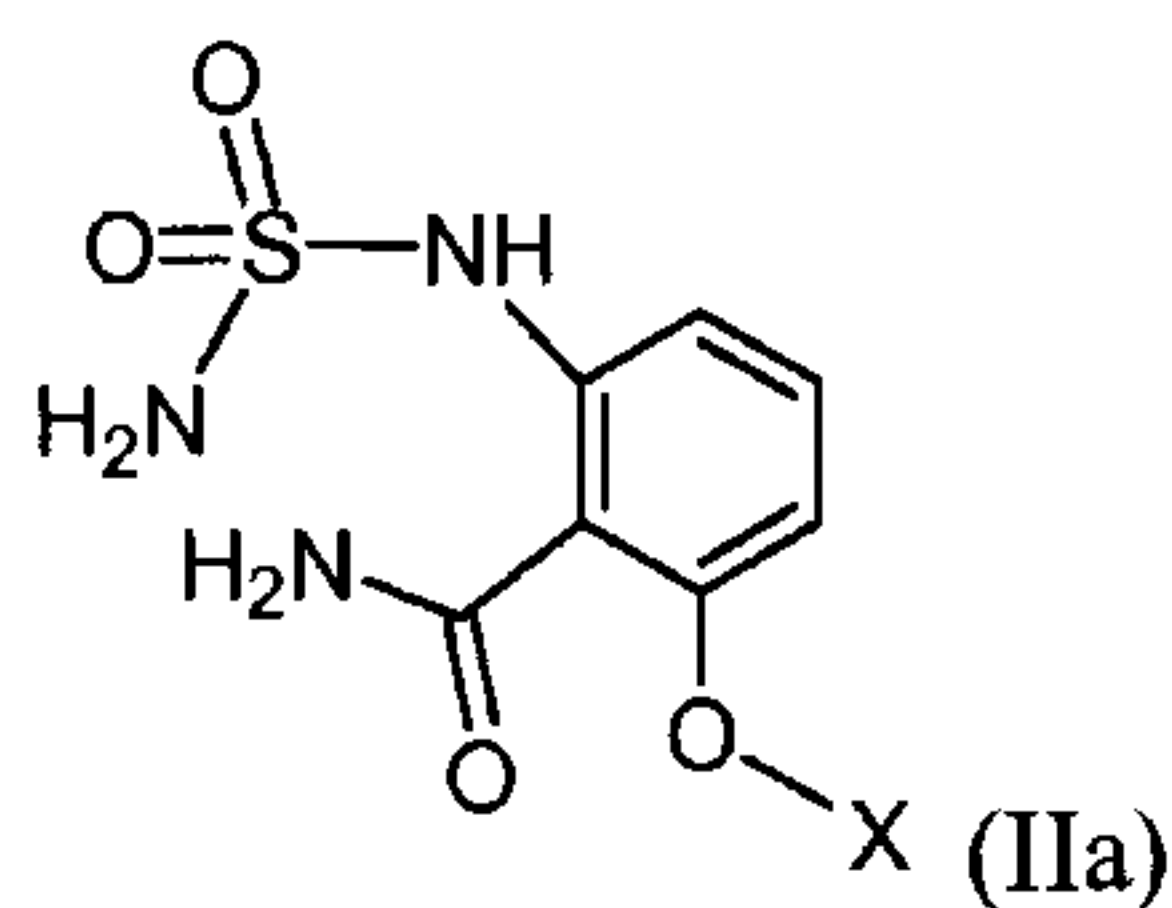
In one embodiment, the present invention provides a process of preparing a compound having structural Formula (I):



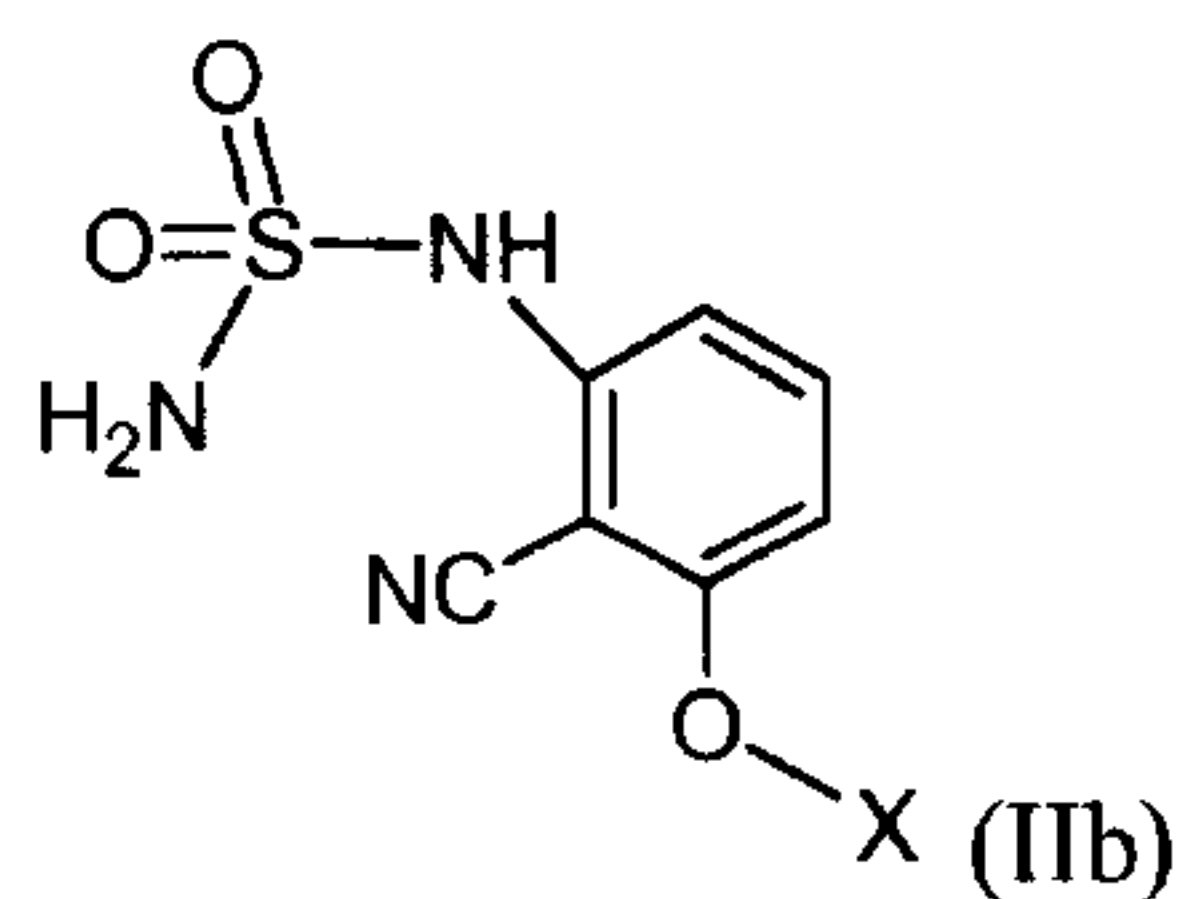
which comprises reacting a compound having structural Formula (II)



with a base or an activating reagent, wherein R¹ is -CN or -C(O)NH₂; and X is alkyl, substituted
 5 alkyl, alkenyl, substituted alkenyl, heteroalkyl, substituted heteroalkyl, heteroalkenyl, or
 substituted heteroalkenyl. For example, this process may comprise reacting a compound having
 structural Formula (IIa)

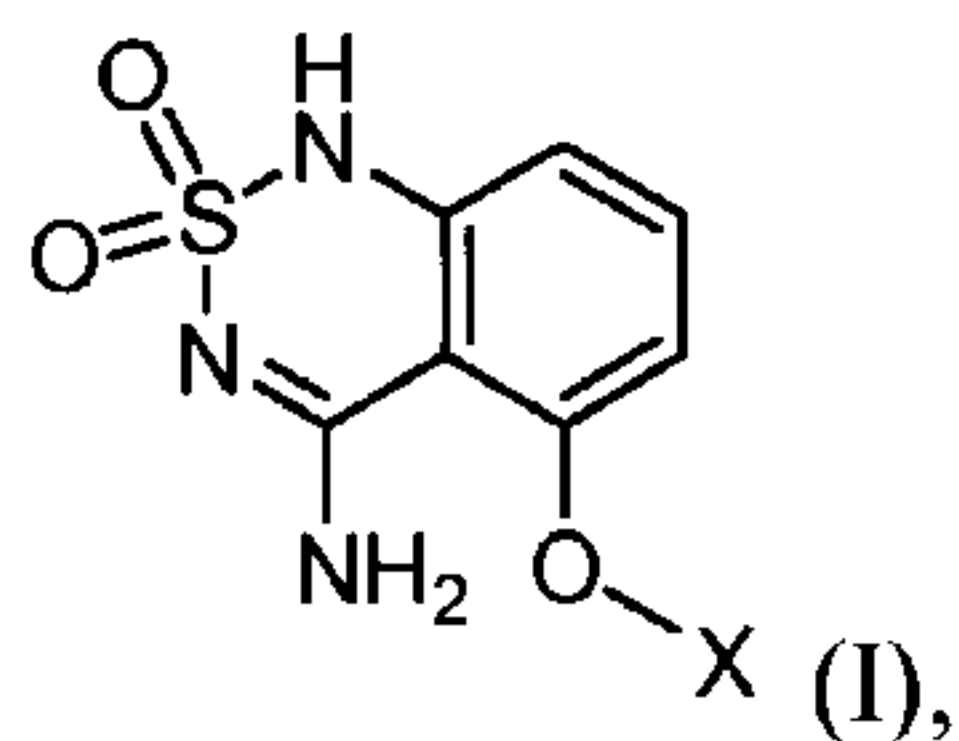


with an activating reagent to provide the compound of Formula (I). Alternatively, this process
 10 may comprise reacting a compound having structural Formula (IIb)

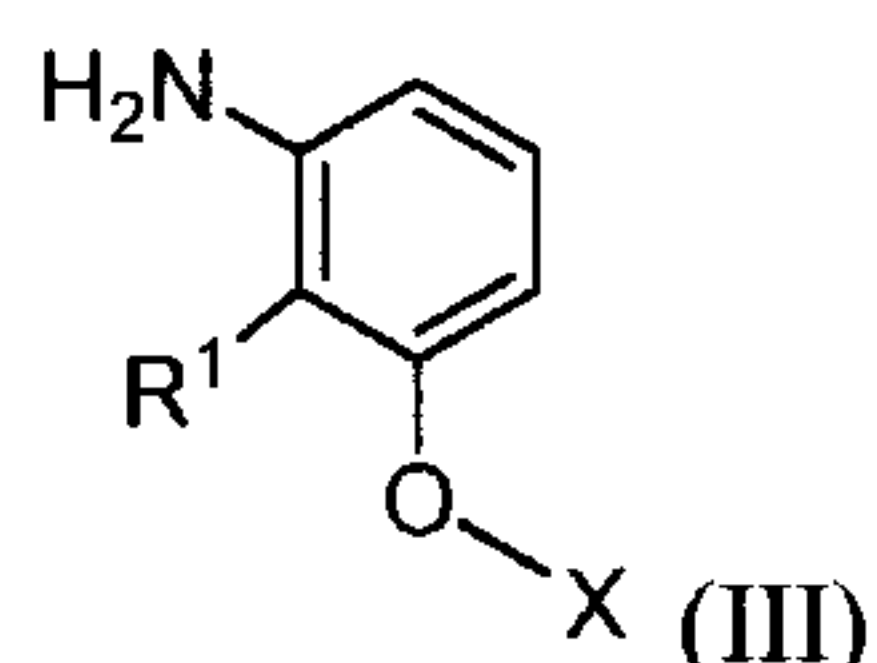


with a base to provide the compound of Formula (I).

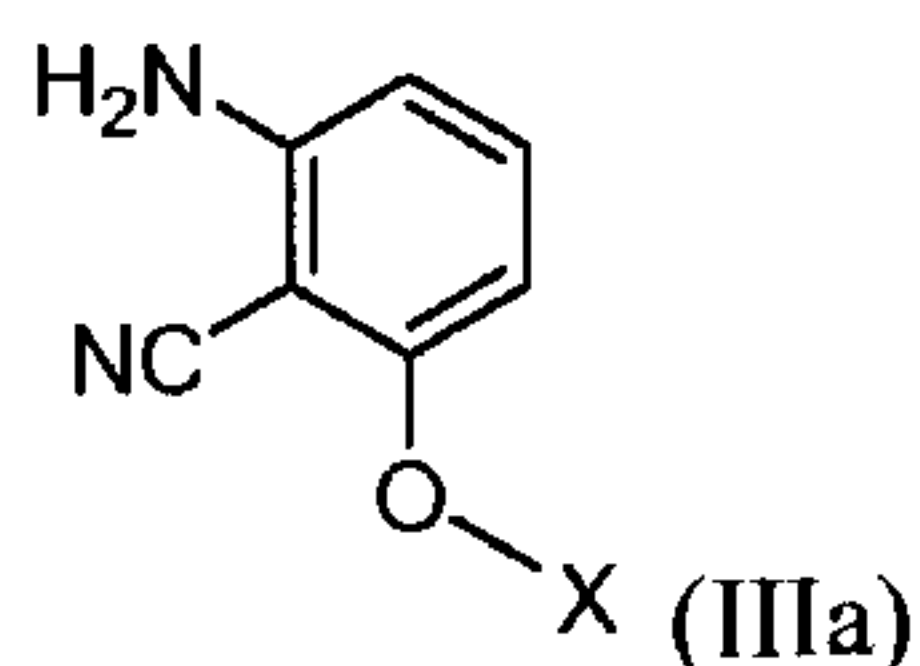
In one embodiment, the present invention provides a process of preparing a compound
 having structural Formula (I):



which comprises reacting a compound having structural Formula (III)

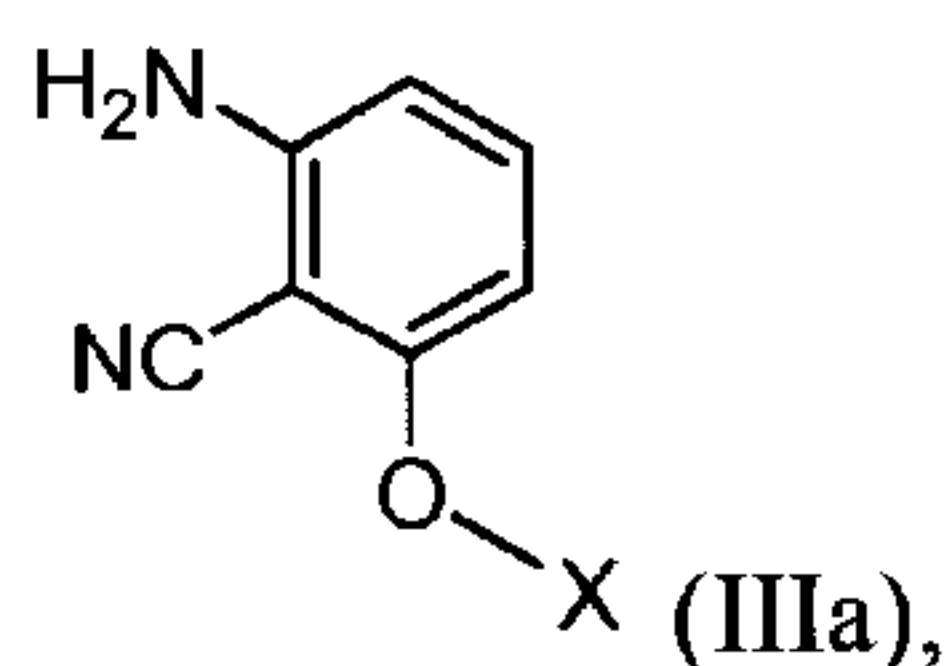


with $\text{NH}_2\text{S(O)}_2\text{NH}_2$ or $\text{Cl-S(O)}_2\text{-NH}_2$ optionally in the presence of a base, to provide directly the compound having structural Formula (I), or alternatively to provide the compound having structural formula (II) of claim 1 which is further reacted with an inorganic base or an activating reagent to provide the compound having structural Formula (I), wherein R^1 is $-\text{CN}$ or $-\text{C(O)NH}_2$; and X is alkyl, substituted alkyl, alkenyl, substituted alkenyl, heteroalkyl, substituted heteroalkyl, heteroalkenyl, or substituted heteroalkenyl. For example, this process may comprise reacting a compound having structural Formula (IIIa):

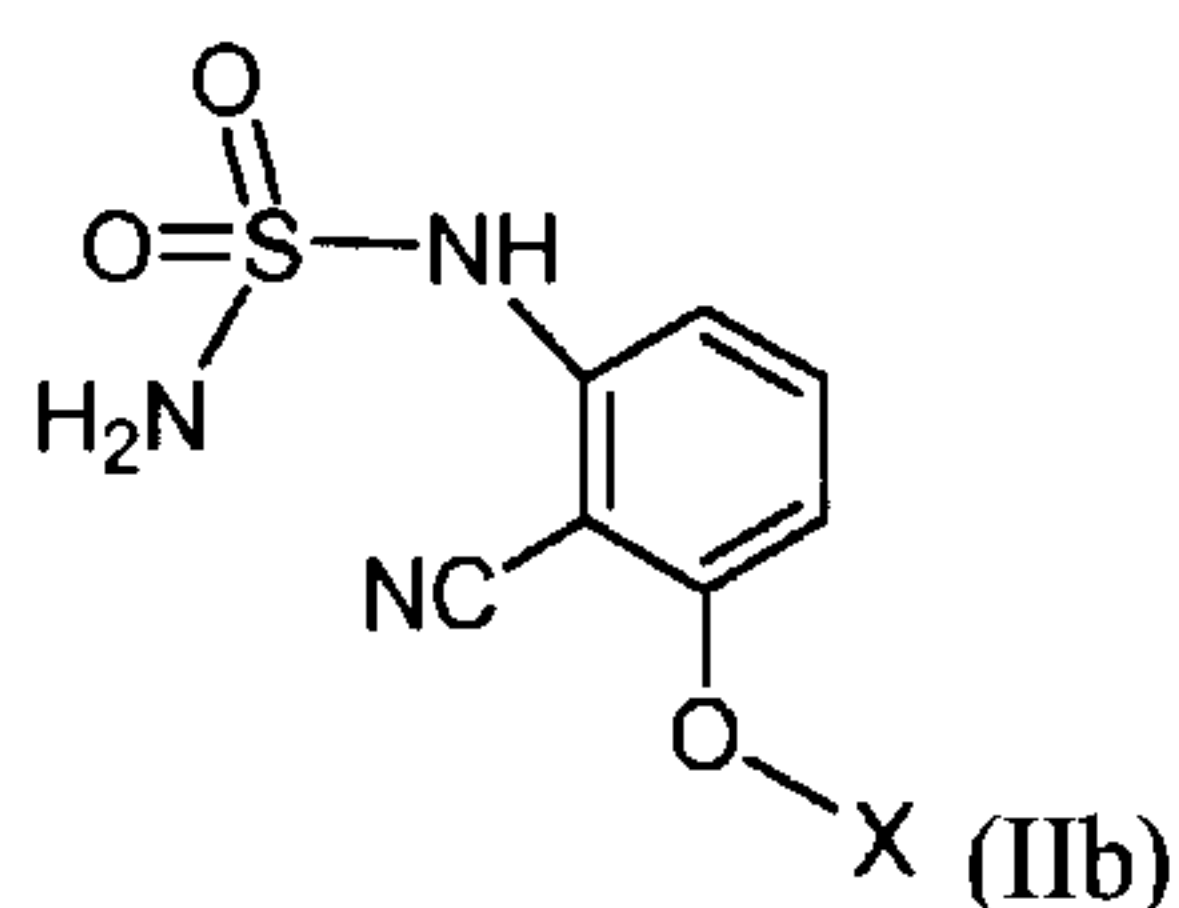


with $\text{NH}_2\text{-S(O)}_2\text{-NH}_2$ in the presence of a base to provide the compound of Formula (I).

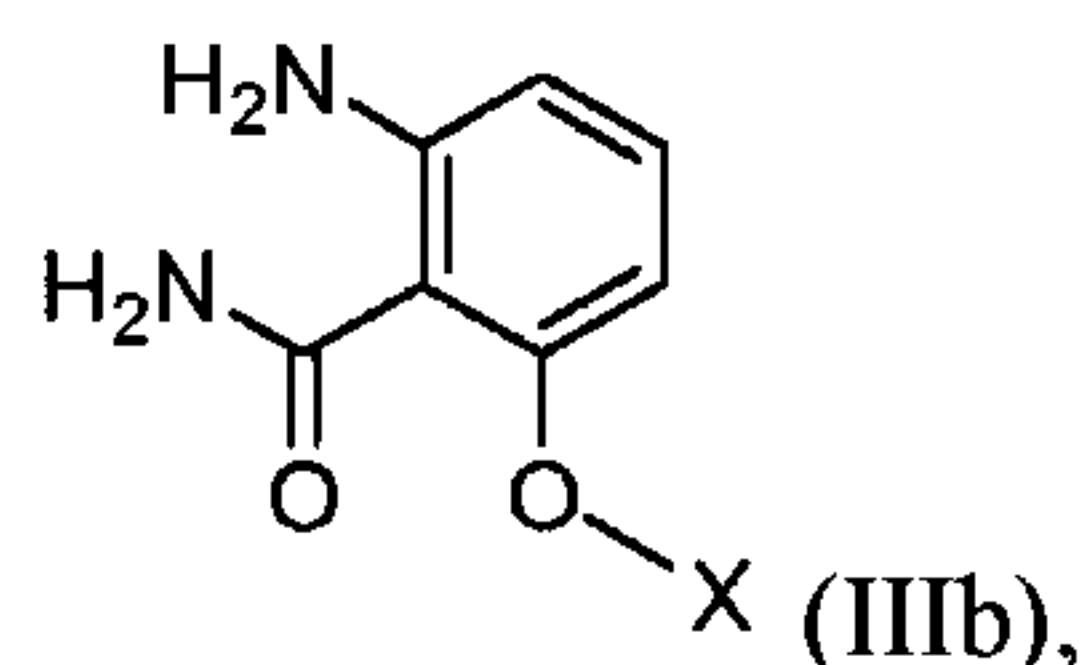
Alternatively, this process may comprise reacting a compound having structural Formula (IIIa)



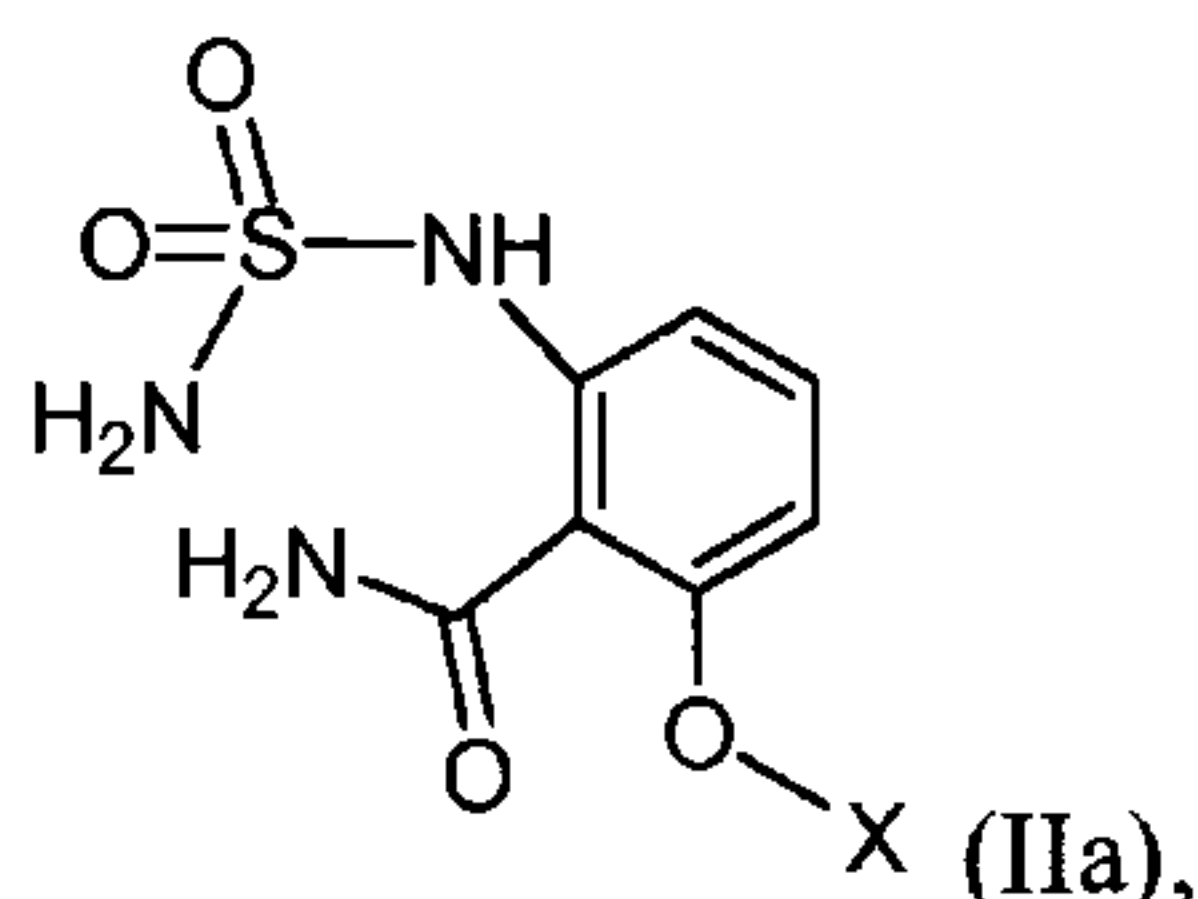
with $\text{Cl-S(O)}_2\text{-NH}_2$ to provide a compound having structural Formula (IIb)



which is further reacted with a base to provide the compound having structural Formula (I).
Alternatively, this process may comprise reacting a compound having structural Formula (IIIb)



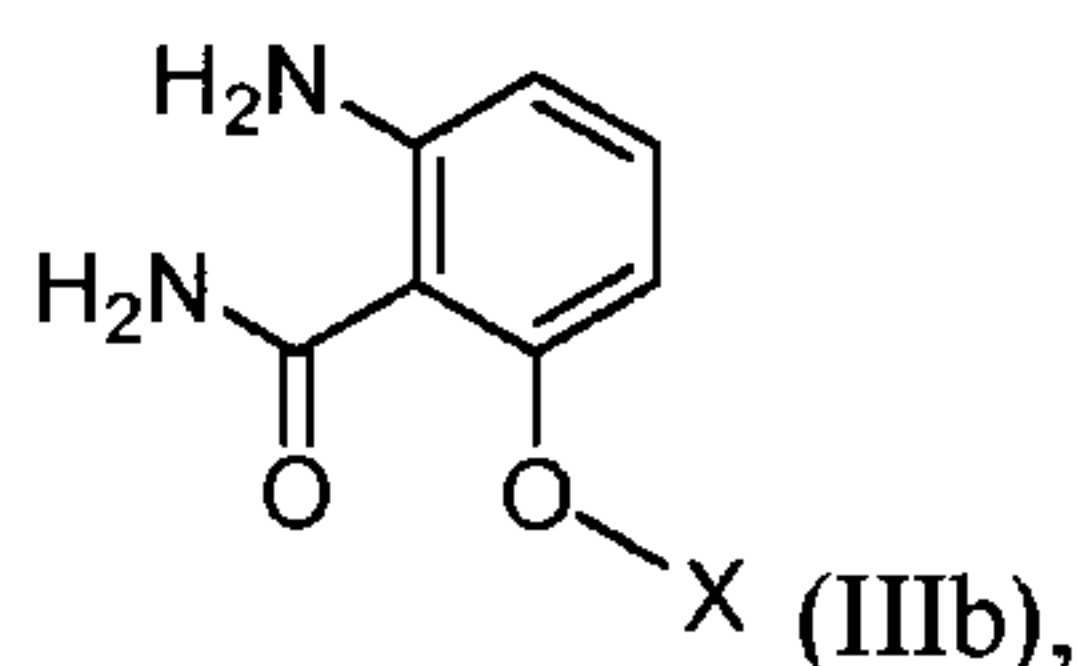
with $\text{Cl-S(O)}_2\text{-NH}_2$ to provide a compound having structural Formula (IIa),



5

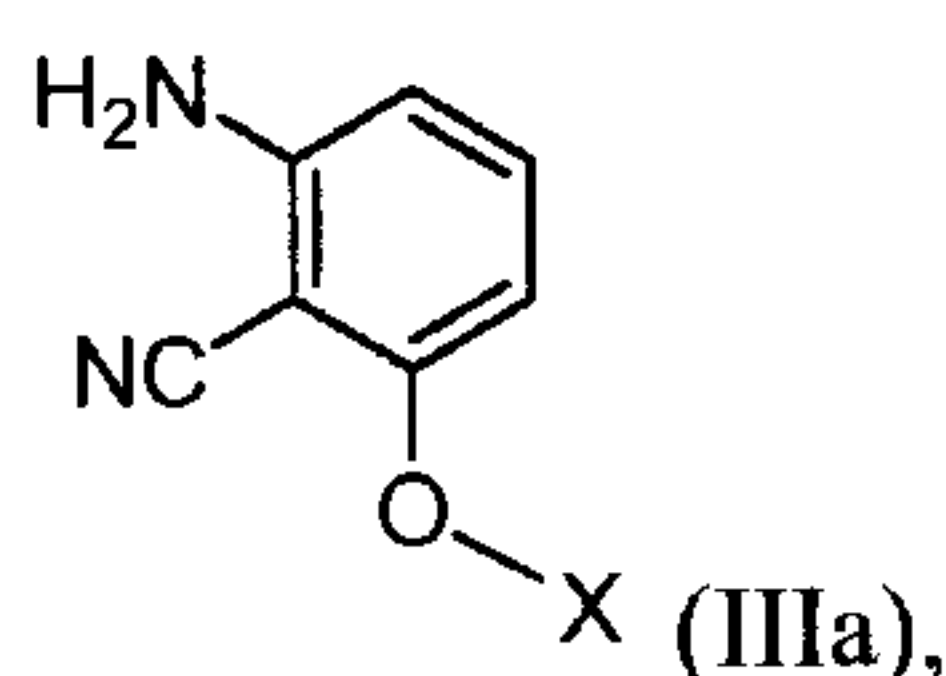
which is further reacted with an activating reagent to provide the compound having structural Formula (I).

In one embodiment, the present invention provides a process of preparing a compound having structural Formula (IIIb):



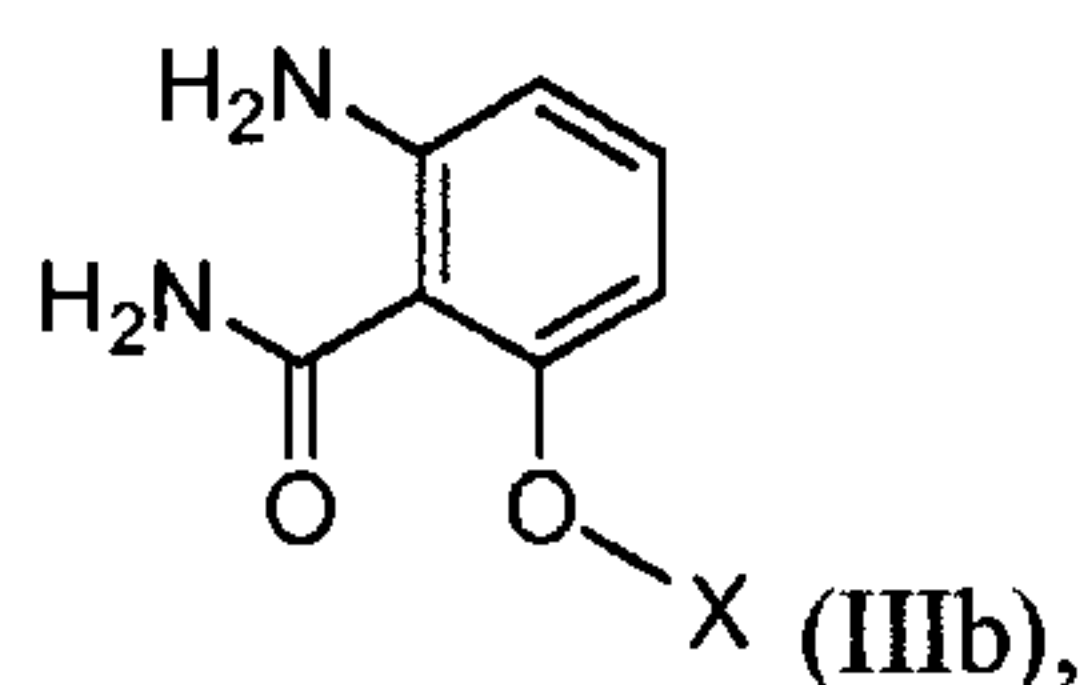
10

which comprises hydrolyzing a compound having structural formula (IIIa)

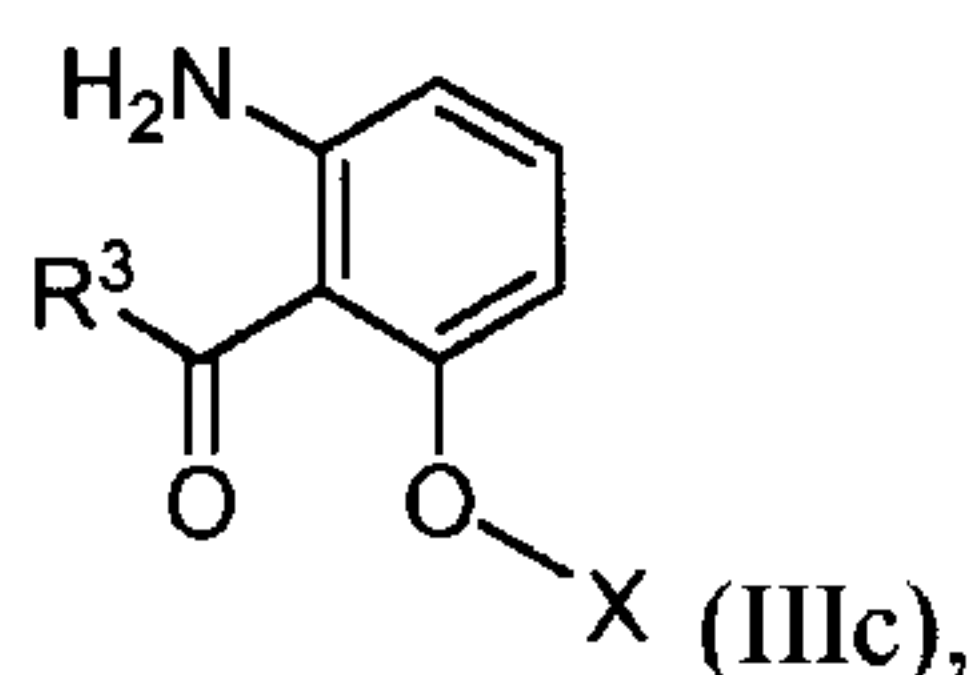


wherein X is alkyl, substituted alkyl, alkenyl, substituted alkenyl, heteroalkyl, substituted heteroalkyl, heteroalkenyl, or substituted heteroalkenyl.

15 In one embodiment, the present invention provides a process of preparing a compound having structural Formula (IIIb):

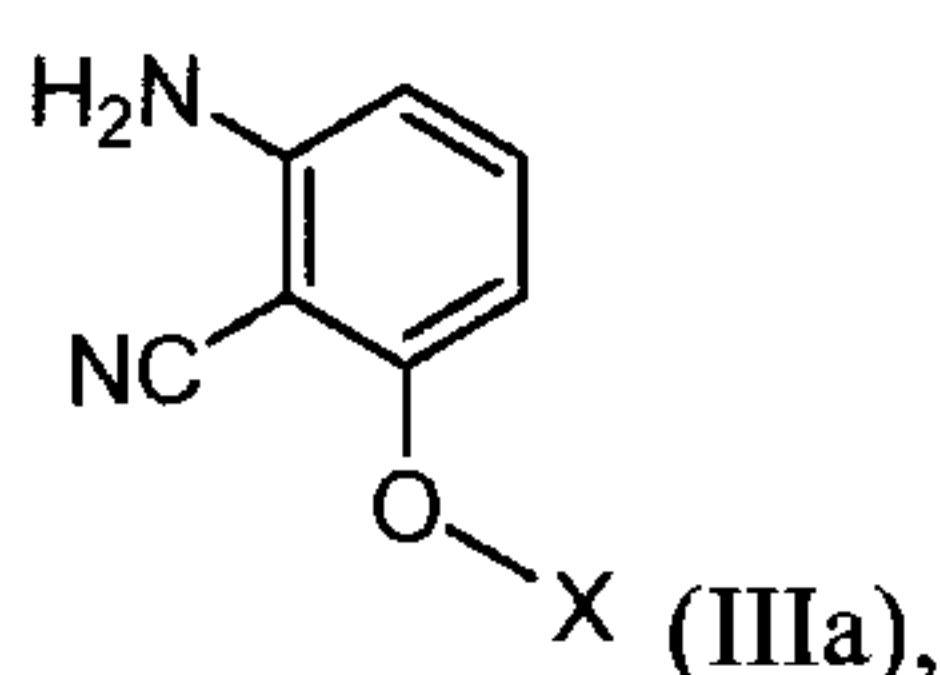


which comprises treating a compound having structural formula (IIIc) with ammonia,

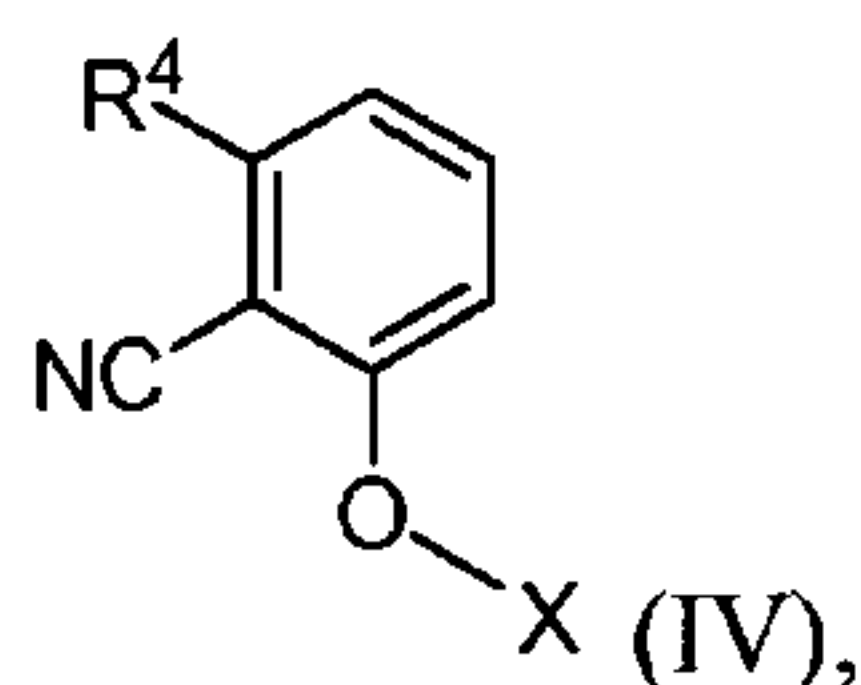


wherein X is alkyl, substituted alkyl, alkenyl, substituted alkenyl, heteroalkyl, substituted heteroalkyl, heteroalkenyl, or substituted heteroalkenyl; and R³ is halo or alkoxy.

5 In one embodiment, the present invention provides a process of preparing a compound having structural Formula (IIIa):



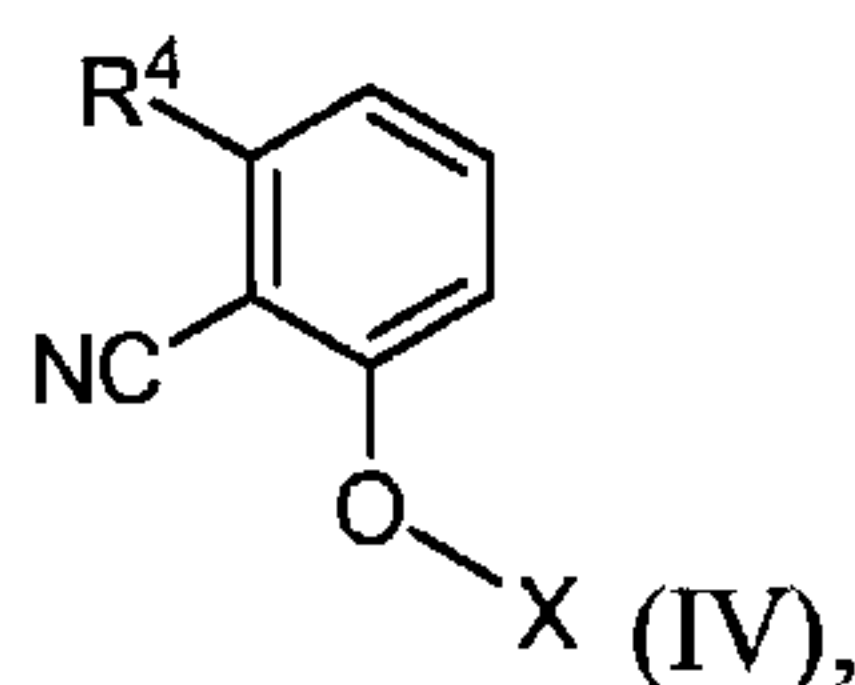
which comprises reducing a compound having structural Formula (IV), or treating a compound having structural Formula (IV) with ammonia,



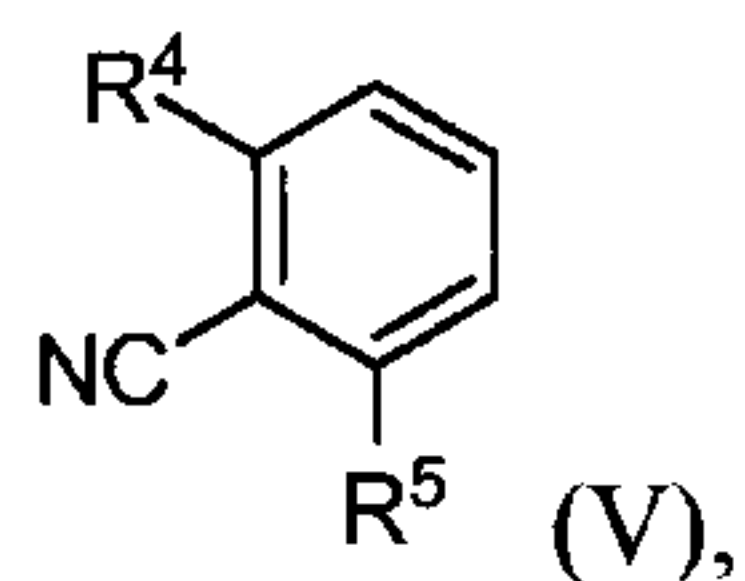
10

wherein R⁴ is nitro or halo; and X is alkyl, substituted alkyl, alkenyl, substituted alkenyl, heteroalkyl, substituted heteroalkyl, heteroalkenyl, or substituted heteroalkenyl. For example, this process may comprise reducing the compound having structural Formula (IV) to provide the compound of Formula (IIIa), wherein R⁴ is nitro. Alternatively, the process may comprise
15 treating the compound having structural Formula (IV) with ammonia to provide the compound of Formula (IIIa), wherein R⁴ is halo.

In one embodiment, the present invention provides a process of preparing a compound having structural Formula (IV):

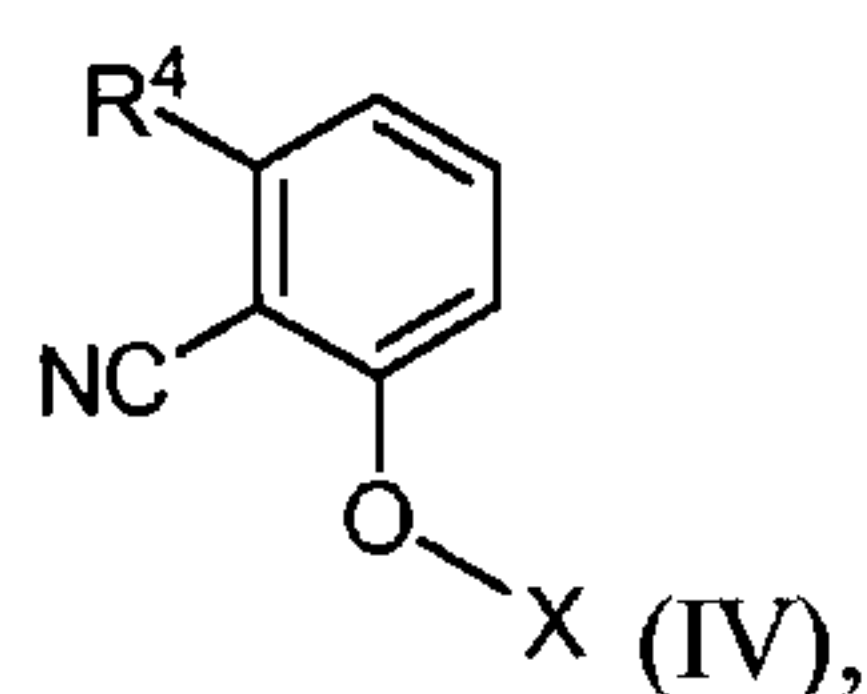


20 comprising reacting a compound having structural Formula (V)

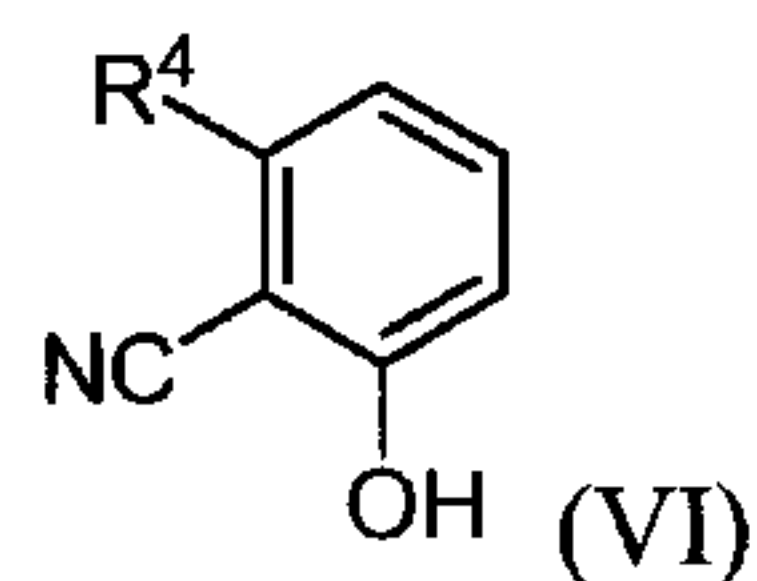


with X-OH in the presence of a base; wherein R⁴ is nitro, -NH₂, or halo; X is alkyl, substituted alkyl, alkenyl, substituted alkenyl, heteroalkyl, substituted heteroalkyl, heteroalkenyl, or substituted heteroalkenyl; and R⁵ is nitro or halo.

- 5 In one embodiment, the present invention provides a process of preparing a compound having structural Formula (IV):

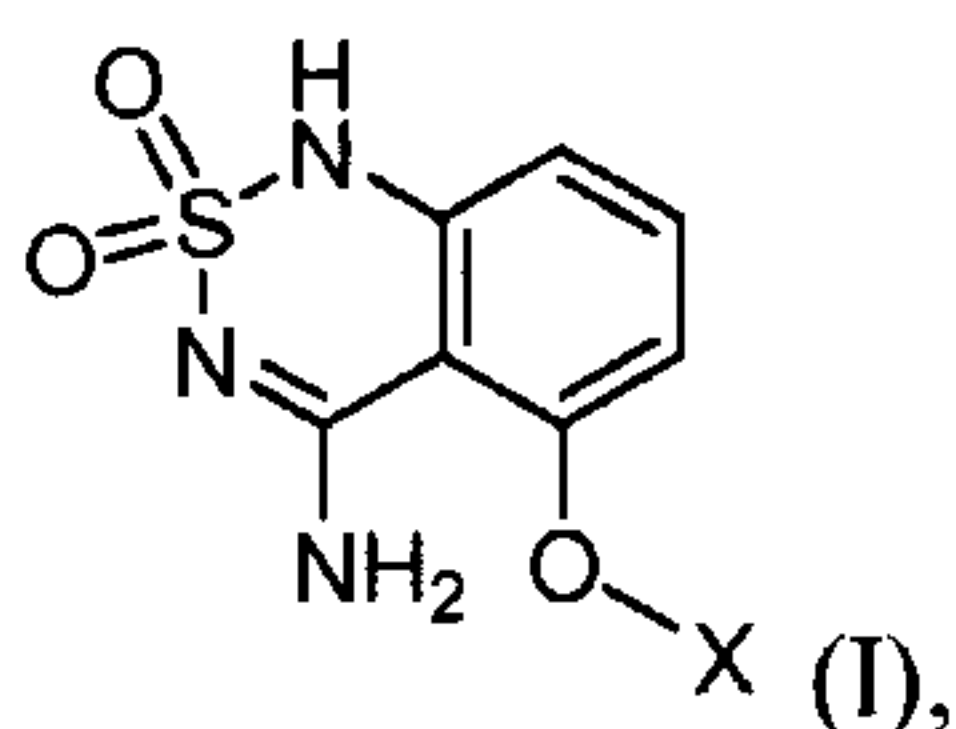


comprising reacting a compound having structural Formula (VI)

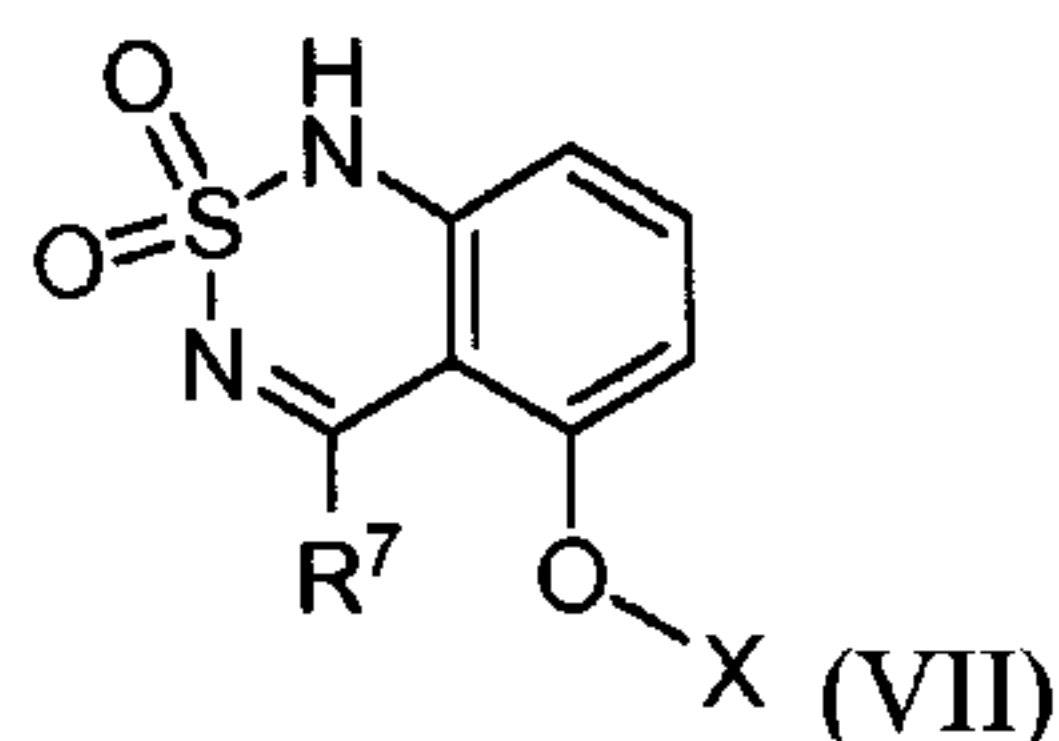


- 10 with X-R⁶ in the presence of a base or an activating reagent; wherein R⁴ is nitro, -NH₂, or halo; X is alkyl, substituted alkyl, alkenyl, substituted alkenyl, heteroalkyl, substituted heteroalkyl, heteroalkenyl, or substituted heteroalkenyl; and R⁶ is a leaving group selected from halo, -OMs, -OTs, and -OTf.

- 15 In one embodiment, the present invention provides a process of preparing a compound having structural Formula (I):



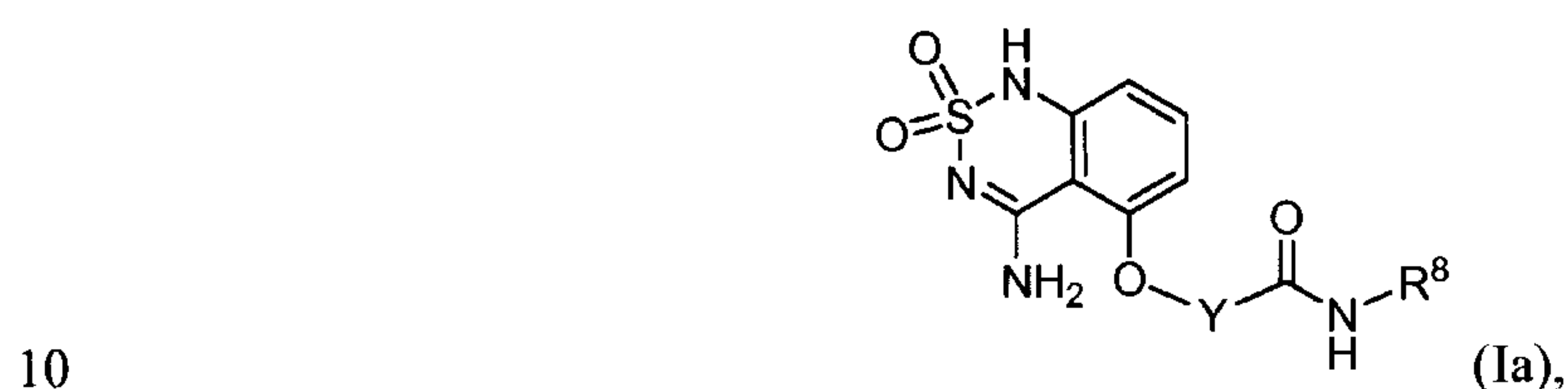
comprising reacting a compound having structural Formula (VII)



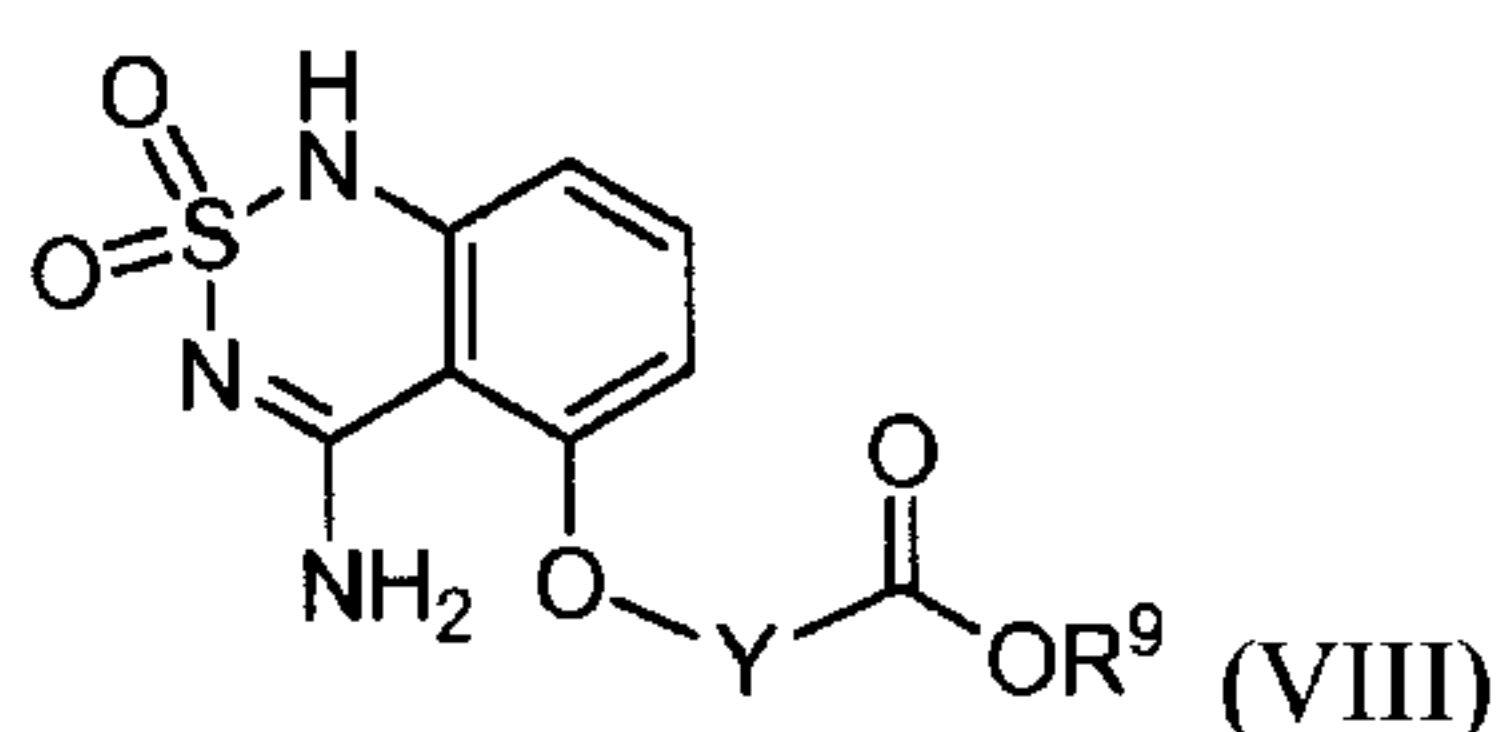
with NH_3 or $\text{NH}_3 \cdot \text{H}_2\text{O}$; wherein X is alkyl, substituted alkyl, alkenyl, substituted alkenyl, heteroalkyl, substituted heteroalkyl, heteroalkenyl, or substituted heteroalkenyl; and R^7 is a leaving group selected from the group consisting of halo, -OMs, -OTs, and -OTf.

In preferred embodiments of the above described processes, X is C1-C12 alkyl, C1-C12 heteroalkyl, C1-C12 alkenyl, C1-C12 heteroalkenyl, $-\text{Y}-\text{C}(\text{O})-\text{OR}^2$, or $-\text{Y}-\text{C}(\text{O})-\text{NH}-\text{R}^2$; Y is C1-C12 alkylene or C1-C12 alkenylene; and each R^2 is independently hydrogen or C1-C12 alkyl.

In one embodiment, the present invention provides a process of preparing a compound having structural Formula (Ia):

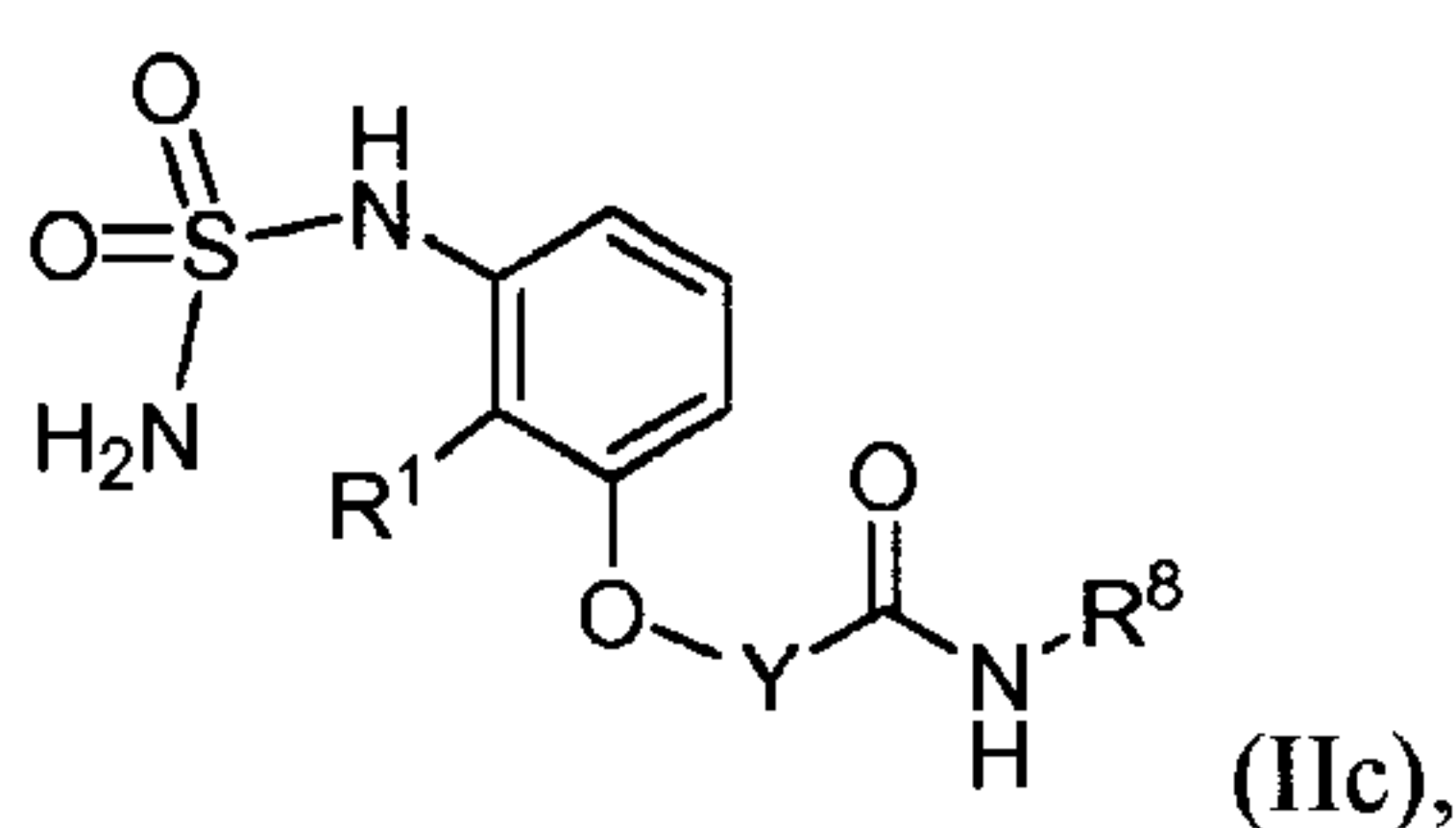


comprising reacting a compound having structural Formula (VIII)

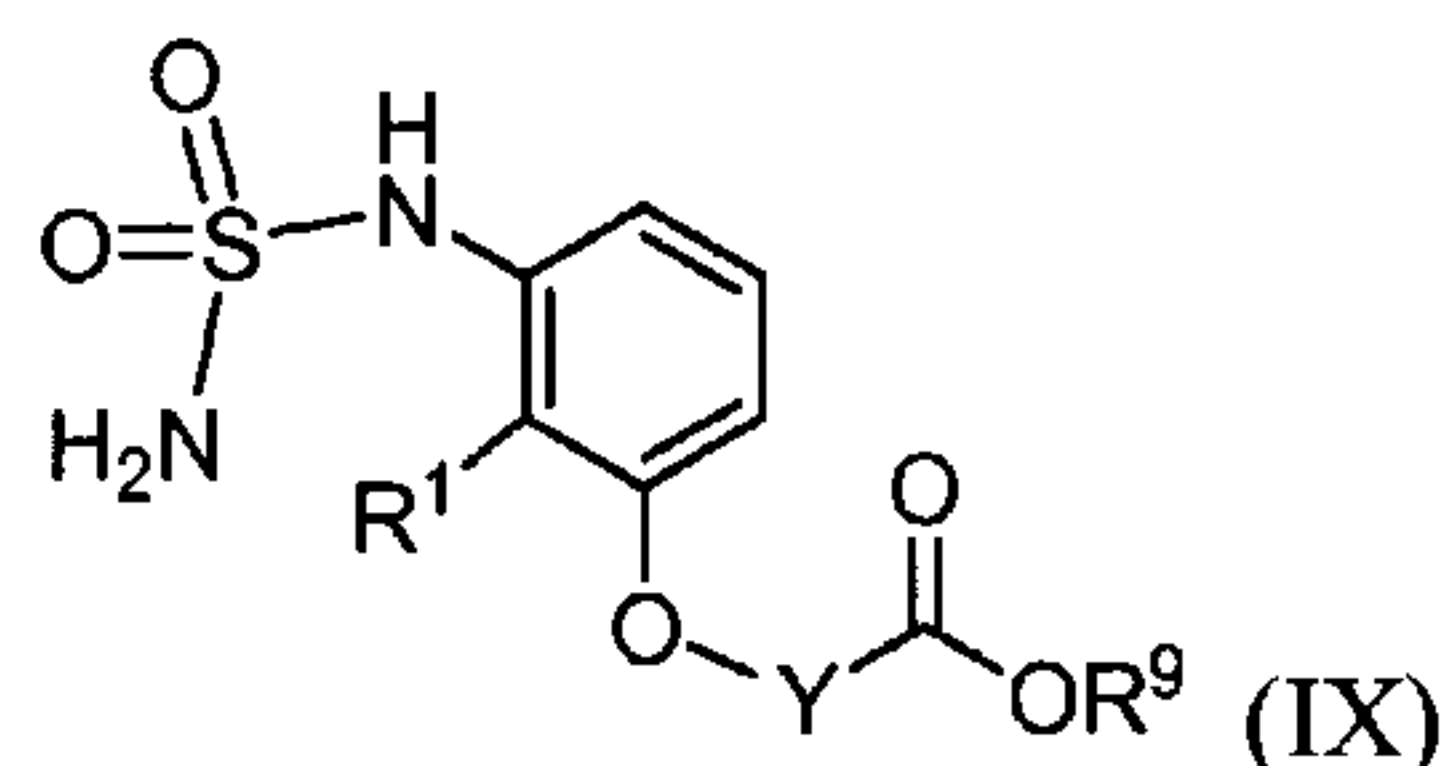


with R^8-NH_2 , in the presence of an activating reagent; wherein Y is C1-C12 alkylene or C1-C12 alkenylene; R^8 is C1-C12 alkyl; and R^9 is hydrogen or C1-C12 alkyl.

15 In one embodiment, the present invention provides a process of preparing a compound having structural Formula (IIc):

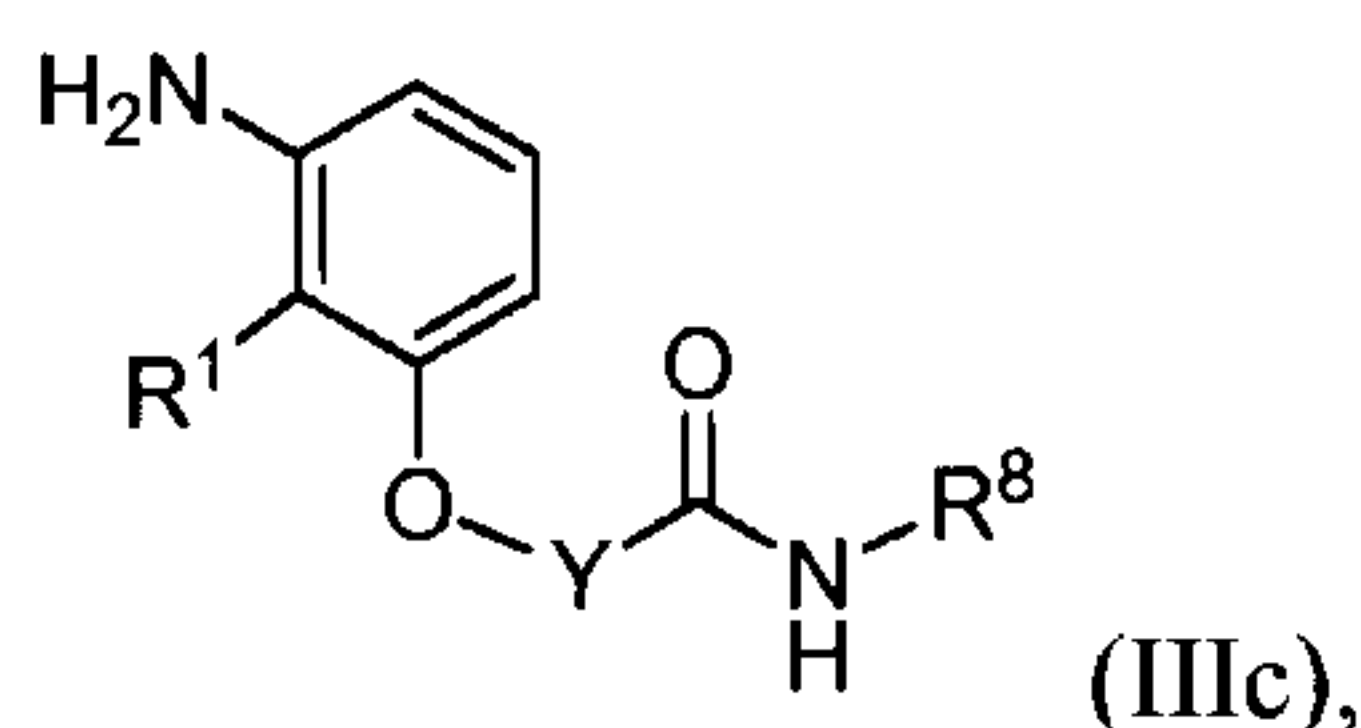


comprising reacting a compound having structural Formula (IX)

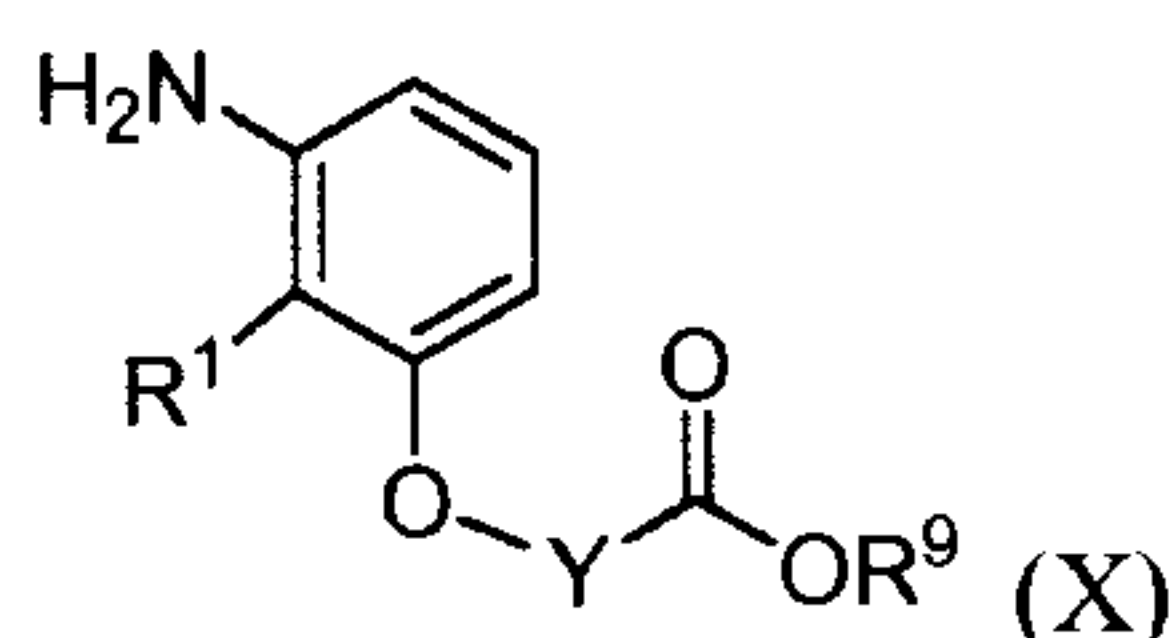


with R⁸-NH₂, in the presence of an activating reagent; wherein R¹ is -CN or -C(O)NH₂; each R² is independently hydrogen or C1-C12 alkyl; Y is C1-C12 alkylene or C1-C12 alkenylene; R⁸ is C1-C12 alkyl; and R⁹ is hydrogen or C1-C12 alkyl.

5 In one embodiment, the present invention provides a process of preparing a compound having structural Formula (IIIc):

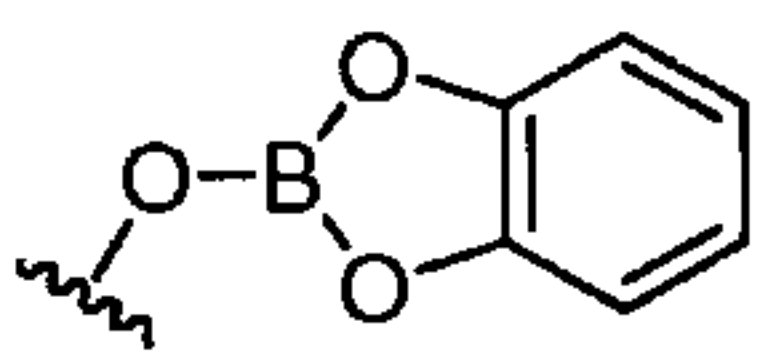


comprising reacting a compound having structural Formula (X)

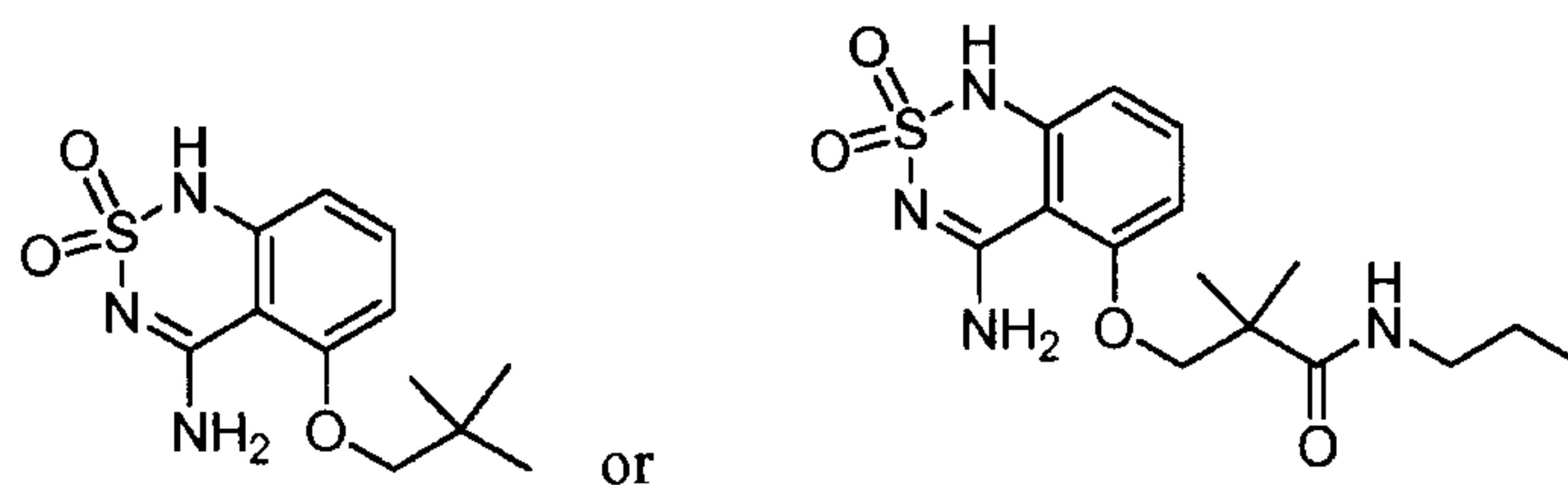


10 with R⁸-NH₂, in the presence of an activating reagent; wherein R¹ is -CN or -C(O)NH₂; Y is C1-C12 alkylene or C1-C12 alkenylene; and R⁸ is C1-C12 alkyl; and R⁹ is hydrogen or C1-C12 alkyl.

In one embodiment, the present invention provides a process of preparing a compound having a structural formula of R⁶-Y-C(O)-NH-R² comprising reacting a compound having a structural formula of R⁶-Y-C(O)-R¹⁰ with R²-NH₂, optionally in the presence of an activating reagent or a base; wherein R² is hydrogen or C1-C12 alkyl; R⁶ is halo or hydroxyl; Y is C1-C12 alkylene or C1-C12 alkenylene; R¹⁰ is a leaving group selected from the group consisting of

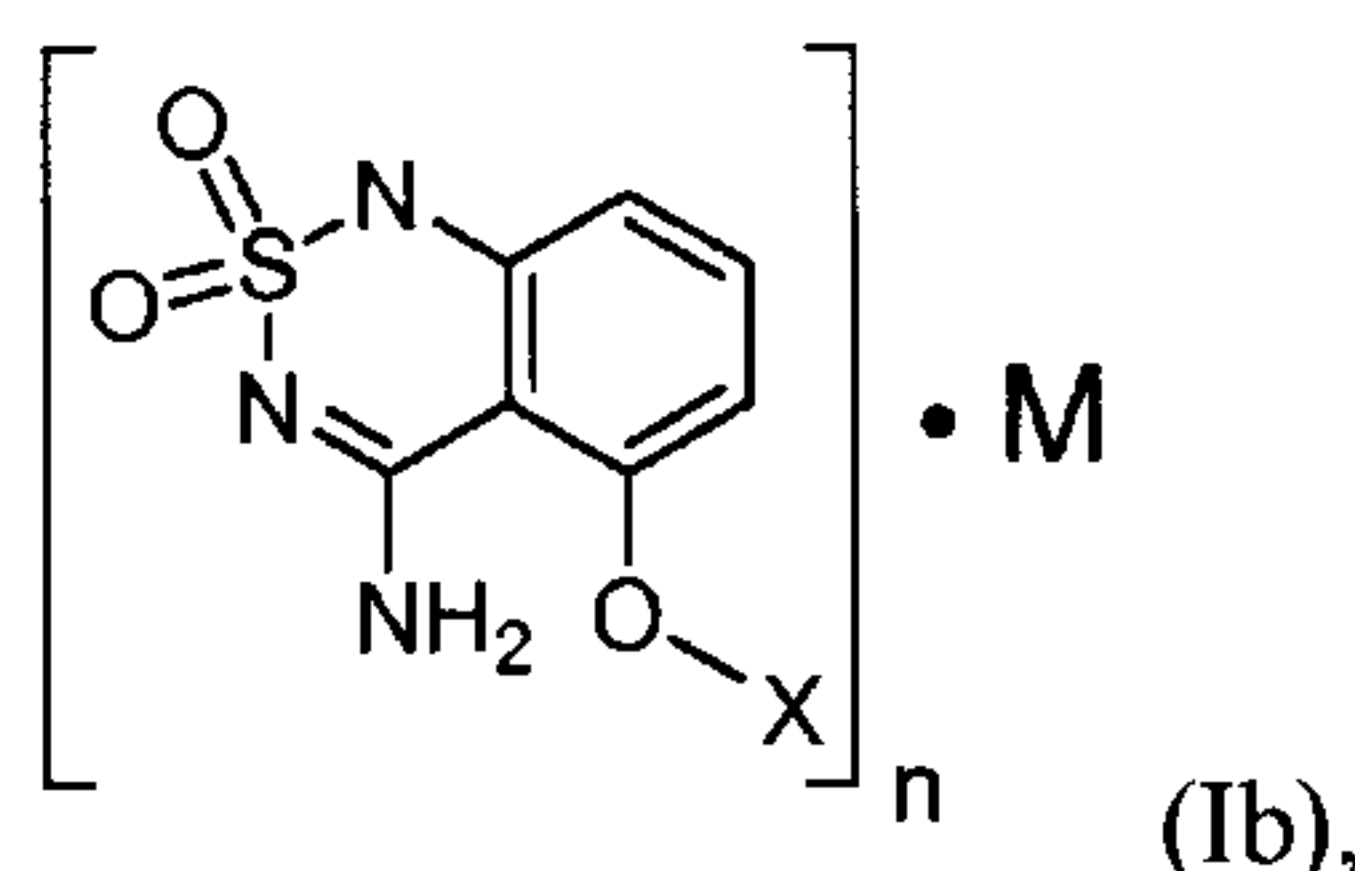
halo, -OR¹¹, -O-C(=CH₂)-OR¹², and ; R¹¹ is hydrogen or C1-C12 alkyl; and R¹² is C1-C12 alkyl.

20 In preferred embodiments of the above described processes, the compound having structural Formula (I) is

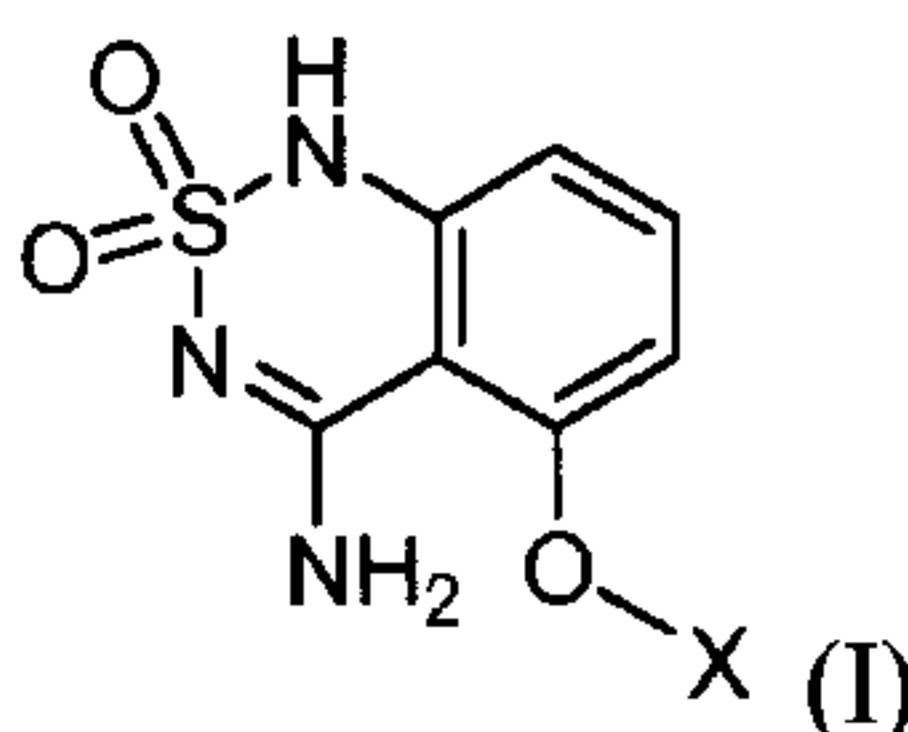


In one embodiment, the present invention provides syntheses of the sodium salt of the compounds having structural Formula (I) amenable to large scale process. It was observed that the sodium salts of the present compounds have improved physical properties especially with regard to improved solubility characteristics in specific solvents that are used to prepare stock solutions.

In one embodiment, the present invention provides a process of preparing a compound having structural Formula (Ib):



comprising reacting a compound having structural Formula (I)

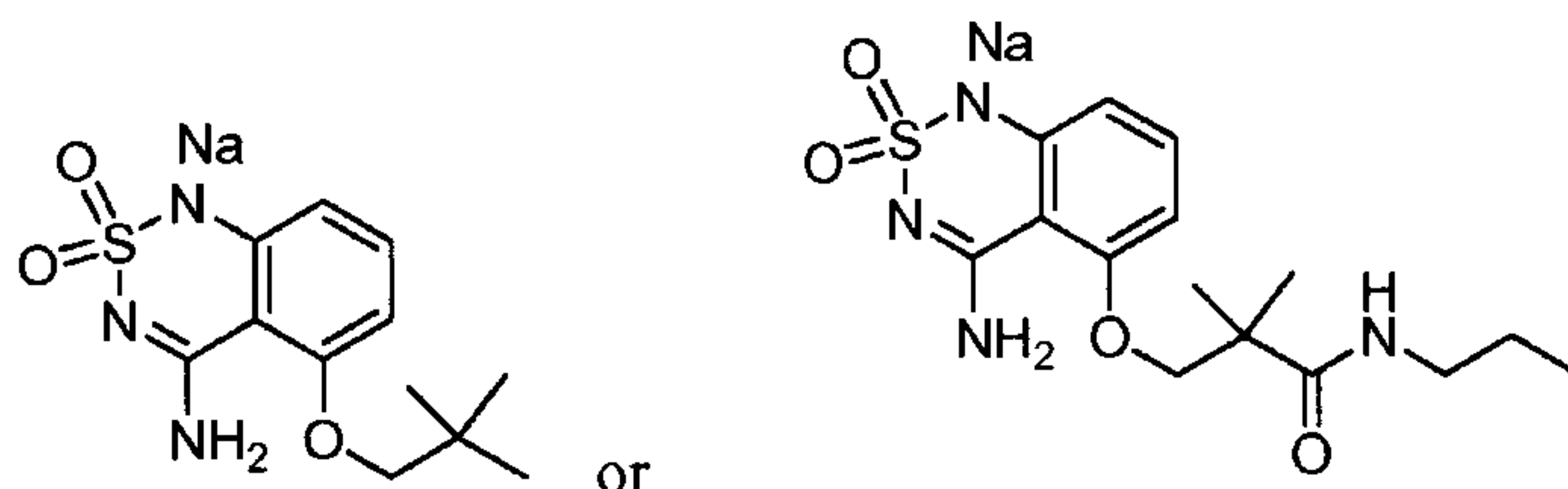


with an alkali metal- or alkaline earth metal-based inorganic base, wherein M is a cation of alkali metal or alkaline earth metal; X is alkyl, substituted alkyl, alkenyl, substituted alkenyl, heteroalkyl, substituted heteroalkyl, heteroalkenyl, or substituted heteroalkenyl; n is 1, when M is a cation of alkali metal; and n is 2, when M is a cation of alkaline earth metal. It is preferable that M is a cation of sodium. It is also preferable that X is C1-C12 alkyl, C1-C12 heteroalkyl, C1-C12 alkenyl, C1-C12 heteroalkenyl, $-Y-C(O)-OR^2$, or $-Y-C(O)-NH-R^2$; Y is C1-C12 alkylene or C1-C12 alkenylene; and each R^2 is independently hydrogen or C1-C12 alkyl.

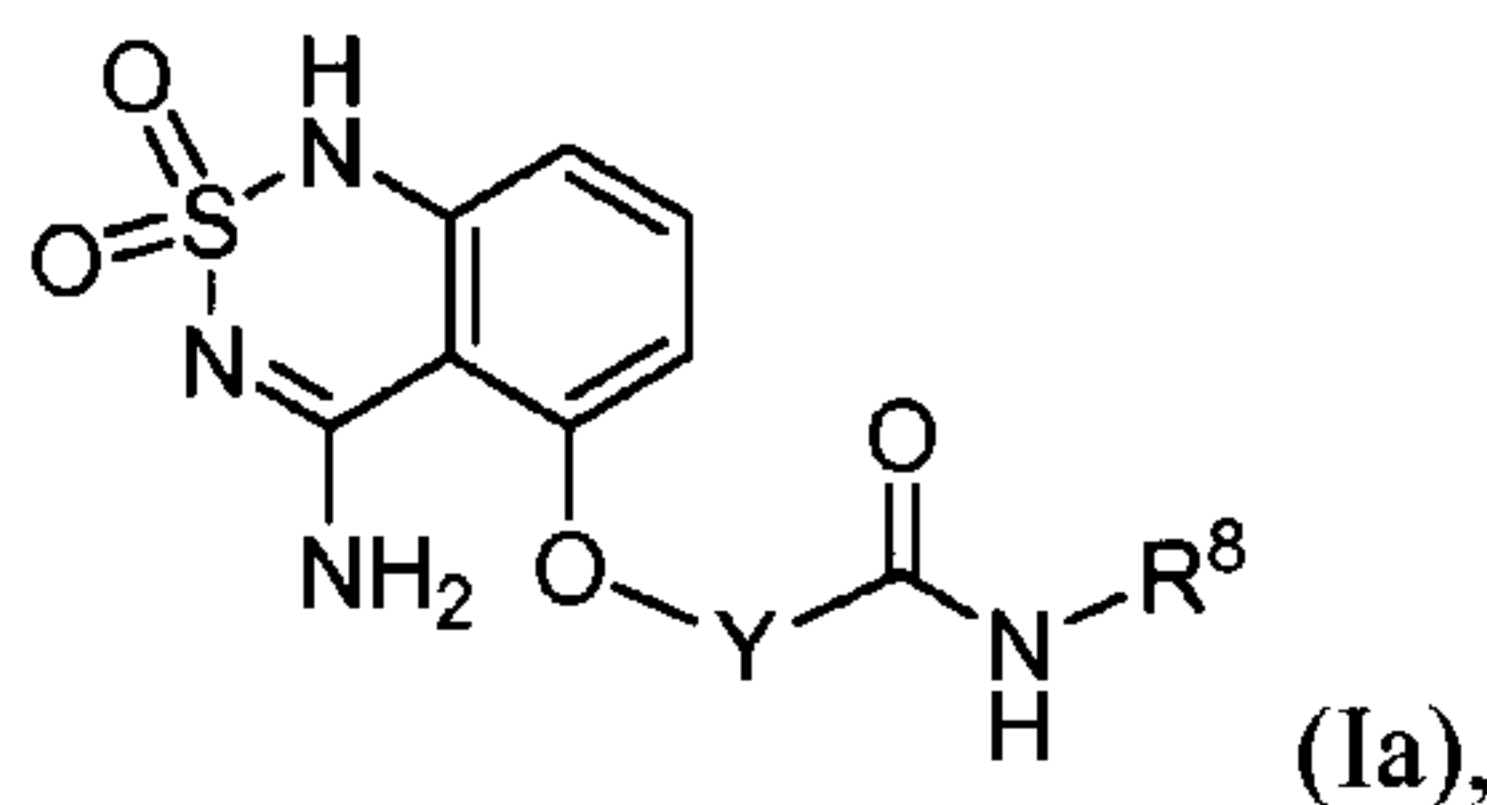
In one embodiment of the above described processes, X is selected from the group consisting of $-CH_3$, $-CH_2CH_3$, $-CH_2CH_2CH_3$, $-CH(CH_3)_2$, $-CH_2CH_2CH_2CH_3$, $-CH_2CH(CH_3)_2$, $-C(CH_3)_3$, $-CH_2CH_2CH_2CH_2CH_3$, $-CH_2C(CH_3)_2CH_3$, $-C(CH_3)_2CH_2CH_3$, $-CH_2CH_2CH(CH_3)_2$, $-$

CH₂CH₂CH₂CH₂CH₂CH₃, -CH₂C(CH₃)₂CH₂CH₃, -CH₂CH₂C(CH₃)₂CH₃, -
 CH₂CH₂CH₂CH(CH₃)₂, -CH₂CH(CH₂CH₃)CH₂CH₃, -CH₂CH₂OCH₃, -CH₂CH₂CH₂OCH₃, -
 CH₂CH₂CH₂OCH₂CH₃, and -CH₂CH₂CH₂CH₂OCH₂CH₃.

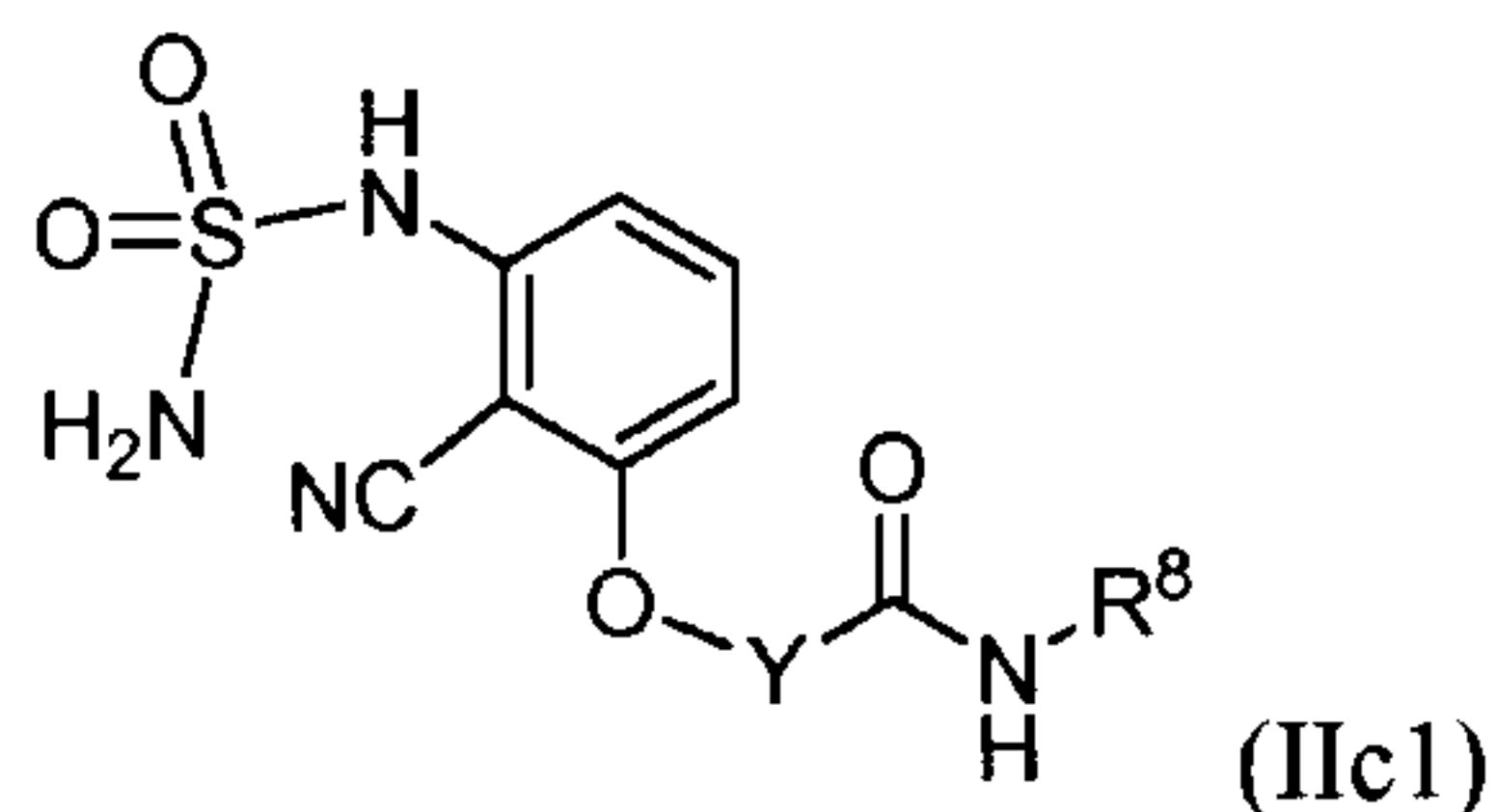
In preferred embodiments of the above described processes, the compound having
 5 structural Formula (Ib) is



In one embodiment, the present invention provides a process of preparing a compound
 having structural Formula (Ia):

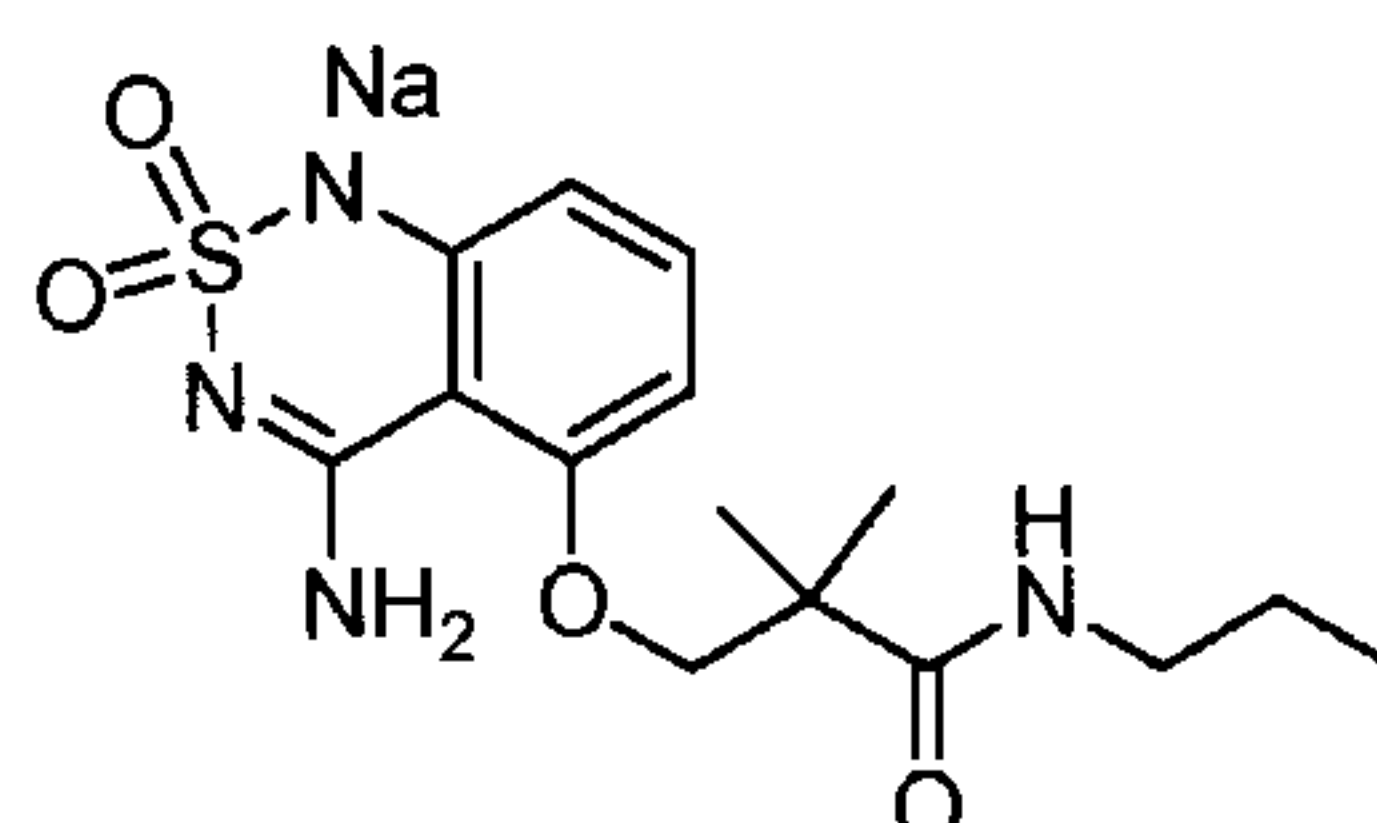


10 comprising reacting a compound having structural Formula (IIc1)

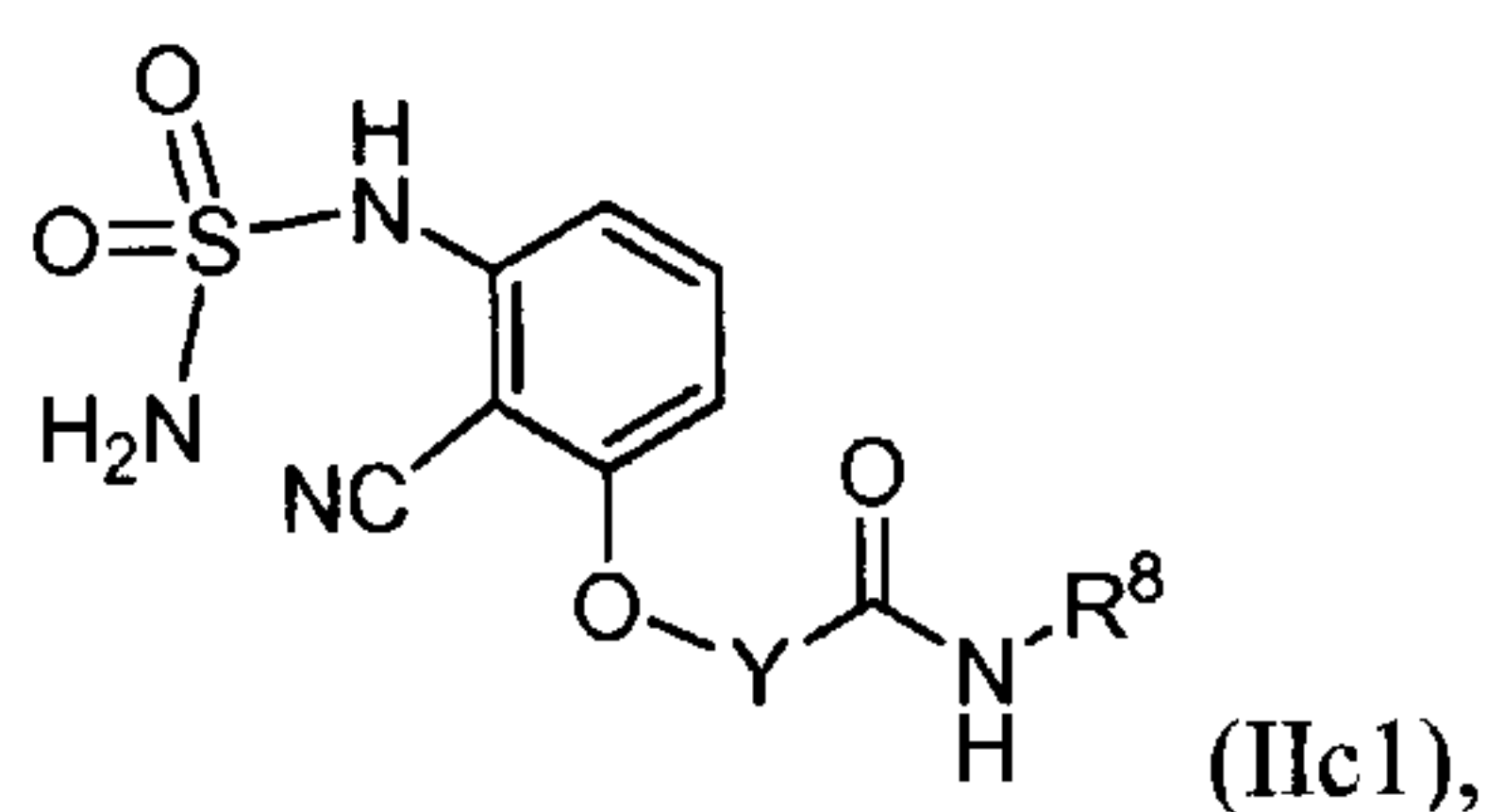


with a hydroxide or alkoxide base in an aqueous solution at a temperature ranging from about 25
 to about 95°C, wherein Y is C1-C12 alkylene or C1-C12 alkenylene; and R⁸ is C1-C12 alkyl. In
 one specific embodiment, the hydroxide base is sodium hydroxide, potassium hydroxide, or a
 15 mixture thereof. In one embodiment, the reaction is carried out at a temperature ranging from
 about 35 to about 85°C. In one embodiment, the reaction is carried out at a temperature ranging
 from about 40 to about 70°C. Depending on the reaction conditions, such as temperature, scale,
 and concentration of the reaction mixture, the reaction may be carried out in about 4 to about 24
 hours. In one embodiment, the reaction is carried out in about 8 to about 12 hours. In another
 20 embodiment, the reaction further comprises adding an alcohol to the reaction mixture of the

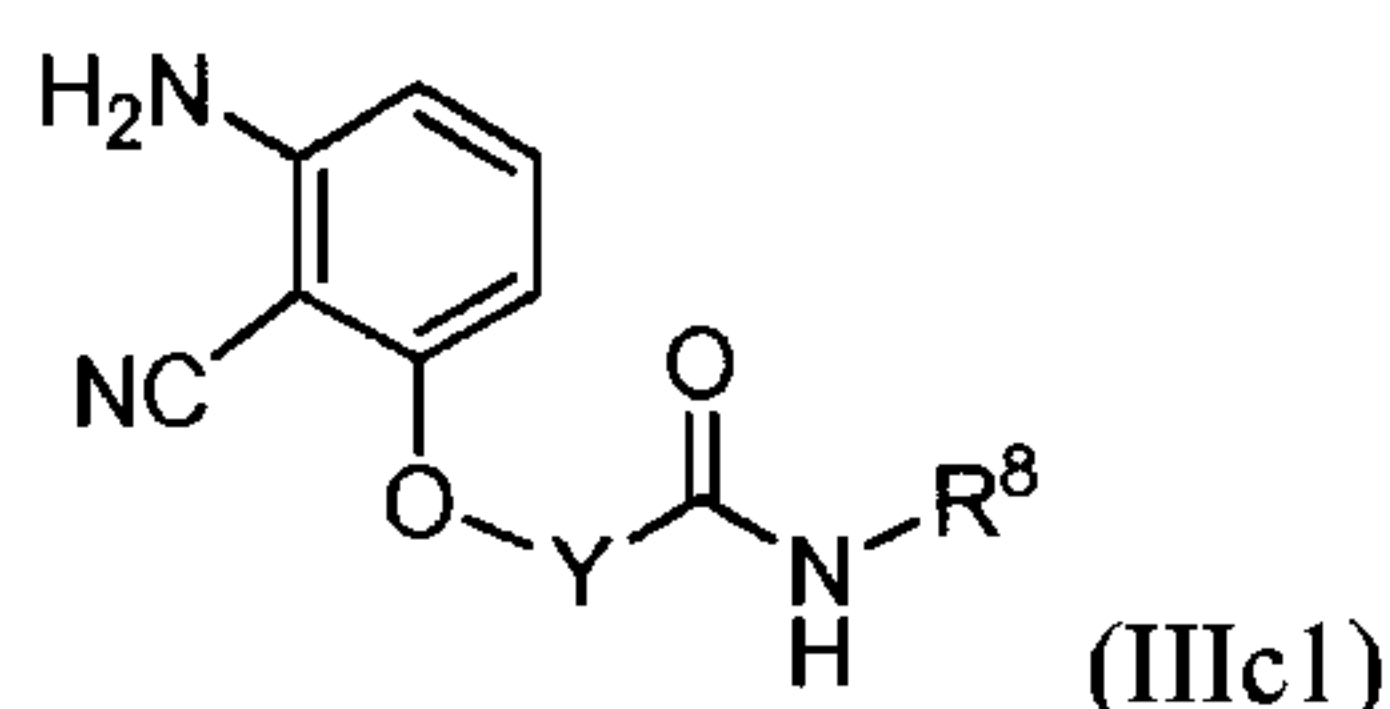
compound having structural Formula (IIc1) and the hydroxide base to form an aqueous-alcohol mixture; and adding a hydrochloride solution to the aqueous-alcohol mixture to adjust the pH thereof to a range from about 4 to about 5. In one specific embodiment, the alcohol is methanol, ethanol, propanol, or a mixture thereof. In one embodiment, the hydrochloride solution is an aqueous solution. In one embodiment, the pH of the aqueous-alcohol mixture is adjusted to about 4.1, 4.2, 4.3, 4.4, 4.5, 4.6, 4.7, 4.8 or 4.9. In another embodiment, the reaction mixture of the compound having structural Formula (IIc1) and the hydroxide base is washed with an ether prior to the addition of the alcohol. Examples of the ether include, but are not limited to, dimethylether, diethylether, diisopropylether, di-tert-butyl ether, methyl tert-butyl ether, or a mixture thereof. In one specific embodiment, the compound having structural formula (Ia) is



In one embodiment, the present invention provides a process of preparing a compound having structural Formula (IIc1):



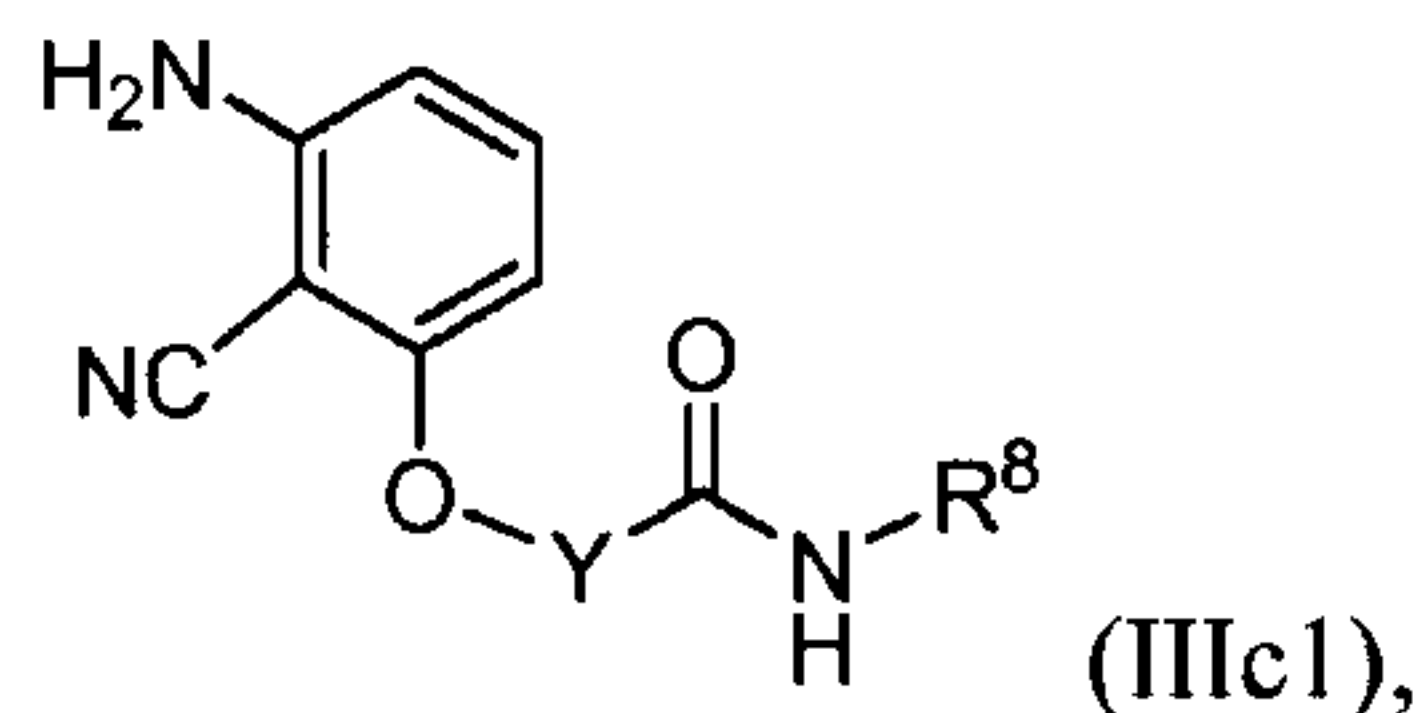
comprising adding a solution of a compound having structural Formula (IIIc1)



in a mixed solvent of methylene chloride and dimethylacetamide to a solution of Cl-S(O)₂-NH₂ (sulfamoyl chloride) in methylene chloride to form a reaction mixture; maintaining the reaction mixture at about room temperature for about 6 to about 18 hours; and extracting the reaction mixture with an aqueous solution of a hydroxide or alkoxide base to form an extracted basic solution wherein the compound having structural formula (IIc1) is stabilized; wherein Y is Cl-

C12 alkylene or C1-C12 alkenylene; and R⁸ is C1-C12 alkyl. In one embodiment, the hydroxide or alkoxide base is sodium hydroxide or potassium hydroxide. The volume ratio of methylene chloride and dimethylacetamide in the mixed solvent can be from about 1:100 to about 100:1. In one embodiment, methylene chloride and dimethylacetamide in the mixed solvent is in a ratio ranging from about 3:1 to about 30:1. In another embodiment, methylene chloride and dimethylacetamide in the mixed solvent is in a ratio ranging from about 4:1 to about 25:1. In another embodiment, methylene chloride and dimethylacetamide in the mixed solvent is in a ratio ranging from about 5:1 to about 20:1. In another embodiment, methylene chloride and dimethylacetamide in the mixed solvent is in a ratio ranging of about 16:1. In one embodiment, during addition of the solution of a compound having structural Formula (IIIc1) to the solution of Cl-S(O)₂-NH₂, the reaction mixture is maintained at a temperature ranging from about -5 to about 15°C with the range from about 0 to about 10°C more preferred. In one embodiment of the reaction, the solvent for the solution of Cl-S(O)₂-NH₂ is methylene chloride. In another embodiment, the solution of Cl-S(O)₂-NH₂ is in a mixed solvent of methylene chloride and acetonitrile. In one embodiment, the volume ratio of methylene chloride and acetonitrile ranges from about 5:1 to about 1:1. In another embodiment, the volume ratio of methylene chloride and acetonitrile ranges from about 4:1 to about 2:1. In one embodiment, after the reaction mixture of the compound having structural Formula (IIIc1) and Cl-S(O)₂-NH₂ is maintained at the room temperature for about 6 to about 18 hours and/or prior to the extraction of the reaction mixture with an aqueous solution of a hydroxide or alkoxide base, the reaction mixture is quenched with an aqueous solution of NaHCO₃. That is, an aqueous solution of NaHCO₃ is mixed with the reaction mixture to form a quenched mixture. The quenched mixture is maintained at a temperature of about 45°C or below during the mixing process. In one embodiment, the temperature is maintained in a range from about 5 to about 35°C with the range from about 10 to about 30°C more preferred. In one embodiment, the aqueous solution of NaHCO₃ is a saturated aqueous solution of NaHCO₃. The mixing process may be carried out by adding the aqueous solution of NaHCO₃ to the reaction mixture or adding the reaction mixture to the aqueous solution of NaHCO₃.

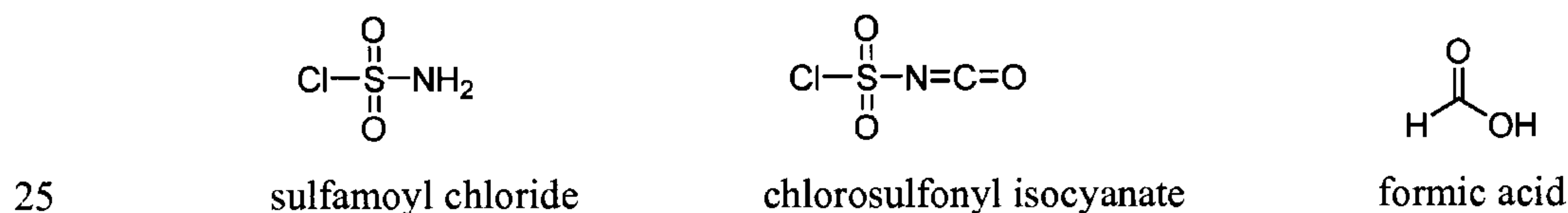
In one embodiment, the present invention provides a process of preparing a compound having structural Formula (IIIc1):



comprising reacting HO-Y-C(O)-NHR⁸ with 2-amino-6-fluorobenzonitrile in a polar aprotic solvent in the presence of a base to form a first mixture solution; concentrating the first mixture solution to form a concentrated first mixture solution, wherein the volume of the concentrated first mixture solution is equivalent to or less than about 50% of the volume of the first mixture solution; diluting the concentrated first mixture solution with an ether to form a second mixture solution; concentrating the second mixture solution to form a concentrated second mixture solution, wherein the volume of the concentrated second mixture solution is equivalent to or less than about 50% of the volume of the second mixture solution; diluting the concentrated second mixture solution with ethyl acetate to form a third mixture solution; and concentrating the third mixture solution to form a concentrated third mixture solution; wherein Y is C1-C12 alkylene or C1-C12 alkenylene; and R⁸ is C1-C12 alkyl. In one embodiment, the polar aprotic solvent is THF. Examples of the base include, but are not limited to sodium hydride (NaH), potassium hydride (KH), sodium hexamethyldisilazane (NaHMDS), potassium hexamethyldisilazane (KHMDS), sodium tert-butoxide (NaO^tBu), potassium tert-butoxide (KO^tBu), and a mixture thereof. Examples of the ether include, but are not limited to, dimethylether, diethylether, diisopropylether, di-tert-butyl ether, methyl tert-butyl ether, or a mixture thereof. In one embodiment, the reaction of HO-Y-C(O)-NHR⁸ with 2-amino-6-fluorobenzonitrile is carried out by mixing HO-Y-C(O)-NHR⁸ with the base to form a reactive mixture, and then mixing the reactive mixture with 2-amino-6-fluorobenzonitrile. In one embodiment, the molar ratio of HO-Y-C(O)-NHR⁸ to the base ranges from about 1:1 to about 2:1. In another embodiment, the molar ratio of HO-Y-C(O)-NHR⁸ to the base ranges from about 1.2:1 to about 1.8:1. In another embodiment, the molar ratio of HO-Y-C(O)-NHR⁸ to the base is about 1.5:1. In one embodiment, the above concentration steps are carried out by evaporating the solvent. The evaporation can be accomplished by any means known to one skilled in the art including, but are not limited to applying vacuum to the reaction mixture, elevating temperature of the reaction mixture, spinning the reaction mixture on a solid surface, stirring the reaction mixture, blowing air or other gas to the surface of the reaction mixture, and any combination thereof. Preferably,

the temperature of the mixture solution during the evaporation process is not higher than about 50°C. In one embodiment, the evaporation is accomplished by rotovaping the reaction mixture at a temperature of about 50°C or below with the temperature of about 40°C or below more preferred. In one embodiment, the volume of any of the concentrated first, second, and third mixture solutions is equivalent to or less than about 45% of the volume of the first, second, and third mixture solutions, respectively. In one embodiment, the volume of any of the concentrated first, second, and third mixture solutions is equivalent to or less than about 35% of the volume of the first, second, and third mixture solutions, respectively. In one embodiment, the volume of any of the concentrated first, second, and third mixture solutions is equivalent to or less than about 30% of the volume of the first, second, and third mixture solutions, respectively. In one embodiment, the compound having structural Formula (IIIc1) precipitates out from the concentrated third mixture solution as solids. In one embodiment, the concentrated third mixture solution is diluted with an alkane hydrocarbon, and the solids of the compound having structural Formula (IIIc1) are filtered and washed with the alkane hydrocarbon. Examples of the alkane hydrocarbon include, but are not limited to, hexanes, heptanes, and mixtures thereof. In another embodiment, the second mixture solution is washed with water or an aqueous solution prior to the concentration of the second mixture solution.

In one embodiment, the present invention provides a process of preparing sulfamoyl chloride comprising reacting chlorosulfonyl isocyanate with formic acid in the presence of an organic amine. Examples of the organic amine include, but are not limited to, methylamine, dimethylamine, diethylamine, methylethylamine, triethylamine, diisopropylethylamine (DIEA), morpholine, piperidine, and combinations thereof. The chemical structures of sulfamoyl chloride, chlorosulfonyl isocyanate, and formic acid are shown below:

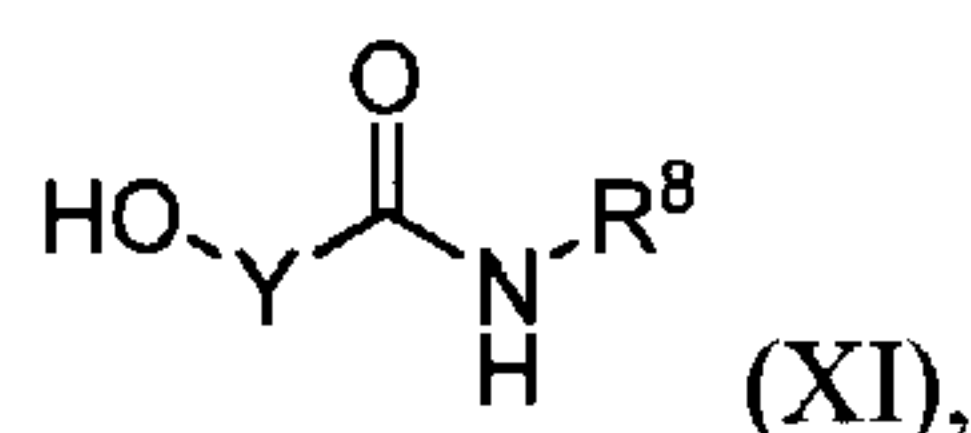


In one embodiment, the reaction comprises portionwise adding a first mixture of formic acid and the organic amine to a second mixture of chlorosulfonyl isocyanate and the organic amine to form a reaction mixture. In one embodiment, the molar ratio of formic acid to the organic amine is from about 200:1 to about 10:1, and the molar ratio of chlorosulfonyl isocyanate to the organic amine is from about 200:1 to about 10:1. In another embodiment, the molar ratios of formic acid

to the organic amine and chlorosulfonyl isocyanate to the organic amine are independently from about 150:1 to about 15:1. In another embodiment, the molar ratios of formic acid to the organic amine and chlorosulfonyl isocyanate to the organic amine are independently from about 100:1 to about 20:1. In one embodiment, the above first and second mixtures are independent in an
5 organic solvent. In one specific embodiment, the above first and second mixtures are both in methylene chloride. In one embodiment, the reaction mixture is maintained at a temperature not higher than about 50°C. In another embodiment, the reaction mixture is maintained at a temperature ranging from about 0°C to about 50°C. In another embodiment, the reaction mixture is maintained at a temperature ranging from about 10°C to about 50°C. In another
10 embodiment, the reaction mixture is maintained at a temperature ranging from about room temperature to about 50°C. In another embodiment, the reaction mixture is maintained at a temperature ranging from about 30°C to about 45°C.

The reaction of converting chlorosulfonyl isocyanate to sulfamoyl chloride forms CO and CO₂ gas. Thus, depending on the scale of the reaction, the reaction process may be monitored
15 and controlled. The reaction process can be monitored and controlled by any monitoring or controlling methods known to one skilled in the art including both instrumental and visual methods. In one embodiment, the first mixture is added to the second mixture in multiple portions, wherein the multiple portions comprise an initial portion and one or more subsequent portions, and each subsequent portion of the first mixture is not added to the second mixture until
20 the reaction mixture ceases forming CO₂ gas. In one embodiment, the formation of CO₂ gas is monitored by a gas chromatograph (GC) method. In another embodiment, the formation of CO₂ gas is monitored by detecting the temperature change of the reaction. In another embodiment, the formation of CO₂ gas is monitored by visual observation. In another embodiment, the formation of CO₂ gas is monitored by a combination of GC, temperature detection, and visual
25 observation.

In one embodiment, the present invention provides a process of preparing a compound having structural formula (XI):



comprising reacting a compound having structural formula (XII): $\text{HO}-\text{Y}-\overset{\text{O}}{\parallel}{\text{C}}-\text{OR}^{12}$ (XII) with NH_2R^8 under a pressure higher than the standard atmospheric pressure at a temperature higher than about 80°C, wherein Y is C1-C12 alkylene or C1-C12 alkenylene; and R^8 and R^{12} are independently C1-C12 alkyl. The pressurized condition can be created by any methods known to one skilled in the art. In one embodiment, the pressurized condition is created by running the reaction in a sealed reactor with heat. In another embodiment, the pressurized condition is created by pressurizing the reactor to a desired pressure with nitrogen. In one embodiment, the reaction was conducted at a temperature ranging from about 90°C to about 200°C. In another embodiment, the reaction was conducted at a temperature ranging from about 100°C to about 150°C. In another embodiment, the reaction was conducted at a temperature of about 120°C. In one embodiment, the reaction was conducted under a pressure of about 600 psig or below. In another embodiment, the reaction was conducted under a pressure of about 500 psig or below. In another embodiment, the reaction was conducted under a pressure of about 400 psig or below. In another embodiment, the reaction was conducted in a sealed reactor at a temperature of about 120°C. In one embodiment, the molar ratio of NH_2R^8 to a compound having structural formula (XI) is from about 1:1 to about 2:1. In another embodiment, the molar ratio of NH_2R^8 to a compound having structural formula (XI) is from about 1.2:1 to about 1.8:1. In another embodiment, the molar ratio of NH_2R^8 to a compound having structural formula (XI) is about 1.5:1.

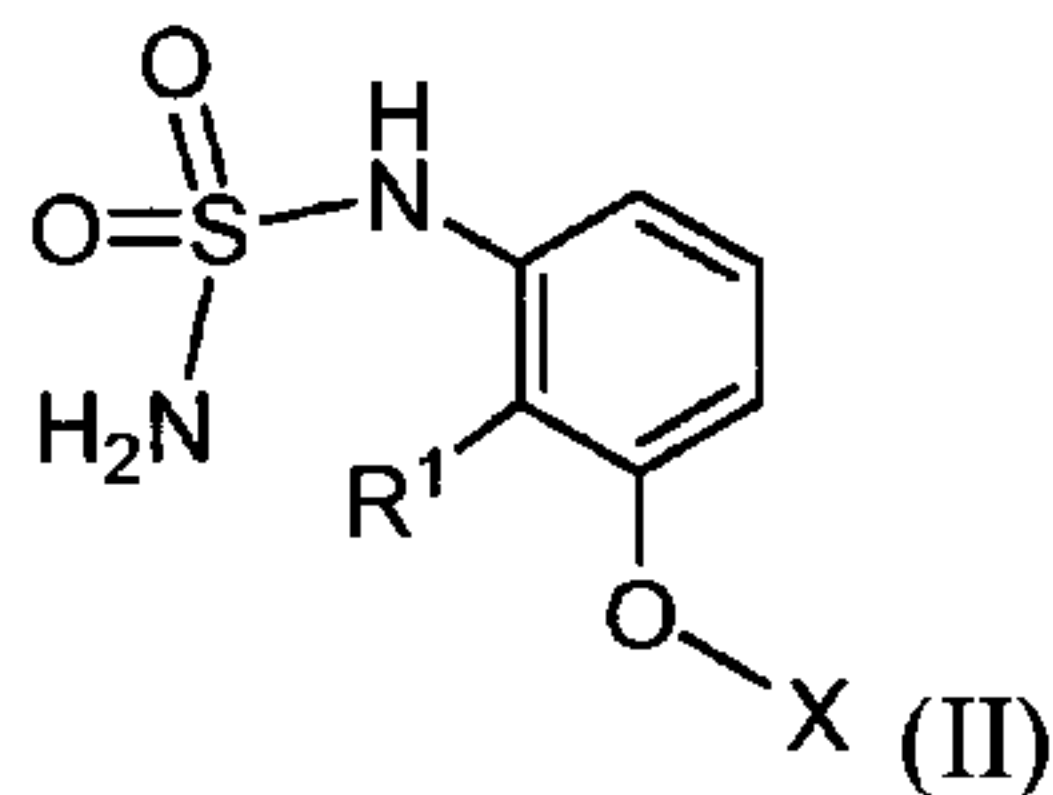
In one embodiment of the above described processes, Y is selected from the group consisting of $-\text{CH}_2-$, $-\text{CH}_2\text{CH}_2-$, $-\text{CH}_2\text{CH}_2\text{CH}_2-$, $-\text{C}(\text{CH}_3)_2-$, $-\text{CH}_2\text{CH}_2\text{CH}_2\text{CH}_2-$, $-\text{CH}_2\text{C}(\text{CH}_3)_2-$, $-\text{CH}_2\text{CH}_2\text{CH}_2\text{CH}_2\text{CH}_2-$, $-\text{CH}_2\text{C}(\text{CH}_3)_2\text{CH}_2-$, $-\text{C}(\text{CH}_3)_2\text{CH}_2\text{CH}_2-$, $-\text{CH}_2\text{CH}_2\text{C}(\text{CH}_3)_2-$, $-\text{CH}_2\text{CH}_2\text{CH}_2\text{CH}_2\text{CH}_2\text{CH}_2-$, $-\text{CH}_2\text{C}(\text{CH}_3)_2\text{CH}_2\text{CH}_2-$, $-\text{CH}_2\text{CH}_2\text{C}(\text{CH}_3)_2\text{CH}_2-$, and $-\text{CH}_2\text{CH}(\text{CH}_2\text{CH}_3)\text{CH}_2\text{CH}_2-$.

In one embodiment of the above described processes, R^8 is methyl, ethyl, propyl, butyl, pentyl, or hexyl.

Intermediates

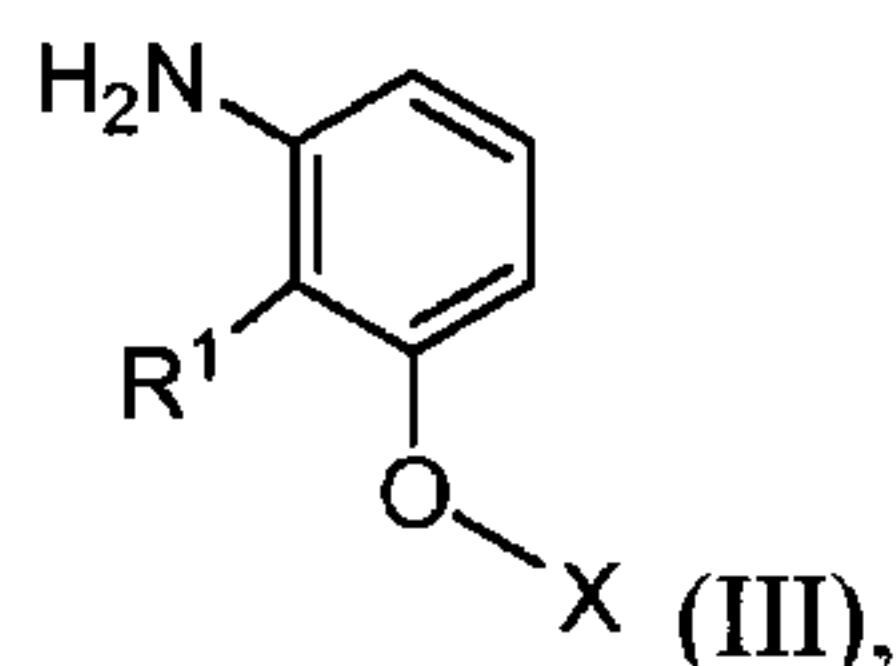
The present invention also provides synthetic intermediates for preparing the compounds having structural Formula (I) amenable to large scale process.

In one embodiment, the present invention provides a compound having structural Formula (II)



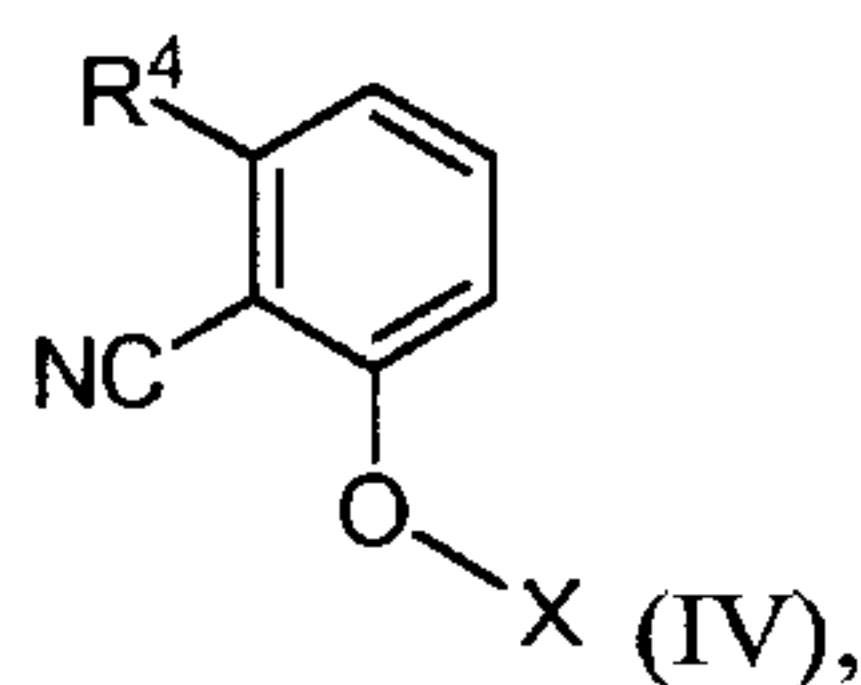
wherein R^1 is $-\text{CN}$, $-\text{C}(\text{O})\text{OR}^2$, or $-\text{C}(\text{O})\text{NH}_2$; X is alkyl, substituted alkyl, alkenyl, substituted alkenyl, heteroalkyl, substituted heteroalkyl, heteroalkenyl, or substituted heteroalkenyl; and R^2 is hydrogen or C1-C12 alkyl.

In one embodiment, the present invention provides a compound having structural Formula (III):



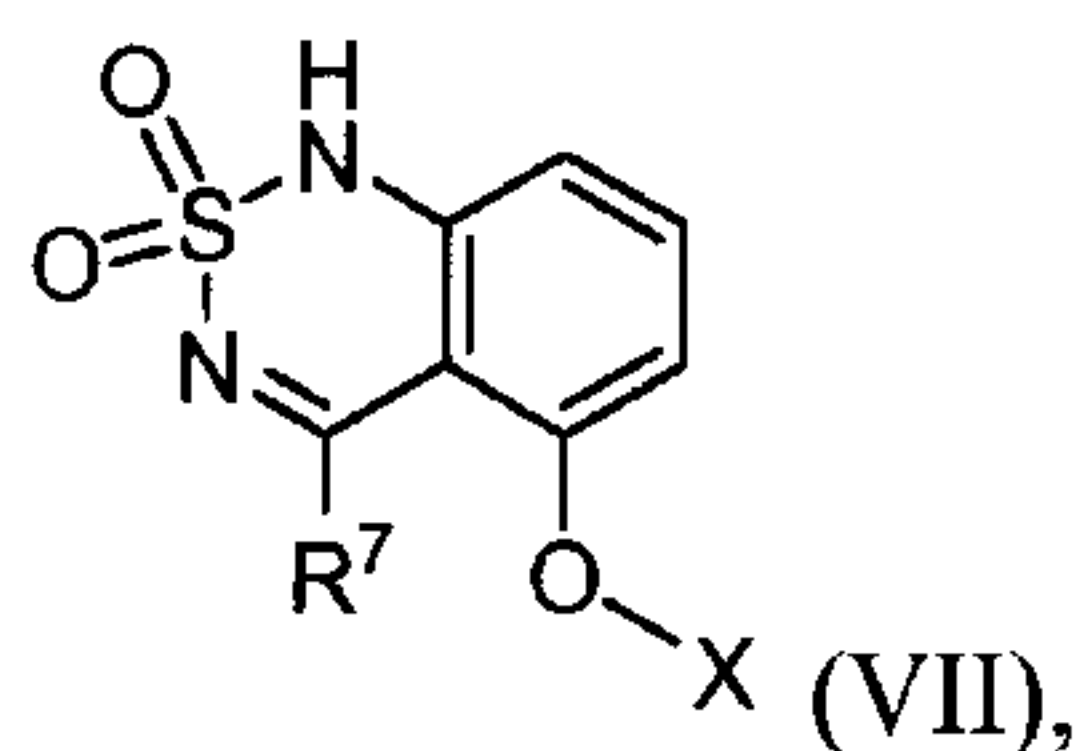
wherein R^1 is $-\text{CN}$, $-\text{C}(\text{O})\text{OR}^2$, or $-\text{C}(\text{O})\text{N}(\text{R}^2)_2$; X is alkyl, substituted alkyl, alkenyl, substituted alkenyl, heteroalkyl, substituted heteroalkyl, heteroalkenyl, or substituted heteroalkenyl; and each R^2 is independently hydrogen or C1-C12 alkyl.

In one embodiment, the present invention provides a compound having structural Formula (IV):



wherein R^4 is nitro, $-\text{NH}_2$, or halo; and X is alkyl, substituted alkyl, alkenyl, substituted alkenyl, heteroalkyl, substituted heteroalkyl, heteroalkenyl, or substituted heteroalkenyl.

In one embodiment, the present invention provides a compound having structural Formula (VII):



wherein X is alkyl, substituted alkyl, alkenyl, substituted alkenyl, heteroalkyl, substituted heteroalkyl, heteroalkenyl, or substituted heteroalkenyl; and R⁷ is a leaving group selected from the group consisting of halo, -OMs, -OTs, and -OTf.

5 In preferred embodiments of the above described compounds, X is C1-C12 alkyl, C1-C12 heteroalkyl, C1-C12 alkenyl, C1-C12 heteroalkenyl, -Y-C(O)-OR², or -Y-C(O)-NH-R²; Y is C1-C12 alkylene or C1-C12 alkenylene; and each R² is independently hydrogen or C1-C12 alkyl.

10 In one embodiment, the present invention provides a compound having a structural formula of R⁶-Y-C(O)-NH-R², wherein R² is hydrogen or C1-C12 alkyl; and R⁶ is halo or hydroxyl.

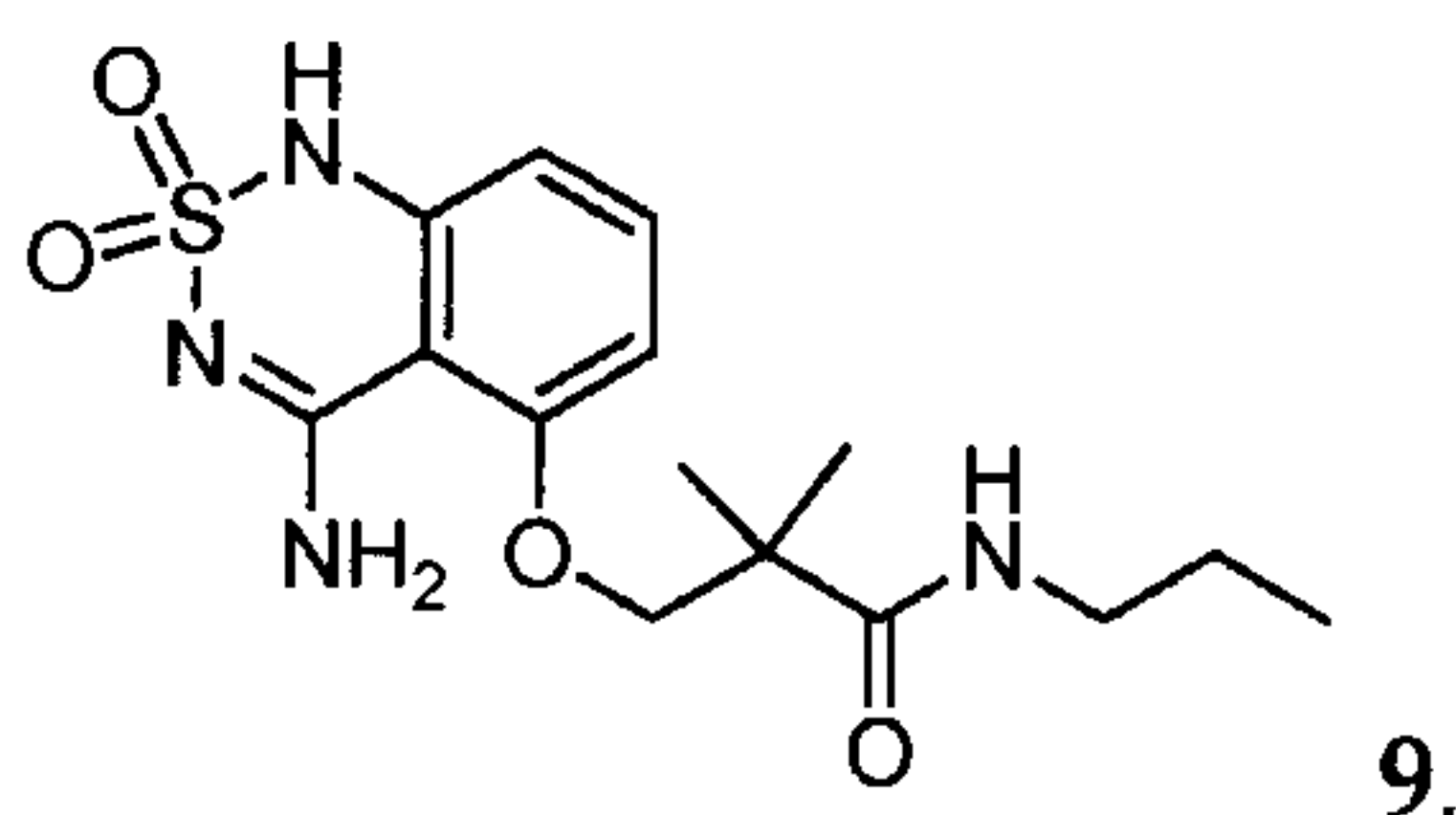
In preferred embodiments of the above described compounds, X is selected from the group consisting of -CH₃, -CH₂CH₃, -CH₂CH₂CH₃, -CH(CH₃)₂, -CH₂CH₂CH₂CH₃, -CH₂CH(CH₃)₂, -C(CH₃)₃, -CH₂CH₂CH₂CH₂CH₃, -CH₂C(CH₃)₂CH₃, -C(CH₃)₂CH₂CH₃, -CH₂CH₂CH(CH₃)₂, -CH₂CH₂CH₂CH₂CH₂CH₃, -CH₂C(CH₃)₂CH₂CH₃, -CH₂CH₂C(CH₃)₂CH₃, -CH₂CH₂CH₂CH(CH₃)₂, -CH₂CH(CH₂CH₃)CH₂CH₃, -CH₂CH₂OCH₃, -CH₂CH₂CH₂OCH₃, -CH₂CH₂CH₂OCH₂CH₃, and -CH₂CH₂CH₂CH₂OCH₂CH₃.

20 In preferred embodiments of the above described compounds, Y is selected from the group consisting of -CH₂-, -CH₂CH₂-, -CH₂CH₂CH₂-, -C(CH₃)₂-, -CH₂CH₂CH₂CH₂-, -CH₂C(CH₃)₂-, -CH₂CH₂CH₂CH₂CH₂-, -CH₂C(CH₃)₂CH₂-, -C(CH₃)₂CH₂CH₂-, -CH₂CH₂C(CH₃)₂-, -CH₂CH₂CH₂CH₂CH₂CH₂-, -CH₂C(CH₃)₂CH₂CH₂-, -CH₂CH₂C(CH₃)₂CH₂-, -CH₂CH₂CH₂C(CH₃)₂-, and -CH₂CH(CH₂CH₃)CH₂CH₂-.

Specific Embodiments

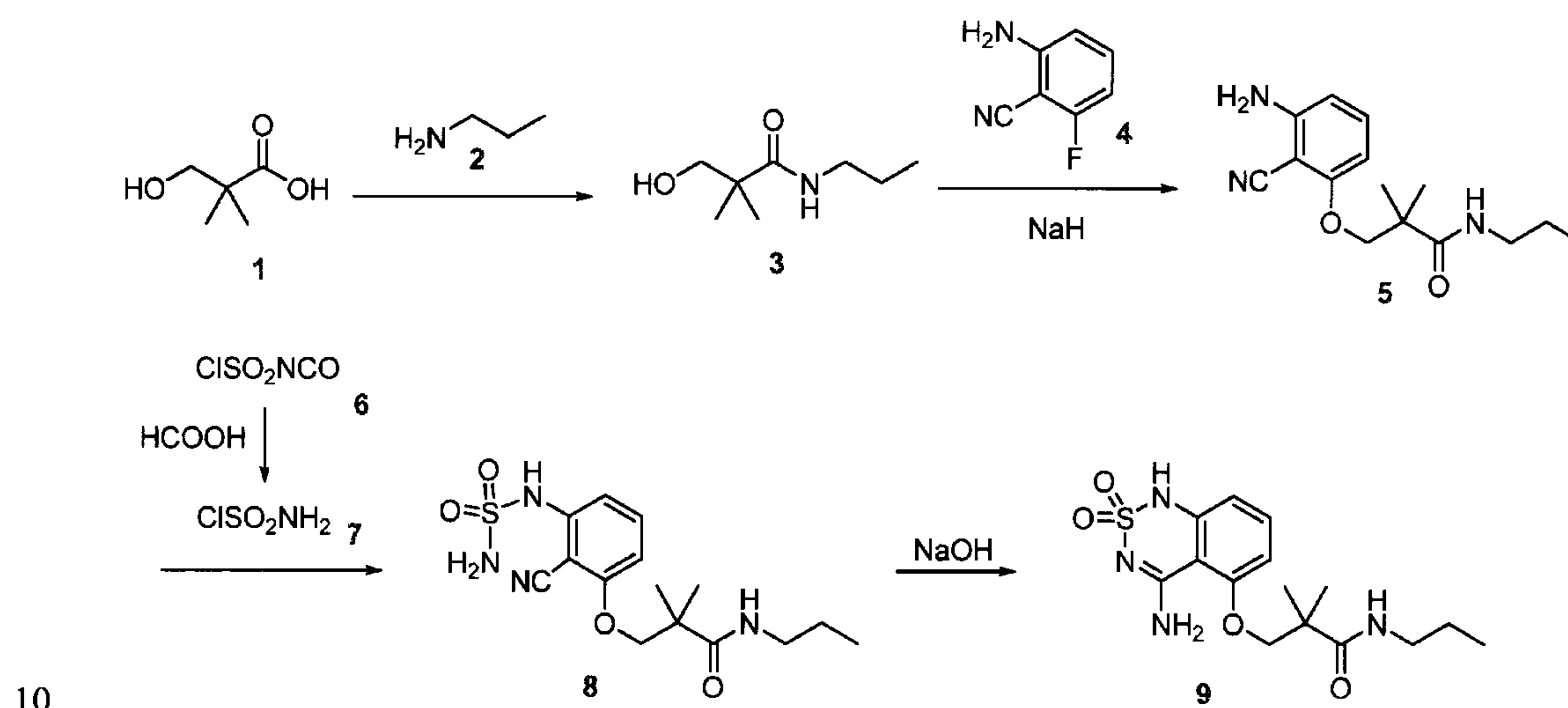
25 The following examples and schemes are provided to illustrate the processes/methods and intermediates for preparing compounds of the present invention.

In one embodiment of the present invention, the compound having structural formula (I) or formula (Ia) is compound **9** below:



One approach to the synthesis of **9** (scheme 1) requires 4 steps starting from commercially available 3-hydroxy-2,2-dimethylpropanoic acid (**1**). The acid **1** is first coupled to the amine **2** using conventional coupling reaction to provide the amide **3** that is further reacted with 2-amino-6-fluorobenzonitrile **4** (Chimia 2006, 60, 584) to give the 2-amino nitrile derivative **5**. Treatment of **5** with sulfamoyl chloride **7**, prepared from chlorosulfonyl isocyanate **6** (Brodsky, B. H.; Bois, J. D. J. Am. Chem. Soc. 2005, 127, 15391.), provides the sulfamoylamino derivative **8** that is further cyclized to **9** in the presence of NaOH.

Scheme 1



10

In one embodiment of Scheme 1, different bases were evaluated for the conversion of compound **3** to compound **5**. These bases are NaH (60% dispersion in mineral oil), NaHMDS (1M in THF), KO^tBu (1M in THF) using THF as the solvent, and K₂CO₃ using DMF as the solvent. In one specific example, the number of equivalents of NaH was evaluated by monitoring the reaction by GC. It was determined that 1.7 equivalents of NaH was the preferred amount of base with this reaction typically being heated at reflux overnight. Work-up of the reaction was also investigated. One approach was to remove about 2/3 of the THF by distillation

then dilute back to the original volume with MTBE and conduct two water washes, so that the pH of the 2nd wash was 10–11. Solvent swapping into EtOAc could then be done followed by concentration and precipitation with hexanes. The ratio of EtOAc to hexanes is from about 5 volumes of EtOAc to about 10 to 15 volumes of hexanes.

5 Due to the large amount of gas that can be instantaneously generated when reacting chlorosulfonyl isocyanate (CSI) with formic acid, an extensive safety evaluation was conducted. In one embodiment of Scheme 1, evaluation of this reaction using triethylamine as an additive was conducted, particularly under certain diluted conditions, such as e.g., CSI (1 equivalent) mixed with CH₂Cl₂ (15.6 volumes) and heated at 42°C, then added HCOOH (1.02 equivalents)
10 containing Et₃N. Varying amounts of triethylamine were added 1, 2, 3 and 5 mol% and the rate of gas evolution was measured. It was determined that 5 mol% was the preferred amount to use as this gave a more instantaneous reaction once the initial charge of formic acid had been consumed. Different concentrations were also investigated and it was shown that the reaction could be operated successfully between 2.2 volumes of CH₂Cl₂ and 15.6 volumes of CH₂Cl₂
15 maintaining the equivalents of CSI and HCOOH at 1:1.02 and varying amounts of triethylamine from 1–5 mol%. Dilution of the formic acid solution with CH₂Cl₂ up to 1 volume was also successfully demonstrated and adopted for scale up so that a more accurate control of the amount of each aliquot added could be achieved. Since there was an initiation period being observed for the chlorosulfonyl isocyanate reaction, a method for determining when the 1st aliquot had
20 completely reacted was required so as to avoid any potential accumulation which could have adverse safety consequences. After the 1st aliquot is consumed gas evolution could easily be observed by foaming of the reaction mixture along with a noticeable endotherm. A reaction was run looking at different ways of monitoring the reaction. In the laboratory the ReactIR appeared to be a plausible tool for monitoring the reaction. Other methods investigated include FTIR and
25 direct injection mass spectroscopy. Another method involved taking a sample of the gas and injecting it on the GC (using a TCD detector) looking for CO and CO₂. Since a standard of CO₂ was readily at hand this was injected and CO₂ gas evolution was confirmed with another peak being seen which was believed to be CO. This GC method was then further evaluated by carrying out the reaction with a constant N₂ flow. In summary, the reaction of chlorosulfonyl
30 isocyanate with formic acid could be monitored avoiding any accumulation and the adverse consequences thereof.

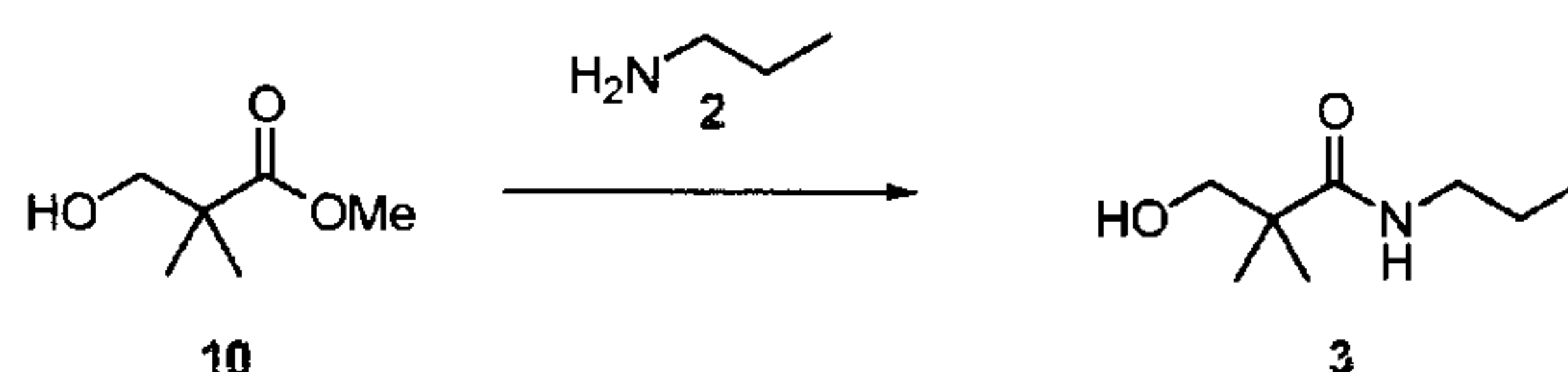
In one embodiment of Scheme 1, the reaction of converting compound **5** to compound **8** was conducted using a solvent selected from methylene chloride, a mixture of methylene chloride and dimethylacetamide, a mixture of methylene chloride and acetonitrile, or a combination thereof. For example, a mixture of methylene chloride and dimethylacetamide with the volume ratio of 8 to 0.5 was used as a solvent for the reaction. In another example, acetonitrile was added to the methylene chloride solution of compound **7** prior to mixing the solution of compound **7** with the solution of compound **5**. The mixing process could be carried out by either adding compound **7** to compound **5** or adding compound **5** to compound **7**. In one example, after the reaction was finished, the reaction mixture was quenched with saturated NaHCO₃ solution. After quenching with saturated NaHCO₃ solution, compound **8** was extracted from the CH₂Cl₂ solution using 5 equivalents of a 1N NaOH solution followed by a back extraction of the organic layer with 0.67 equivalents of a 1N NaOH solution. This gave a solution of compound **8** in aqueous NaOH.

In one embodiment of Scheme 1, the cyclization of compound **8** was performed under aqueous conditions. Preferably, the NaOH solution of compound **8** was washed with MTBE prior to the cyclization reaction. Various temperatures (r.t., 45°C, 65°C and 80°C) were investigated for the cyclization. In one example, the cyclization was carried out by first washing the NaOH solution of compound **8** with MTBE, which was followed by addition of EtOH and then acidification with HCl to precipitate compound **9**. The reaction yield and purity of compound **9** based on the solid precipitates could be adjusted by adding different amounts of EtOH. Then, purification of the precipitates (crude compound **9**) was investigated. The preferred approach was to slurry the crude material in a 50:50 mixture of EtOH/water at 80°C for 2 hours and then cool to ambient temperature, filter and wash.

As shown by Scheme 2 below, commercially available methyl 3-hydroxy-2,2-dimethylpropanoate (**10**) can be easily converted to amide **3** by treatment with neat amine **2** at elevated temperatures and/or pressurized condition. In one embodiment, preparation of compound **3** from compounds **1** and **2** is conducted at a pressurized condition. Experiments were conducted using a 300 mL Parr reactor to evaluate the reaction at a temperature lower than 200°C. Initial conditions of pressurizing the reactor to 400 psig with nitrogen and then heating it to 120°C gave complete conversion within 24 h. The pressure generated when operating under these conditions exceeded 600 psig which was above what the 5-Gal reactor can currently

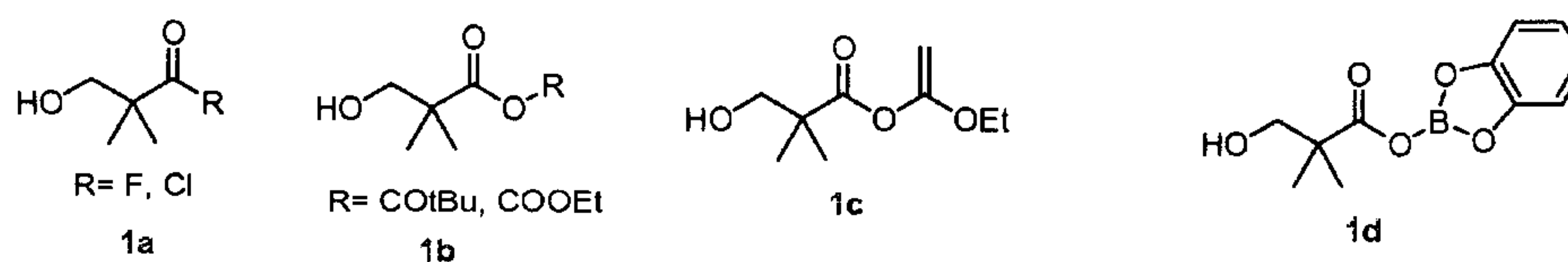
operate at safely, given the rating of the vent lines (this being not greater than 500 psig total). A variety of conditions for the pressure reaction of methyl 3-hydroxy-2,2-dimethylpropanoate **1** with n-propylamine **2** (1 or 1.5 equivalents) were then investigated with and without pressurizing the reactor with nitrogen. One of the preferred reaction conditions was to run the reaction at 120°C without any additional nitrogen pressure using 1.5 equivalents of n-propylamine. Concentration of this material using toluene as a solvent to azeotropically remove the methanol by-product, as well as the excess n-propylamine was then conducted. This gave **3** as a viscous oil which was typically used as is, but it was observed that upon standing, this material would begin to crystallize.

10 **Scheme 2**



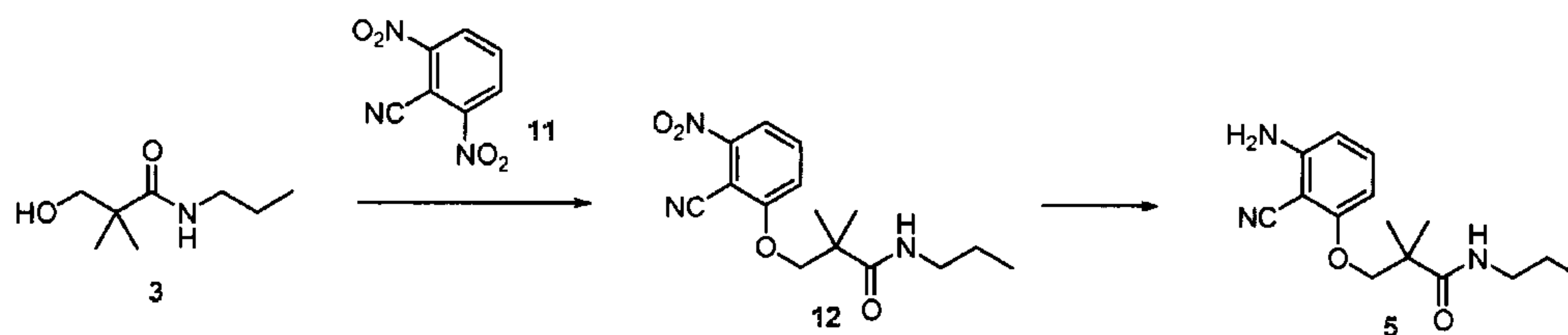
Other methods can be used to improve the synthesis of the amide **3** to obtain a process that is scalable (for a review see Tetrahedron 61 (2005) 10827-10852). This includes the use of other coupling reagents, other esters or the use of an activated carboxylic acid **1**, such as, for example, acyl chloride or fluoride **1a**, mixed anhydride **1b**, ethoxy vinyl ester **1c**, acyloxyboronate **1d** (Scheme 3).

15 **Scheme 3**



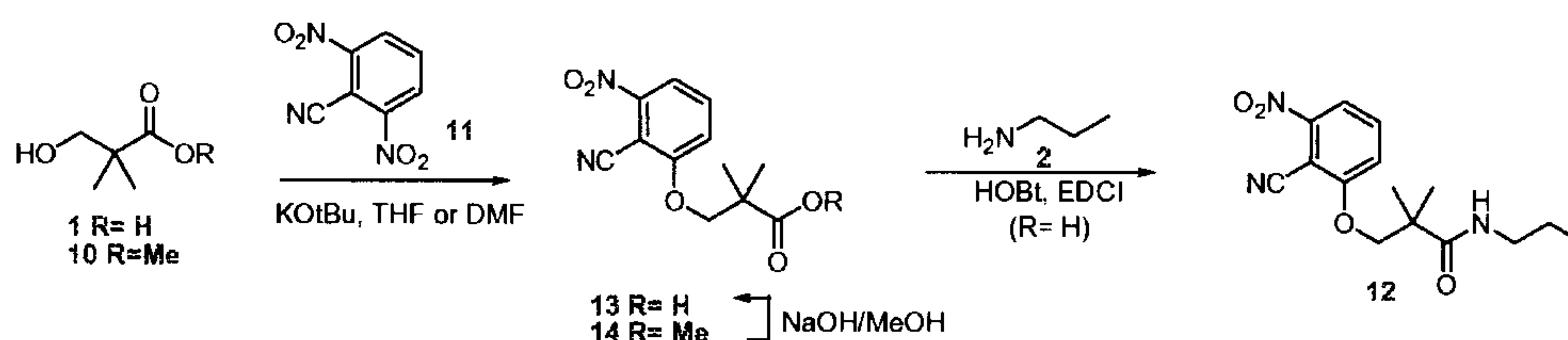
The amide **3** can also be reacted with 2,4-dinitrobenzotrile **11** using NaH, potassium tert-butoxide or other suitable bases in THF, DMF or other appropriate solvents (N. V. Harris, C. Smith, K. Bowden, J. Med. Chem. 1990, 33, 434) to provide the intermediate **12** that is further reduced to the desired intermediates **5** by hydrogenation in the presence of Pd/C or other reducing agents (Scheme 4).

20 **Scheme 4**



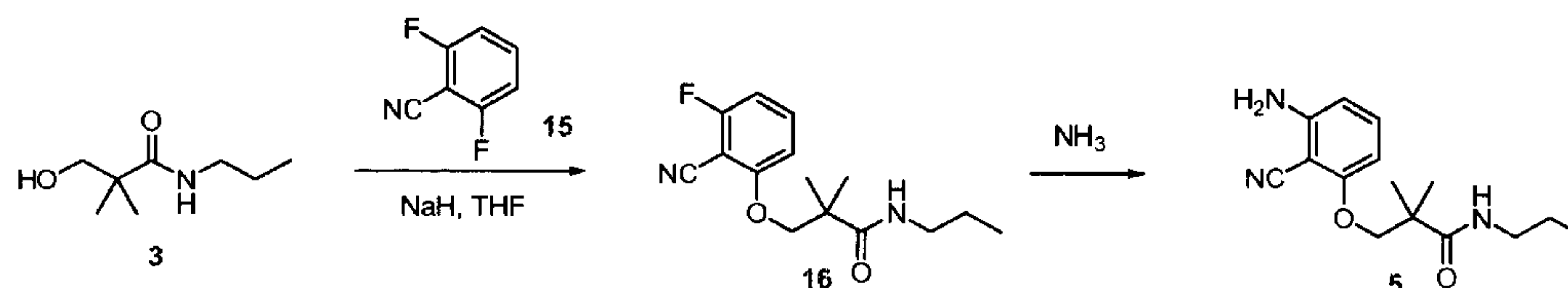
Alternatively, the amide **12** can be prepared from the acid **1** or the ester **10**, by first reaction with nitro benzene **11** to provide the intermediates **13** and **14**, respectively. The ester **14** can be further hydrolyzed to the acid **13**, and then the acid **13** is coupled to the amine **2** to provide the amide **12** (Scheme 5). Other esters can be used instead of the methyl ester including other alkyl esters, such as ethyl, butyl, tert-butyl to improve the hydrolysis process.

Scheme 5



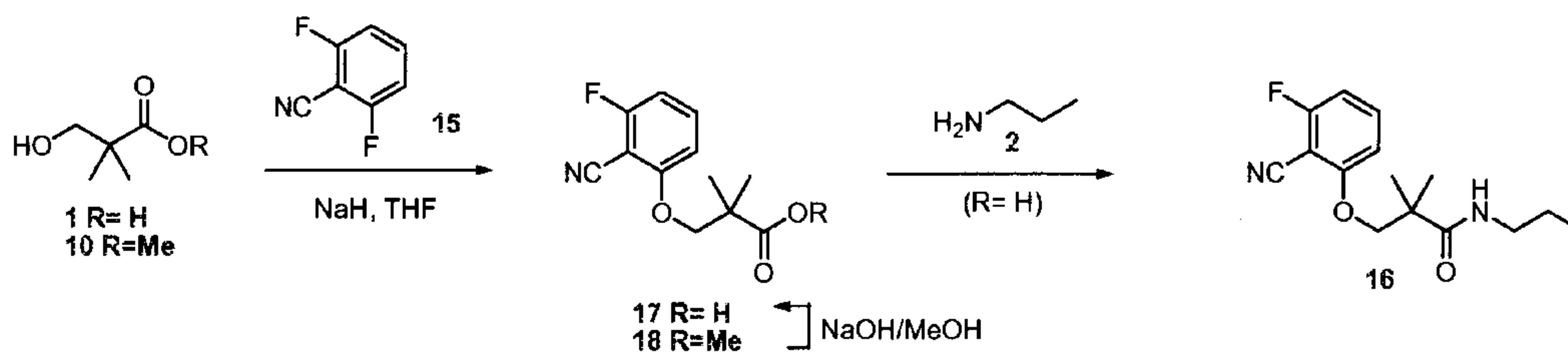
As shown in Scheme 6, 3'-(3-amino-2-cyanophenoxy)-2',2'-dimethyl-N-propylpropanamide **5** can be prepared from another route by reacting the alcohol **3** with 2,6-difluorobenzonitrile **15** (J. Thurmond *et al*, J. Med. Chem. 2008, 51, 449) to provide the fluoro derivative **16** that can be further reacted with ammonia to provide the desired intermediate **5**.

Scheme 6

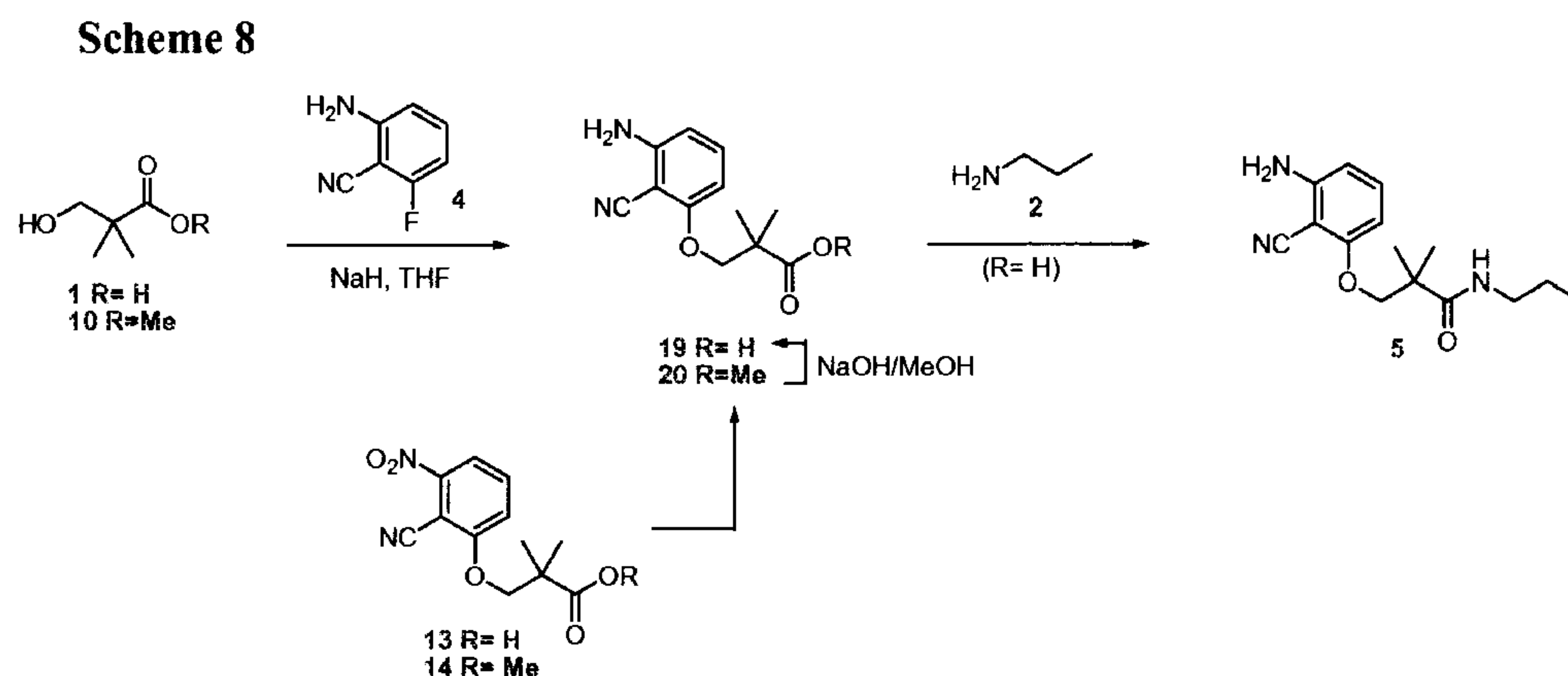


Alternatively, the amide **16** can be prepared from the acid **1** or the ester **10** by first reaction with the 2,6-difluorobenzonitrile **15** to provide the intermediates **17** and **18**, respectively. The ester **18** can be further hydrolyzed to the acid **17**, and then the acid **17** can then be coupled to the amine **2** to provide the amide **16** (Scheme 7).

Scheme 7

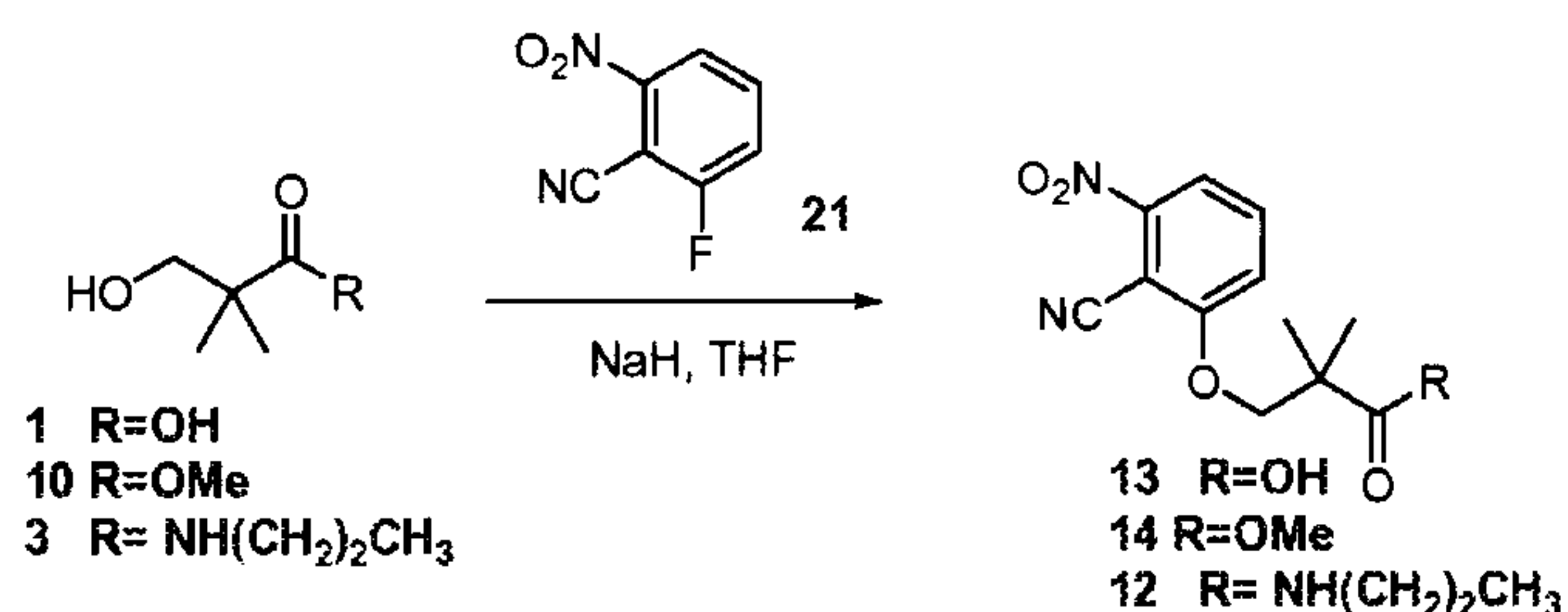


Another alternative to the synthesis of intermediate **5** is described in Scheme 8. The acid **1** or ester **10** is reacted with 2-amino-6-fluorobenzonitrile **4** to provide the acid **19** or the ester **20**, respectively. The later can be alternatively prepared from the intermediates **13** and **14**, respectively, by reduction of the nitro group to the amino group using for example SnCl₂ or other appropriate known reducing agents. The acid **19** or the ester **20** can then be converted using the usual procedures described above to the amide **5**.



10 Commercially available 2-fluoro-6-nitrobenzonitrile **21** (N. Guedira, R. Beugelmans, J. Org. Chem. 1992, 57, 5577-5585) can also be treated with the alcohols **1**, **10** or **3** to provide respectively the desired intermediates **13**, **14** and **12** (Scheme 9) that can be further converted to **5** using procedures as described above.

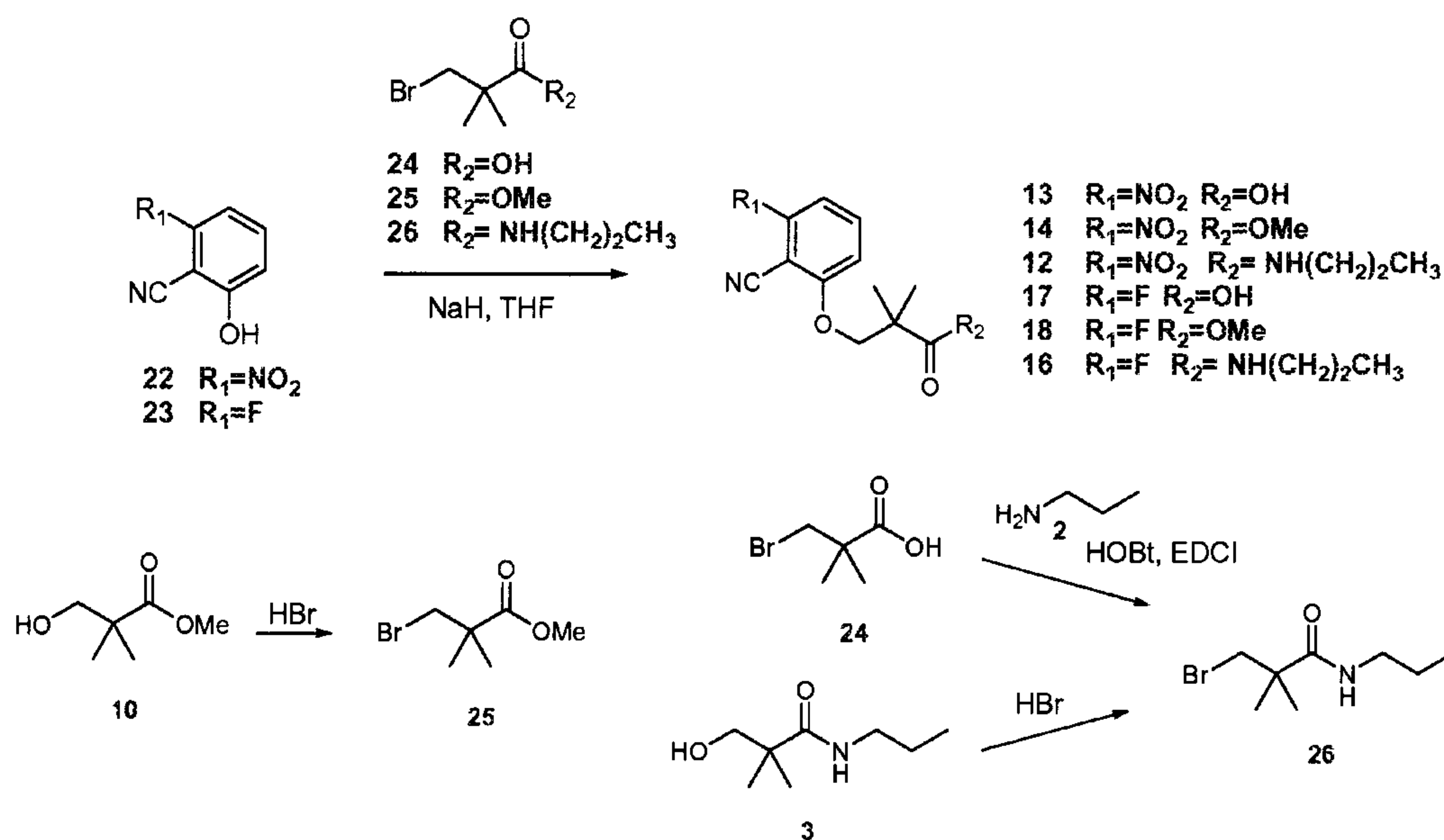
Scheme 9



15

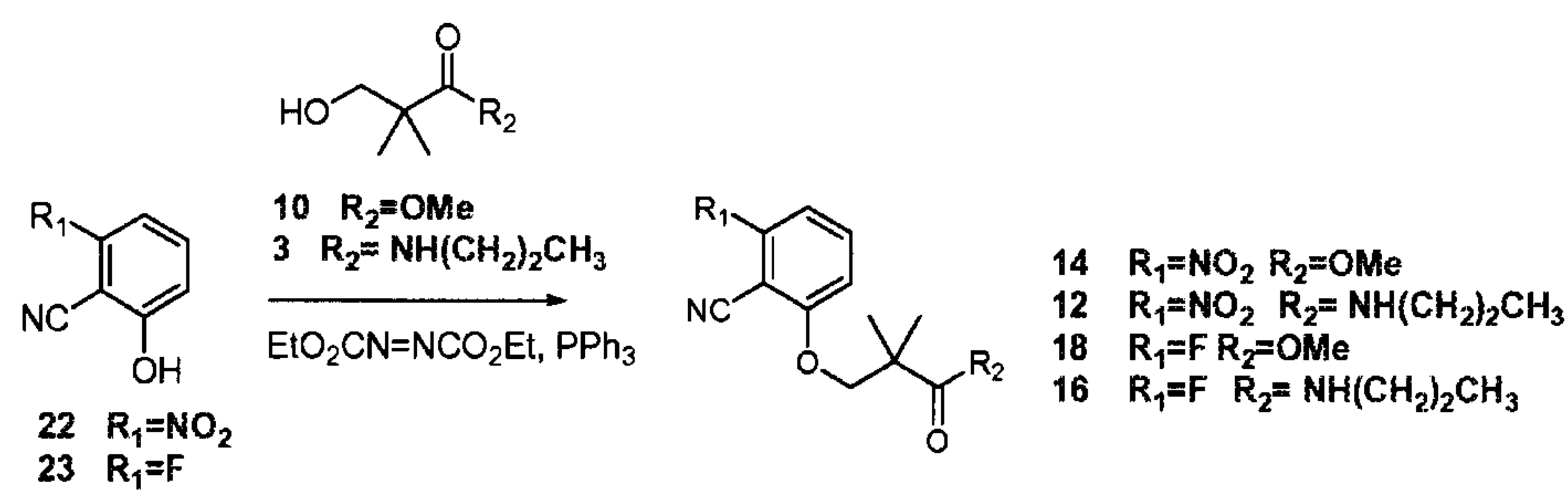
Other approaches involve the alkylation of commercially available phenols **22** or **23** with bromo derivatives **24**, **25** or **26** to provide intermediates **13**, **14**, **12**, **17**, **18** or **16** that can be converted to **5** using procedures as described above. The bromo derivative **24** is commercially available. Compounds **25** and **26** can be prepared using conventional methods from **10**, **24** or **3** as shown in Scheme 10 below. Bromo derivatives **24**, **25**, and **26** can be replaced with chloro, iodo, mesylate, tosylate analogs that are synthesized using known methods from the corresponding alcohols.

Scheme 10



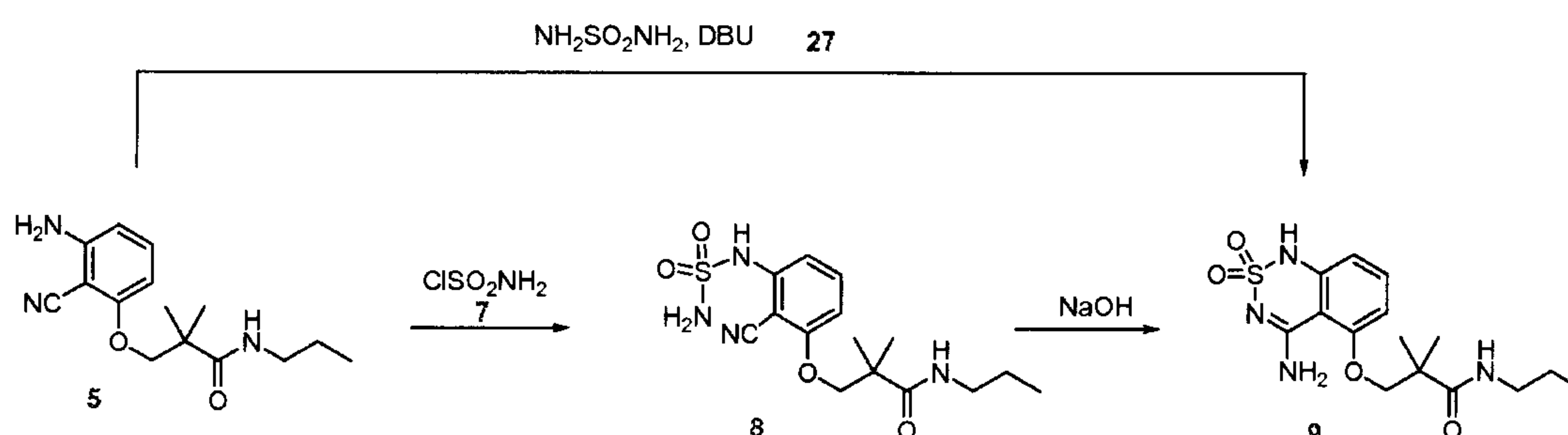
As shown in Scheme 11 below, Mitsunobu reaction can also be used to introduce the side chain by reacting the phenols **22** or **23** with the alcohols **10** or **3** to produce the desired derivatives **12**, **14**, **16** or **18**.

Scheme 11



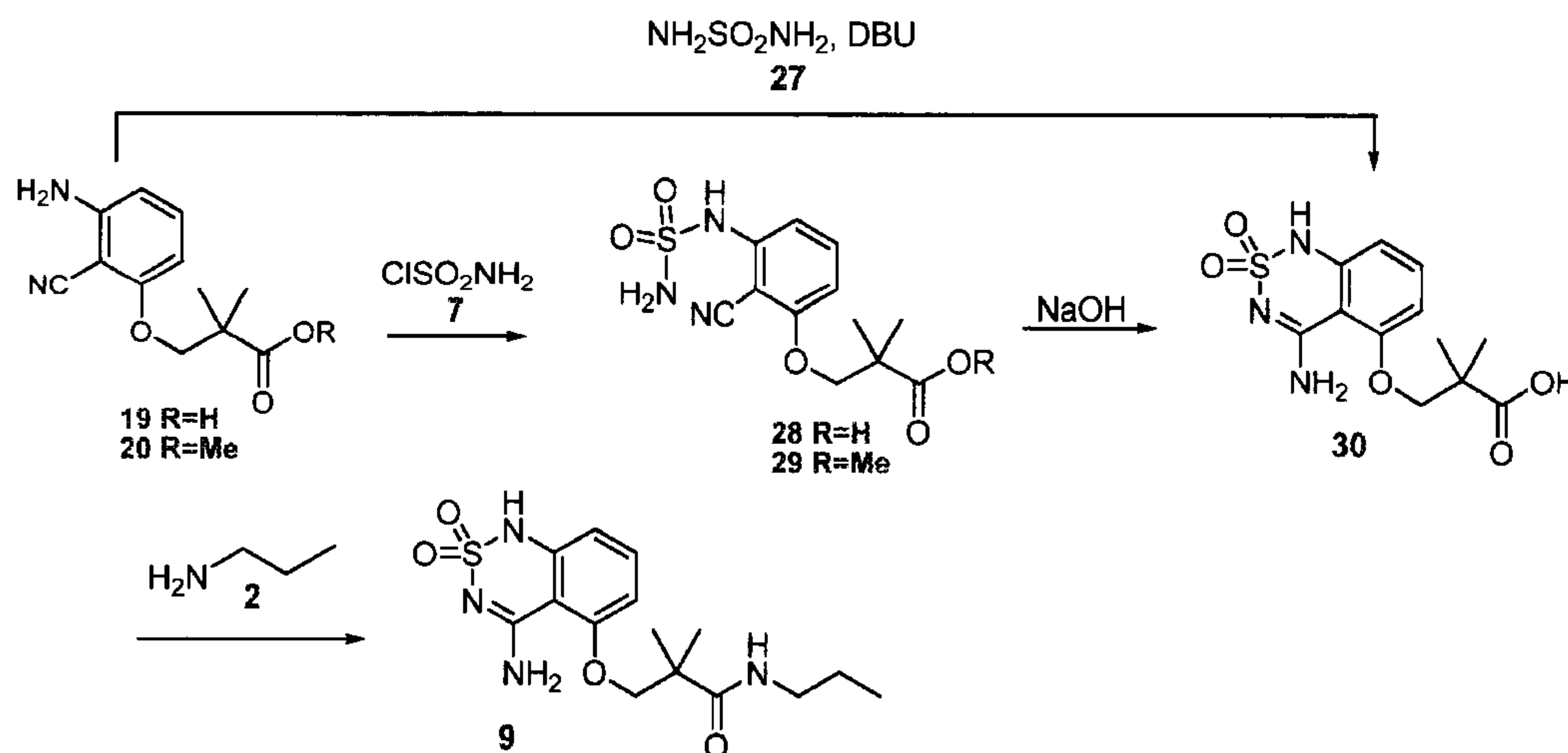
As shown in Scheme 12 below, 2-amino nitrile **5** can be converted in one step to 3'-(4-amino-2,2-dioxide-1H-benzo[*c*][1,2,6]thiadiazin-5-yloxy)-2',2'-dimethyl-N-propylpropanamide, i.e., compound **9** by treatment with sulfonamide **27** in presence of DBU at elevated temperature or in a two steps process via its reaction with sulfamoyl chloride **7** to provide the intermediate **8** that is further cyclized to **9** in the presence of NaOH (Marayanoff et al, *J. Med. Chem.* 2006, 49, 3496 and references cited therein).

Scheme 12



Alternatively (Scheme 13), 2-amino nitriles **19** and **20** can be converted in one step by treatment with sulfonamide **27** in presence of DBU at elevated temperature to provide 1H-benzo[*c*][1,2,6]thiadiazin-5-yloxy)derivative **30** that can be further reacted with amine **2** to provide the amide **9**. Amino nitriles **19** and **20** can also be converted to the cyclized derivative **30** in two steps via the sulfonamides **28** and **29**, respectively.

Scheme 13



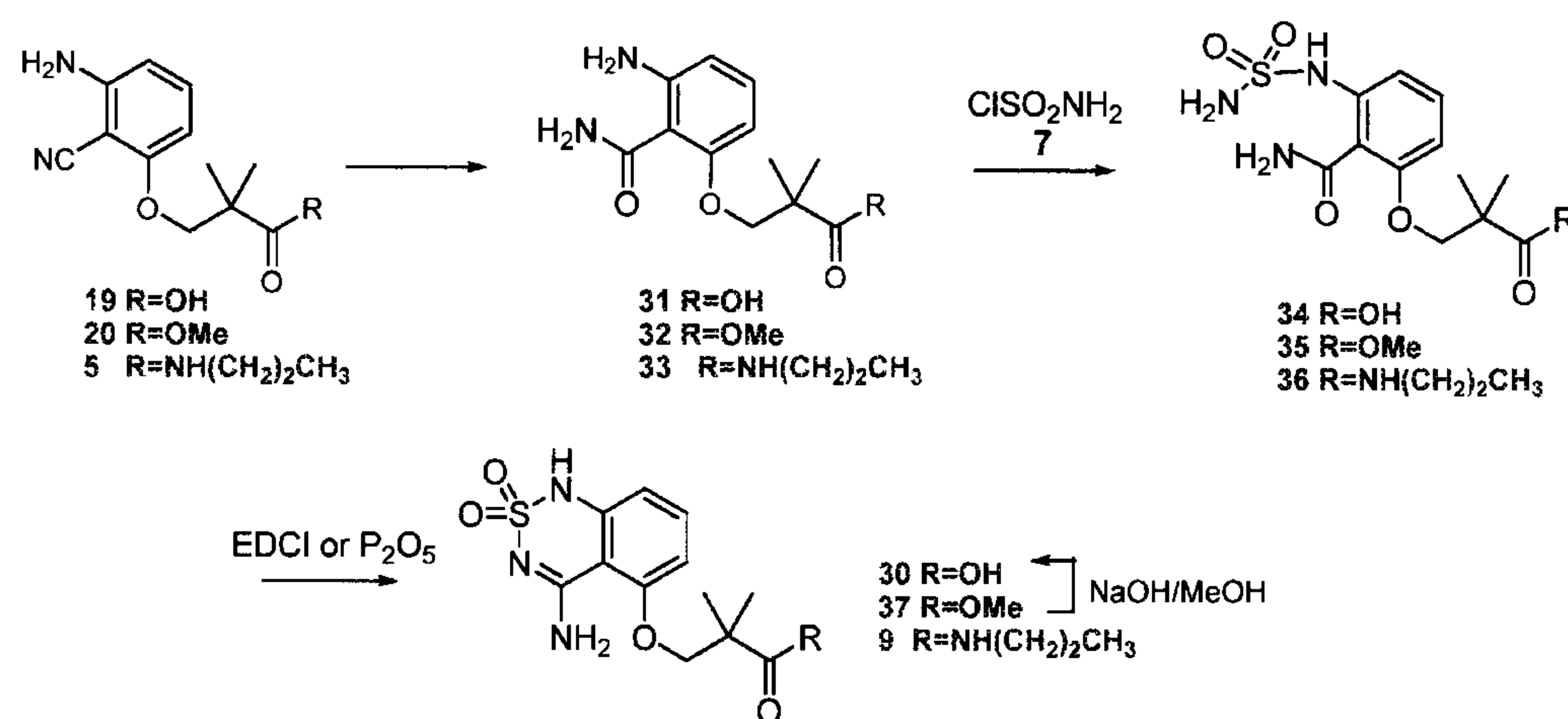
15

Alternative approaches to the preparation of useful intermediates in the synthesis of

compound **9** are described in Scheme 14, 15, and 16.

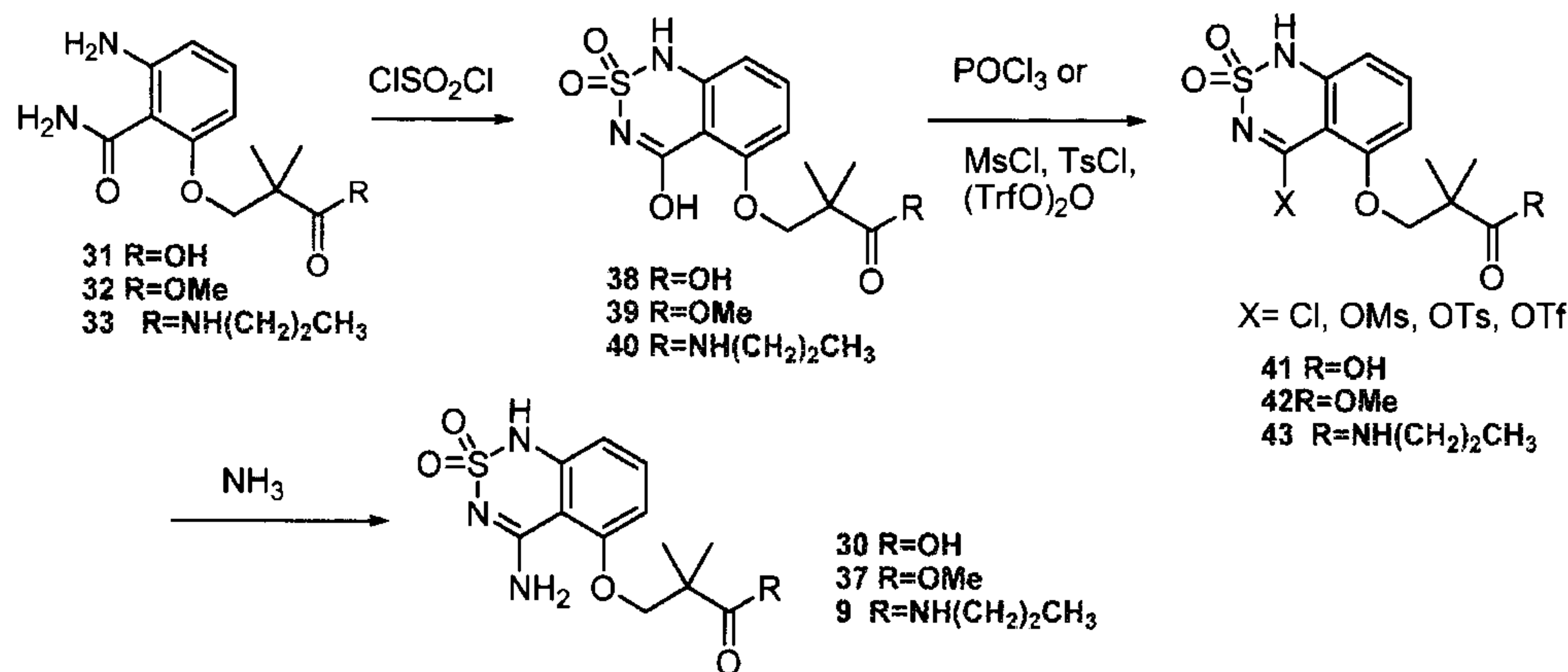
As shown in Scheme 14, amino nitriles **19**, **20** and **5** can be converted to corresponding amino amides derivatives by hydrolysis of the nitrile group. These intermediates can be further reacted with sulfamoyl chloride to provide the sulfamides **34**, **35** or **36** that can be cyclized using a variety of reagents such as EDCI (Chem. Pharm. Bull. 2004, 52, 1422) or P_2O_5 to produce respectively **30**, **37** or **9**.

Scheme 14



As shown in Scheme 15, amino amides **31**, **32** and **33** can be reacted with sulfonyl chloride to provide the corresponding cyclized 1H-benzo[c][1,2,6]thiadiazin-4-ols **38**, **39** and **40**. The hydroxyl can be converted to a leaving group X (X= Cl, OMs, OTs, OTf) using conventional methods to provide intermediates **41**, **42** or **43**, that can be displaced with ammonia (Bioorg. Med. Chem. Lett. 2005, 15, 3853) to provide the corresponding 1H-benzo[c][1,2,6]thiadiazin-4-amines **30**, **37** or **9**.

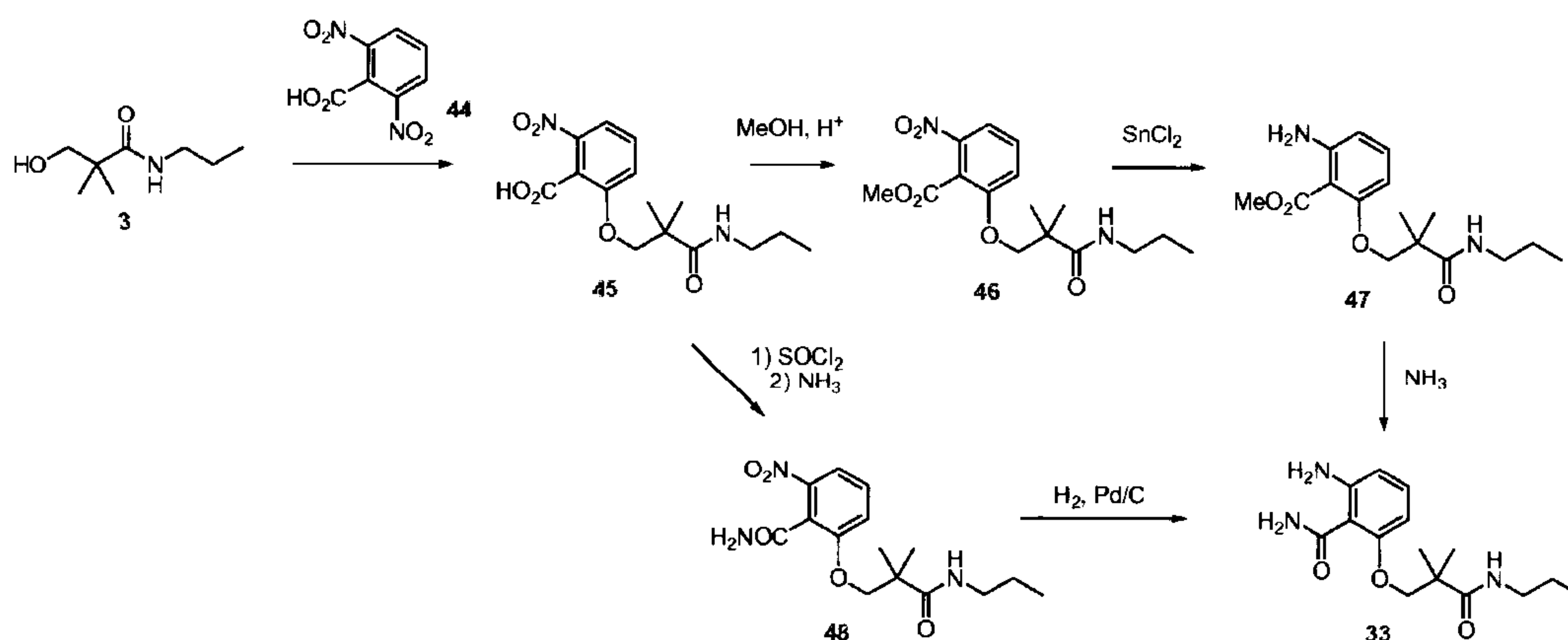
Scheme 15



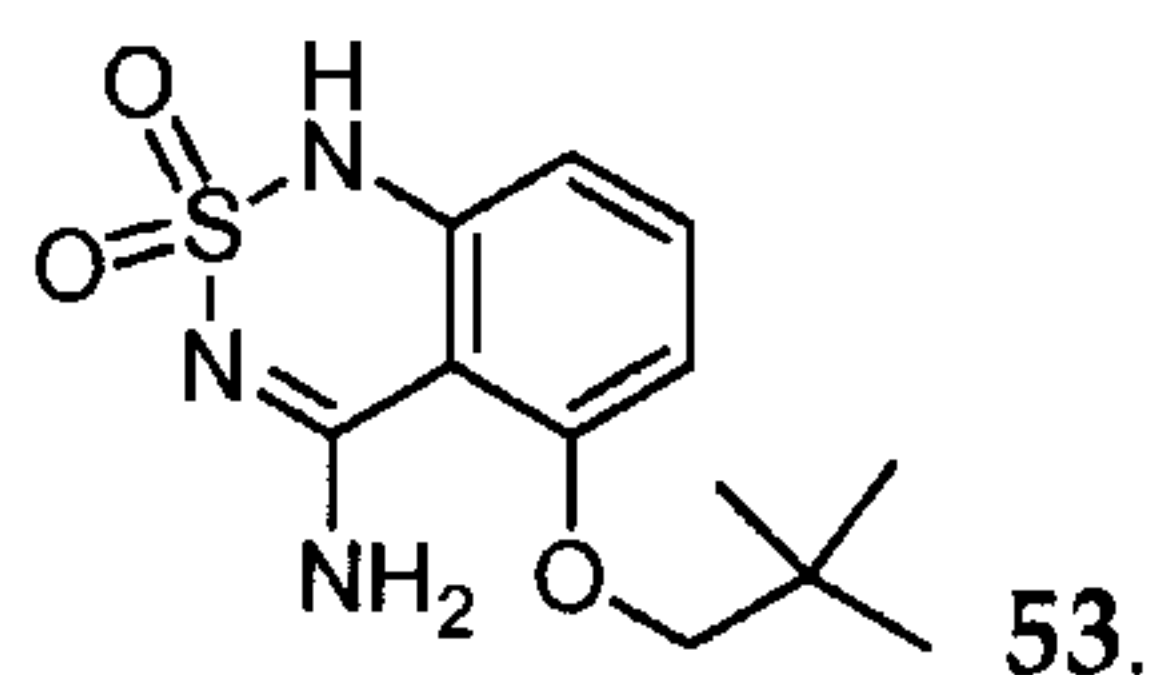
Another approach is described in Scheme 16. Commercially available 2,6-dinitrobenzoic acid **44** can be reacted with alcohol **3** to provide the nitro benzoic acid **45** that can be converted to the corresponding methyl ester (or other appropriate ester) to give **46**. The nitro group can be reduced to the amino group using conventional method (for example reduction in the presence of SnCl₂) and the ester **47** treated with ammonia to provide the desired intermediate **33**. Alternatively, the carboxylic acid **45** can be reacted with sulfonyl chloride (to provide the acyl chloride) and then with ammonia to provide **48** that is further hydrogenated to give the desired intermediate **33**.

10

Scheme 16

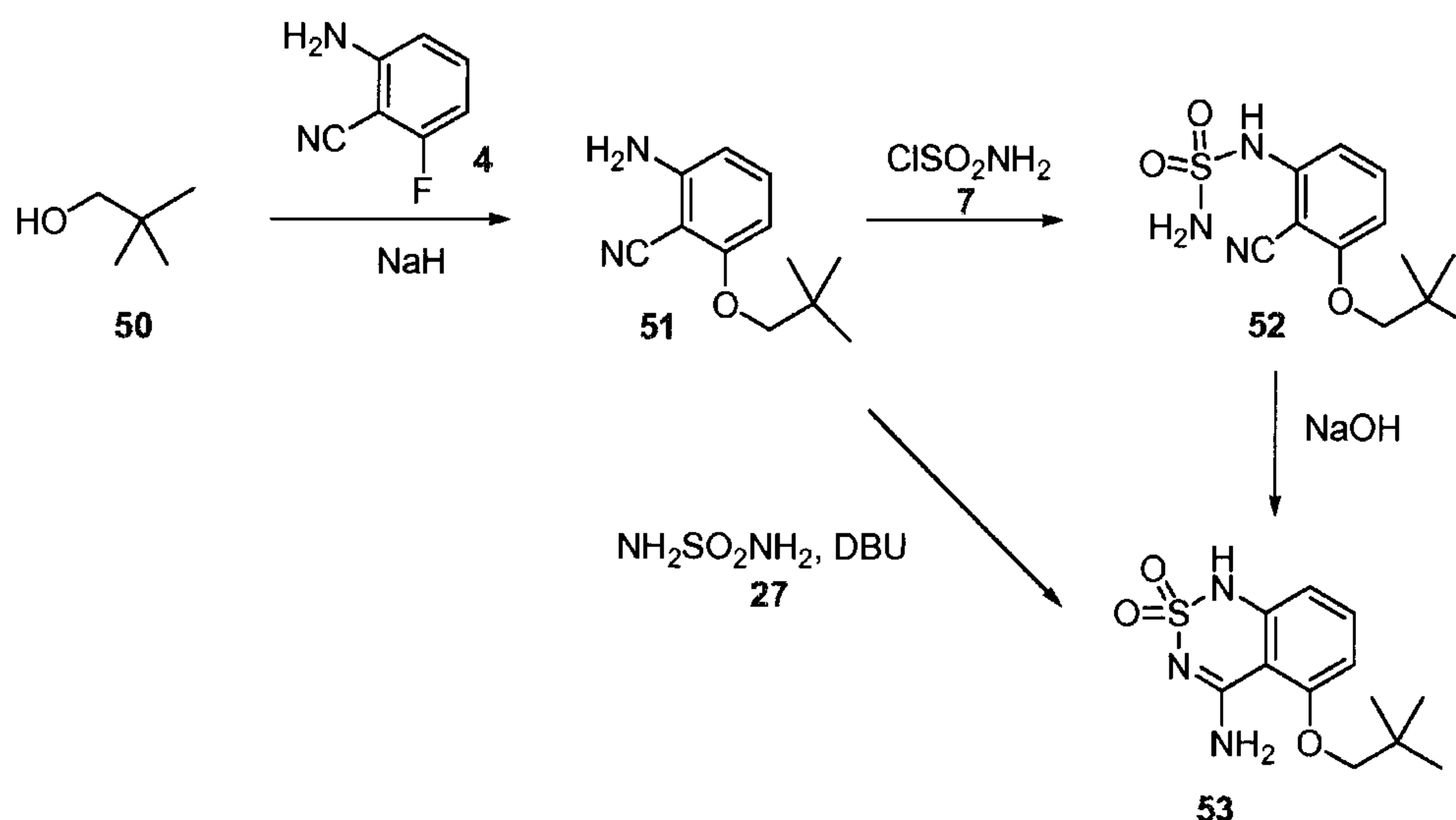


In one embodiment of the present invention, the compound having structural Formula (I) is compound **53** below:



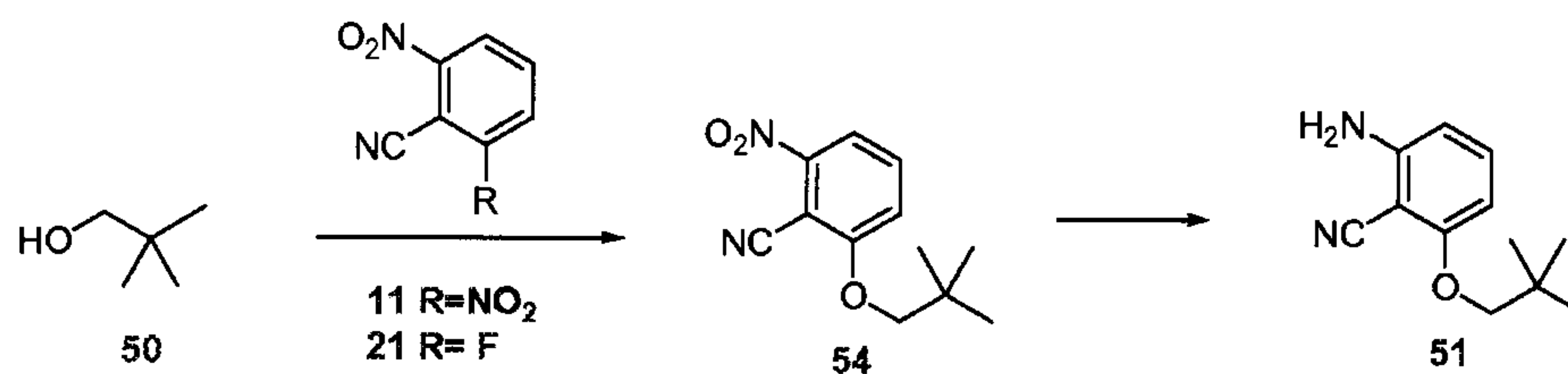
One approach to the synthesis of compound **53** (scheme 17) requires 3 steps starting from commercially available 2,2-dimethylpropan-1-ol **50** that is first reacted with **4** to provide the intermediate **51**. Treatment of **51** with sulfamoyl chloride **7** provide the sulfamoylamino derivative **52** that is further cyclized to **53** in the presence of NaOH. The synthesis can be done in a 2 steps process by reacting the intermediate **51** with sulfamide **27** in the presence of DBU or other suitable base at elevated temperature to provide directly the cyclized **53**.

Scheme 17



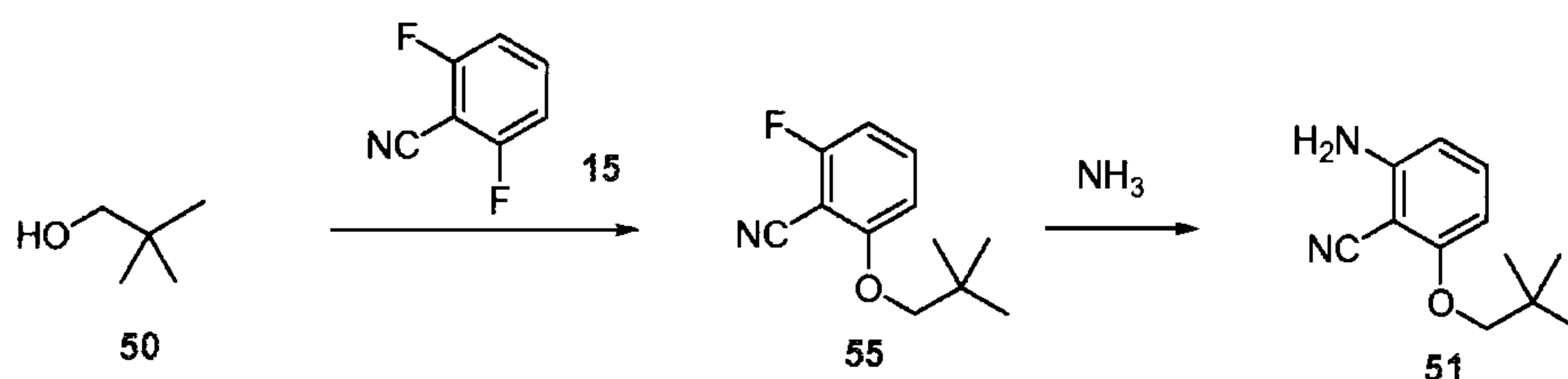
10 As shown in Scheme 18, the alcohol **50** can also be reacted with commercially available 2,4-dinitrobenzonitrile **11** (N. V. Harris, C. Smith, K. Bowden, J. Med. Chem. 1990, 33, 434) or 2-fluoro-6-nitrobenzonitrile **21** to provide the intermediate **54** that is further reduced to the desired intermediates **51** by hydrogenation in the presence of Pd/C or other reducing agents.

Scheme 18



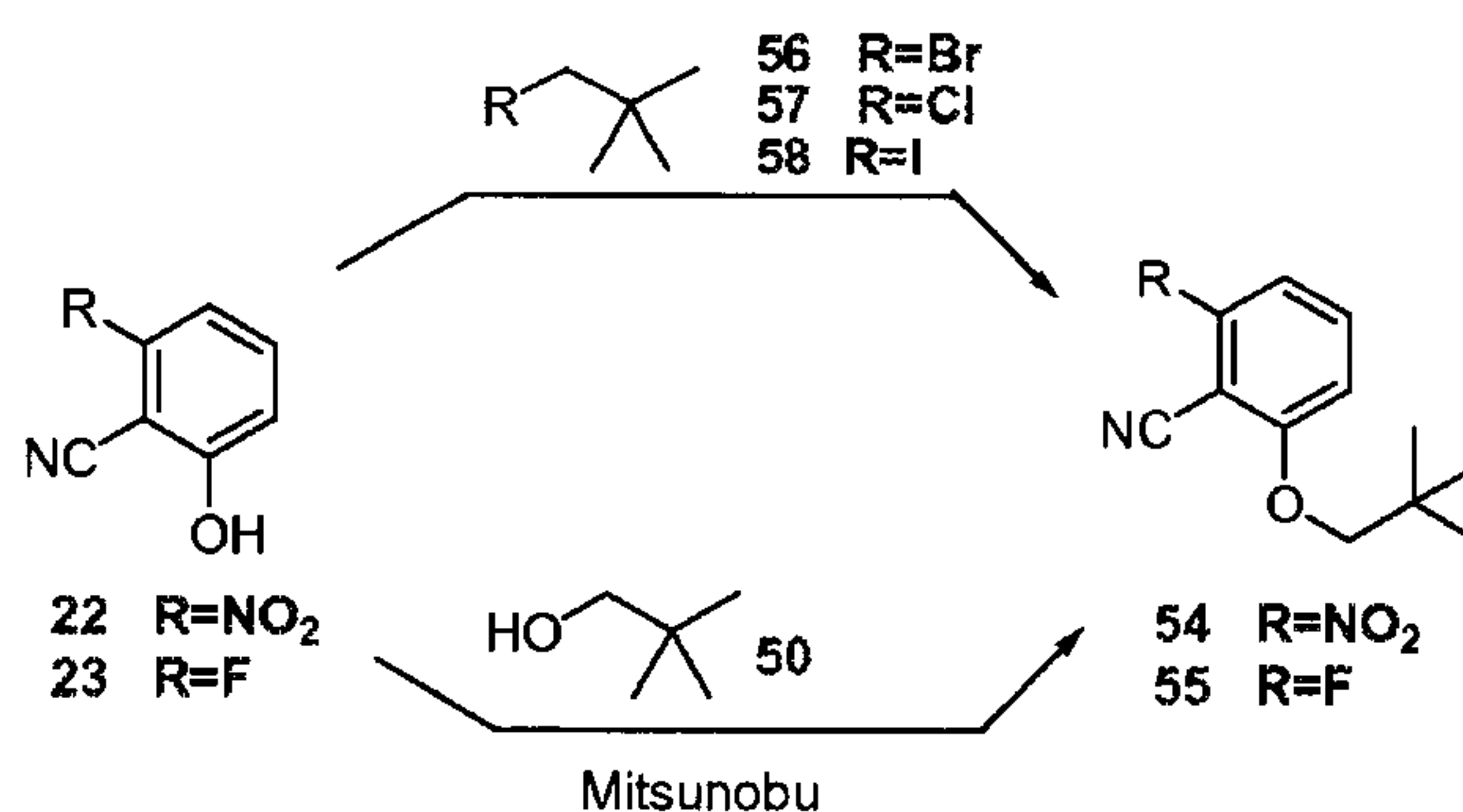
As shown in Scheme 19, 3'-(3-amino-2-cyanophenoxy)-2',2'-dimethylpropane **51** can be prepared from another route by reacting the alcohol **50** with 2,6-difluorobenzonitrile **15** (J. Thurmond *et al*, J. Med. Chem. 2008, 51, 449) to provide the fluoro derivative **55** that can be further reacted with ammonia to provide the desired intermediate **51**.

Scheme 19



Another approach (as shown in Scheme 20) involves the alkylation of commercially available phenols **22** or **23** with commercially available 1-bromo-2,2-dimethylpropane **56**, 1-chloro-2,2-dimethylpropane **57** or 1-iodo-2,2-dimethylpropane **58** to provide intermediates **54** and **55** that can be converted to **51** using procedures as described above. Bromo **56**, Chloro **57** and Iodo **58** can be replaced with mesylate or tosylate analogs that are synthesized using known methods from the corresponding alcohols. Mitsunobu reaction can also be used to introduce the side chain by reacting the phenols **22** or **23** with the alcohol **50**.

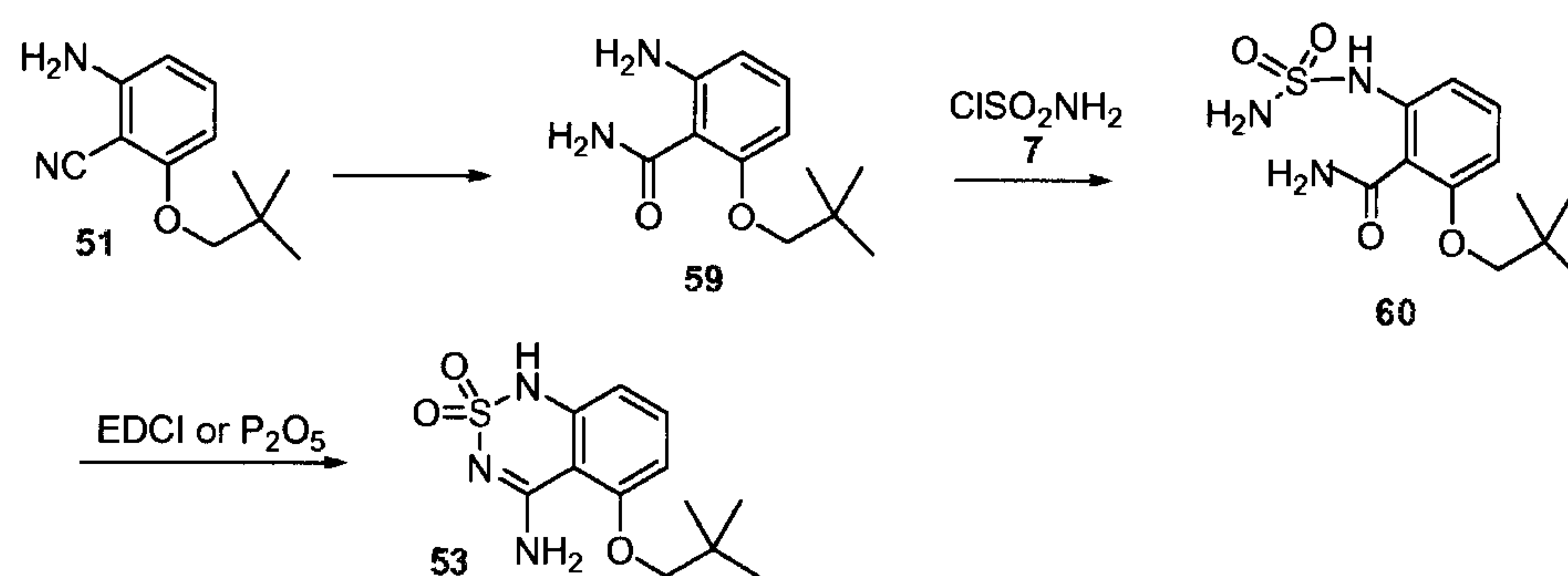
Scheme 20



Alternates approaches to the preparation of useful intermediates in the synthesis of compound **53** are described in Schemes 21, 22, and 23.

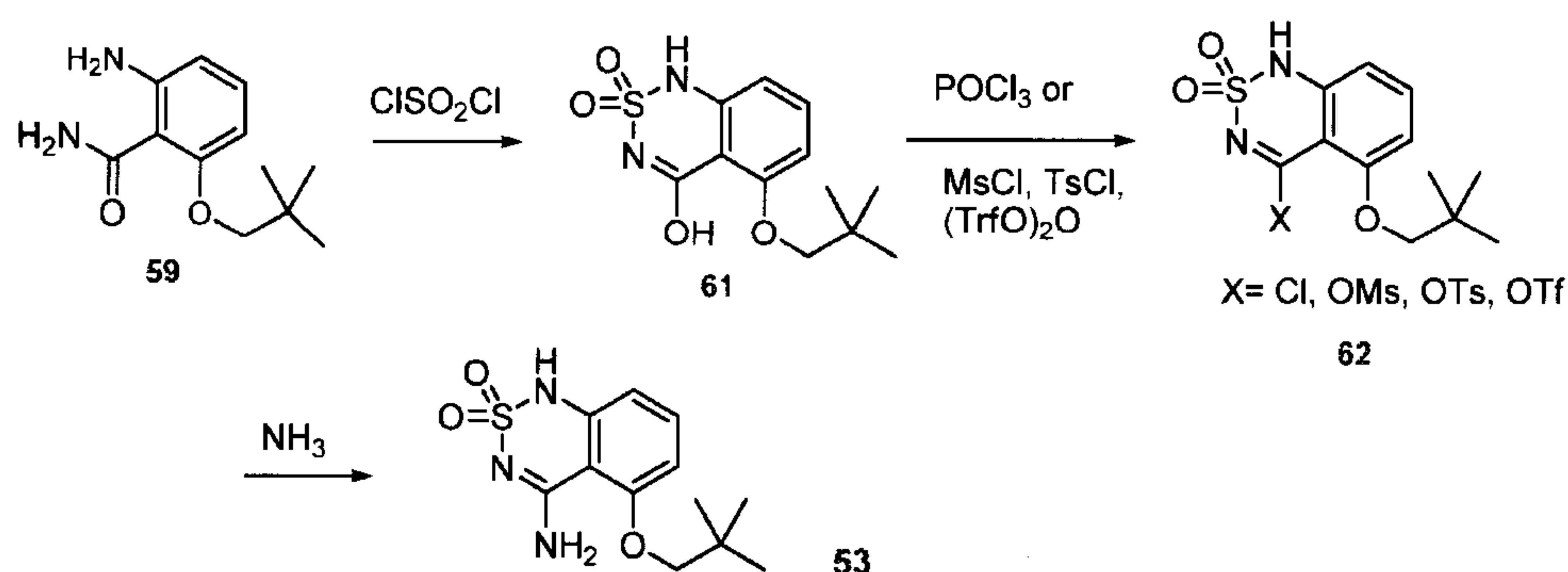
As shown in Scheme 21, amino nitrile **51** can be converted to its corresponding amino amide derivative **59** by hydrolysis of the nitrile group. This intermediate **59** can be further reacted with sulfamoyl chloride to provide the sulfamide **60** that can be cyclized using a variety of reagents such as EDCI or P_2O_5 to produce **53**.

Scheme 21



Alternatively, as shown in Scheme 22, amino amide **59** can be reacted with sulfonyl chloride to provide the corresponding cyclized 1H-benzo[c][1,2,6]thiadiazin-4-ol **61**. The hydroxyl can be converted to a leaving group X (X= Cl, OMs, OTs, OTf) using conventional methods to provide intermediate **62**. The leaving group can be displaced with ammonia to provide compound **53**.

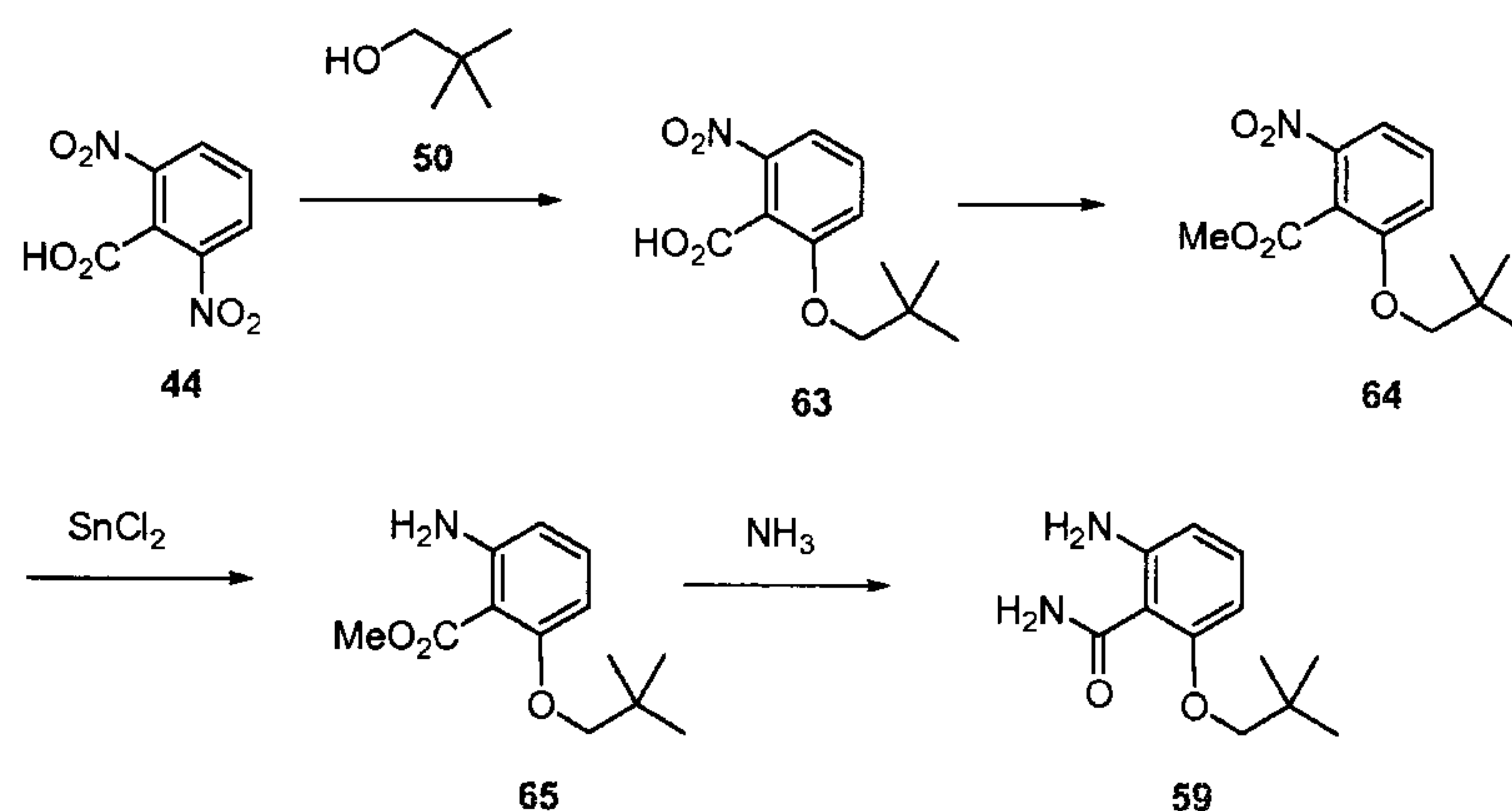
Scheme 22



Another approach is described in Scheme 23. Commercially available 2,6-dinitrobenzoic acid **44** can be reacted with alcohol **50** to provide the nitro benzoic acid **63** that can be converted to the corresponding methyl ester (or other appropriate ester) to give **64**. The nitro group can be

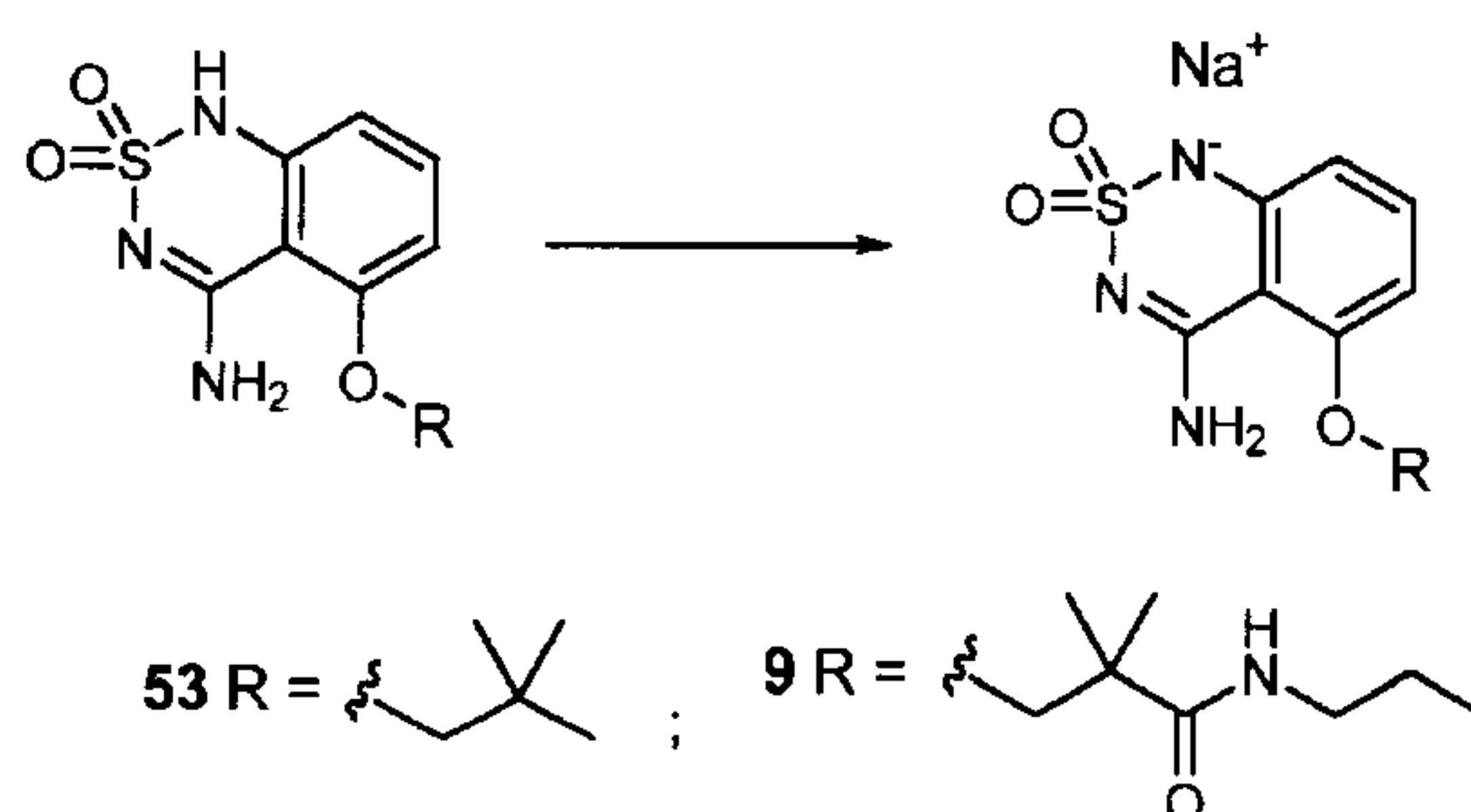
reduced to the amino group using conventional method (for example, reduction in the presence of SnCl₂) to provide **65** that is further reacted with ammonia to give the desired intermediate **59**.

Scheme 23



- 5 In one embodiment of the present invention, the sodium salt of compounds **9** or **53** can be prepared by reacting **9** or **53** with NaOH, NaHCO₃, or Na₂CO₃ (Scheme 24). Other suitable salts can also be made using appropriate procedures, such as Potassium, Calcium and Magnesium salts. The salts form of the compounds have better solubility in aqueous solution as well as in polyglycol and other solvents that are used to make stock solutions for food applications.

10 **Scheme 24**



Examples

15 **GC Conditions**

Agilent GC with an Agilent HP-5 column, 30 m (L) × 0.32 mm (ID) × 0.25 μm (df)

Inlet Split; Split Ratio 100:1

	Inlet Temperature	300°C
	Inlet Pressure	10.0 psi (constant pressure)
	Thermal Program	Initial 50°C (hold for 0.70 min) Ramp to 300°C (hold 5 min) at 30°C/min
5	Detection	Flame Ionization
	Detector Temperature	320°C
	Carrier Gas	Helium
	Makeup Gas	Helium, 35 mL/min
	Air Flow	350 mL/min
10	Hydrogen Flow	40 mL/min
	Injection Volume	1 µL
	Run Time	14.03 min
	Diluent	Compound 1 and Compound 2 (methanol) Compound 3 (acetonitrile)
15		Approximate Retention Time, min
	Compound 1	3.690
	Compound 2	6.062
	2-Amino-6-fluorobenzonitrile	6.099
	Compound 3	10.874

20

HPLC Conditions

Agilent HPLC with a Waters J'sphere ODS-H80 C18 column, 4-µm particle size, 4.6 mm × 150 mm

25	Flow rate	1.0 mL/min
	Detection	UV at 230 nm
	Column Temperature	25°C
	Injection Volume	1 µL
	Run Time	30 min
30	Mobile Phase A	0.1% formic acid in DI water
	Mobile Phase B	0.1% formic acid in acetonitrile

Diluent 1:0.5:0.5 formic acid:acetonitrile:DI water

Time (min)	(%) Mobile Phase A	(%) Mobile Phase B
0.0	95.0	5.0
5 20.0	5.0	95.0
25.0	5.0	95.0
27.0	95.0	5.0
30.0	95.0	5.0

Approximate Retention Time, min
Compound 3 11.7
Compound 3a 10.0
Compound 4 9.4

15 Example 1. Synthesis of Compound 3

To a 5-Gal pressure reactor was charged methyl 3-hydroxy-2,2-dimethylpropanoate **10** (4.5 kg, 34.05 mol, 1 equiv.) and n-propylamine **2** (3.02 kg, 4.2 L, 51.07 mol, 1.5 equiv.) and the mixture stirred and heated to 120 °C. The pressure of the reactor rose to 54 psig and the temperature of the reactor was maintained by the use of a heating jacket and internal cooling coils that contained glycol. This setup did cause the internal pressure to fluctuate over a range of 30 psig to 54 psig due to the cooling and heating of the vapor phase of the reactor. The reaction was monitored by GC and after 93 h the residual methyl 3-hydroxy-2,2-dimethylpropanoate **1** was 1.95% (AUC) by GC relative to compound **3**. The contents of the reactor were then allowed to cool to ambient temperature and the batch was transferred to a suitable container and concentrated on a 20-L rotary evaporator using toluene to azeotropically remove residual methanol along with the low boiling n-propylamine. This gave compound **3** (5.65 kg, 86% (AUC by GC) as a concentrate which had a high level of residual n-propylamine (~3.44%) and was stored for combination with a 2nd batch and observed to solidify on standing.

A 2nd batch was processed in a similar manner at the same scale to give compound **3** (5.267 kg, 86% (AUC) by GC) as a concentrate containing ~4% n-propylamine. A use test of compound **3** that contained ~4.3% n-propylamine was conducted through to compound **5** and

confirmed that this high level of residual n-propylamine did not affect the quality of the material produced.

Both of these batches were dissolved in anhydrous THF for subsequent use in the next step.

5

Example 2. Synthesis of Compound 5

To a dried 750-L reactor purged with nitrogen was charged NaH (60% dispersion in mineral oil, 3.6 kg, 90.0 mol, 1.7 equiv.) and low water THF (160 L) and the resulting slurry was cooled to 0–10 °C. Compound 3 (9.07 kg (theoretical based on wt% calculation of solutions), 57
10 mol, 1.08 equiv. in anhydrous THF) was then further diluted with low water THF (71 L) and charged portionwise to the NaH/THF slurry maintaining the reaction temperature at 0–10°C. Once the addition was complete the reactor was warmed to 20–25°C and held at this temperature for at least 30 min. To this was slowly charged a solution of 2-amino-6-fluorobenzonitrile (7.2 kg, 52.9 mol, 1 equiv.) 4 in low water THF (35.5 L) over a period of at least 30 min.,
15 maintaining the reaction temperature at 20–30 °C. Once the addition was complete the reaction mixture was heated to reflux and after 10 h the residual 2-amino-6-fluorobenzonitrile was 1.7% (AUC) by GC relative to Compound 5. The batch was concentrated to ~1/3 volume (to ~90 L) under partial vacuum distillation and diluted with MTBE (190 L) and washed with water (2 × 143 L). A sample of the organic layer was taken and tested for residual fluoride and it was found
20 to be at a concentration of 11.6 ppm. Since the fluoride number was higher than a concentration of 5 ppm, a level at which had been deemed safe to operate at, a further water wash (143 L) was conducted along with a filtration through a 25 micron filter to remove black particles that were observed in the batch. Measurement of the residual fluoride was then repeated and determined to be at a concentration of 2.8 ppm and the organic layer was concentrated to ~1/3 volume (to ~90 L)
25 under vacuum. The batch was diluted with EtOAc (190 L) and the process repeated, concentrating to ~1/3 volume (to ~90 L). The EtOAc dilution (190 L) and concentration was repeated to ~90 L and the batch was cooled to 20–25°C. The resulting mixture was stirred at this temperature until crystallization was observed at which point hexane (285 L) was added. The batch was further cooled to 15–25 °C and stirred at this temperature for at least 2 h before
30 filtering and washing with hexane (2 × 35.5 L). The product was dried under vacuum at 50 °C

for 45.75 h to give Compound **5** as a white to off-white solid (10.15 kg, 70% yield) with a purity of 97% (AUC) by GC.

Example 3. Conversion of Compound **5** to Compound **9**

5 To a dry 750-L reactor purged with nitrogen was charged CH₂Cl₂ (95 L), chlorosulfonyl isocyanate **6** (9.0 kg, 63.6 mol, 2.19 equiv.) and triethylamine (161 g, 1.59 mol, 2.5 mol%) and the mixture was heated to 36–42 °C. In a container was mixed 99% formic acid (3.0 kg, 65.17 mol, 1.02 equiv), CH₂Cl₂ (4.75 L) and triethylamine (161 g, 1.59 mol, 2.5 mol%). With a nitrogen sweep of the headspace being employed ~10% aliquots of the formic acid/triethylamine
10 solution were added to the chlorosulfonyl isocyanate (CSI) mixture. Samples of the gas were taken periodically after addition of the 1st aliquot to confirm CO₂ gas formation and cessation and once CO₂ gas evolution had decreased the next aliquot was added. Subsequent monitoring of the reaction of each aliquot could now easily be monitored visually by both foaming in the reactor and a noticeable decrease in the reaction temperature (~3–4 °C per 10% aliquot). Once
15 foaming had ceased and the batch had returned to its original temperature the next aliquot could be safely added. Upon addition of the final aliquot and observed cessation of foaming and endotherming of the reaction, further gas samples were taken to confirm that CO₂ generation had ceased during the 60–90 minute hold period. Although CO₂ was still detected at low levels, two consecutive readings gave similar results and this was believed to be due to the nitrogen
20 sweeping through the headspace of the reactor which was not efficiently displacing all the CO₂ present in the reactor. This process transformed compound **6** to compound **7**.

The mixture containing compound **7** was then cooled to 0–10°C and diluted with MeCN (40 L) and stirred at this temperature for 30–45 min. To the secondary 750-L reactor was charged Compound **5** (8.0 kg, 29.05 mol, 1 equiv.), CH₂Cl₂ (90 L) and dimethylacetamide (4 L)
25 and was stirred until a solution was formed before cooling to 0–10 °C. To this was then added the solution of sulfamoyl chloride **7** in the primary reactor over a period of 1–3 h maintaining the reactor temperature at 0–10°C. After the addition was complete the batch was allowed to warm to 20–25°C and stirred at this temperature overnight. The reaction was monitored by HPLC and after 10.33 h the reaction was deemed complete with 10% (AUC) compound **5** remaining by
30 HPLC relative to compound **8**. The mixture was slowly quenched onto a solution of NaHCO₃

(10.8 kg, 128.6 mol) in water (110 L) over at least 1 h maintaining the reaction temperature at 10–30 °C. The layers were allowed to separate and the aqueous layer was back extracted with CH₂Cl₂ (2 × 40 L). The combined organics were then extracted with a solution of 50% NaOH (11.6 kg, 145 mol, 5 equiv.) in water (137.6 kg) followed by 50% NaOH (1.55 kg, 19.38 mol, 0.67 equiv.) in water (18.35 kg). The combined aqueous extracts were heated at 40–50°C for ~10 h followed by heating to 60–70°C and holding at this temperature for ~4 h until reaction completion was observed (<1% (AUC) Compound **8** vs Compound **9** by HPLC).

The reaction mixture was cooled to 20–25°C and washed with MTBE (2 × 60 L) before filtering through a 0.45 micron filter to remove any residual particles. To the aqueous solution was then charged EtOH (190 proof, 96 L) and the batch was cooled to 0–10 °C. To this solution was slowly transferred a solution of 37% HCl (17.86 kg) in water (30 L) over a period of at least 30 min. until the pH of the reaction mixture was ~4.5. At this point the batch had precipitated and was held at 0–10 °C for a minimum of 1 h before filtering and washing with DI water (2 × 25 L) followed by a 2:1 mixture of DI water/EtOH (25 L). The batch was dried under vacuum at 40–50 °C for 40 h to give crude Compound **4** as a pale yellow solid (6.8 kg, 66% yield from Compound **5**) with a purity of 93.2% (AUC) by HPLC.

Example 4. Purification of Compound 9

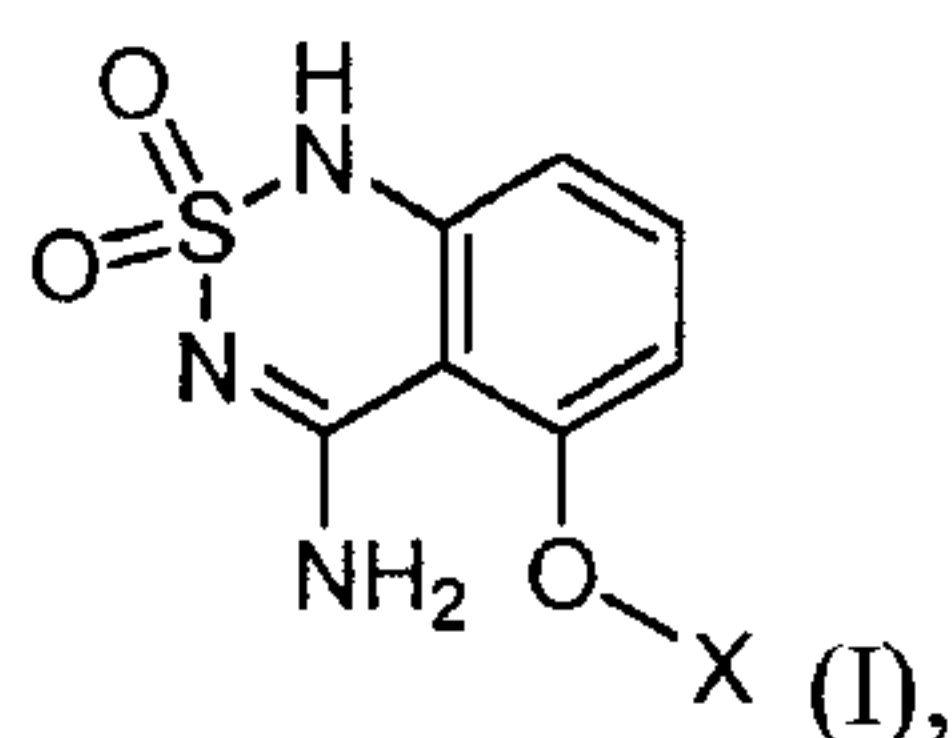
To the 750-L reactor was charged crude compound **9** (6.8 kg), EtOH (190 proof, 68 L) and DI water (68 L). The resulting slurry was heated to 75–85 °C and held at this temperature for 2 h before cooling to 15–25°C overnight (~16 h). The slurry was filtered and washed with a 2:1 mixture of DI water/EtOH (28.4 L). The batch was dried under vacuum at 40–50°C for ~15 h to give compound **9** as an off-white solid (6.4 kg, 94% recovery) which contained ~0.3% (AUC) compound **5** by HPLC.

The batch was reworked in an identical manor with the solvent amounts and wash volumes remaining unchanged. This gave compound **9** as a white solid (5.83 kg, 57% yield from compound **5**) with a purity of 99.9% (AUC) and 0.03% (AUC) compound **5** by HPLC.

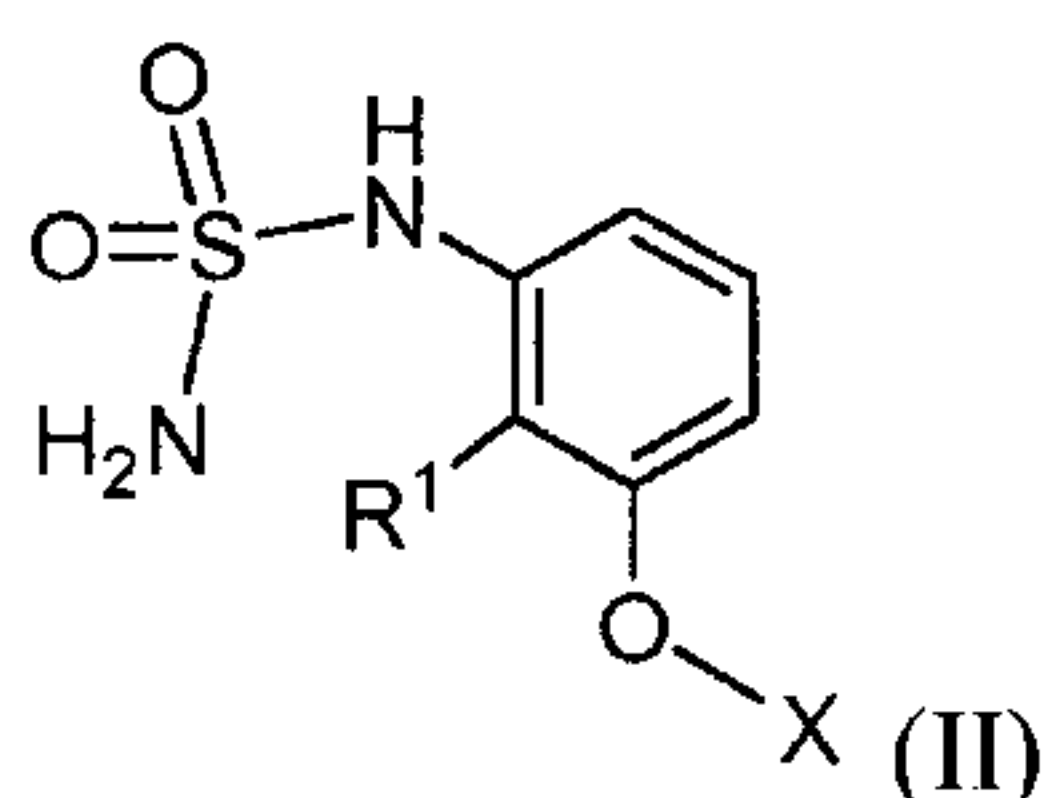
The scope of the claims should not be limited by the preferred embodiments set forth in the examples, but should be given the broadest purposive construction consistent with the description as a whole.

We claim:

1. A process of preparing a compound having structural Formula (I):



comprising reacting a compound having structural Formula (II)



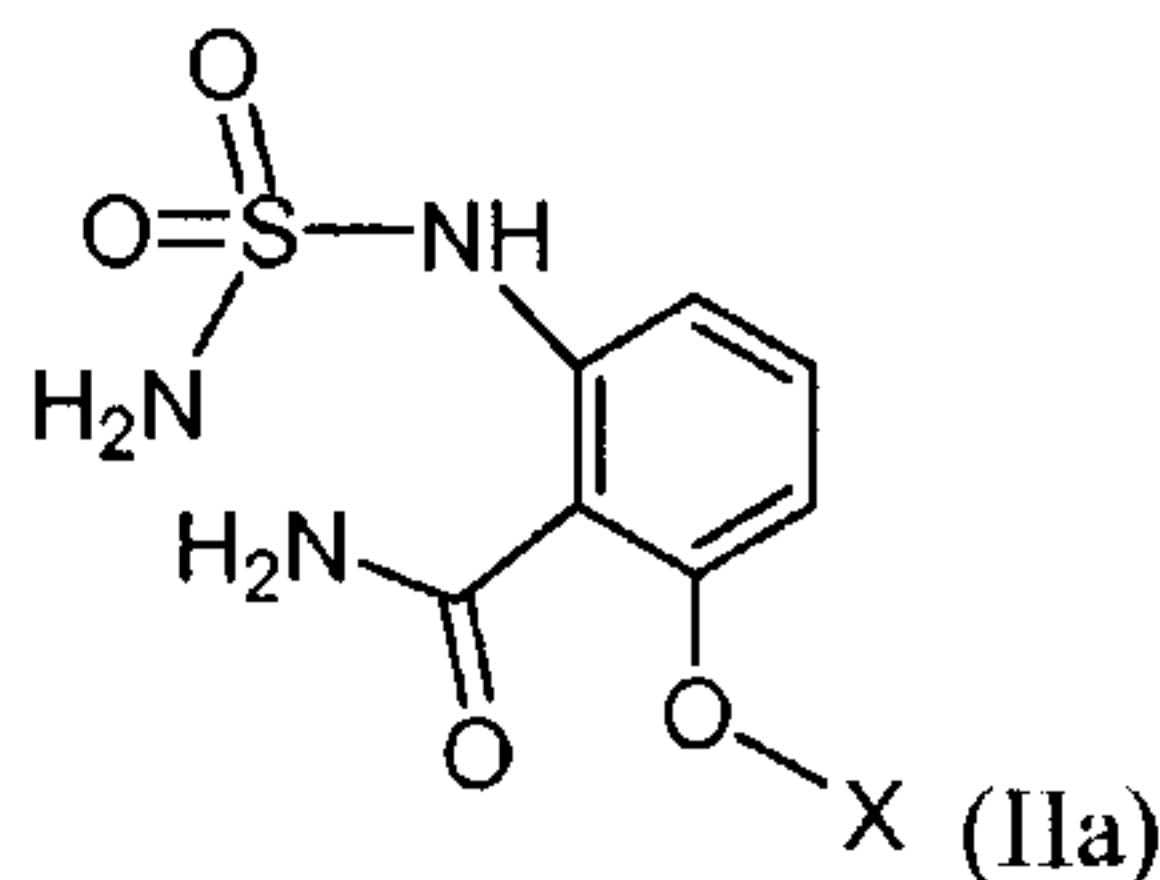
with a base or an activating reagent,

wherein

R¹ is -CN or -C(O)NH₂; and

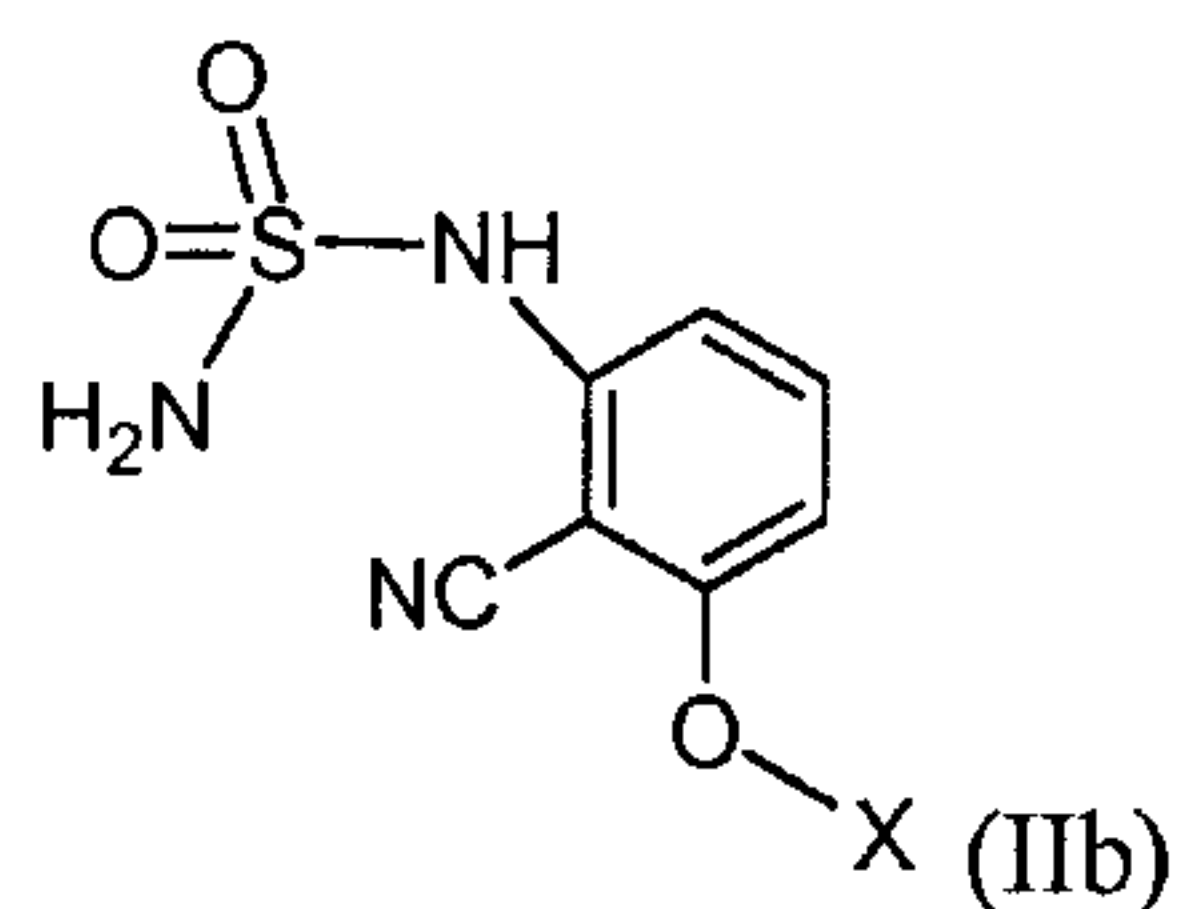
X is alkyl, substituted alkyl, alkenyl, substituted alkenyl, heteroalkyl, substituted heteroalkyl, heteroalkenyl, or substituted heteroalkenyl.

2. The process of claim 1, comprising reacting a compound having structural Formula (IIa)



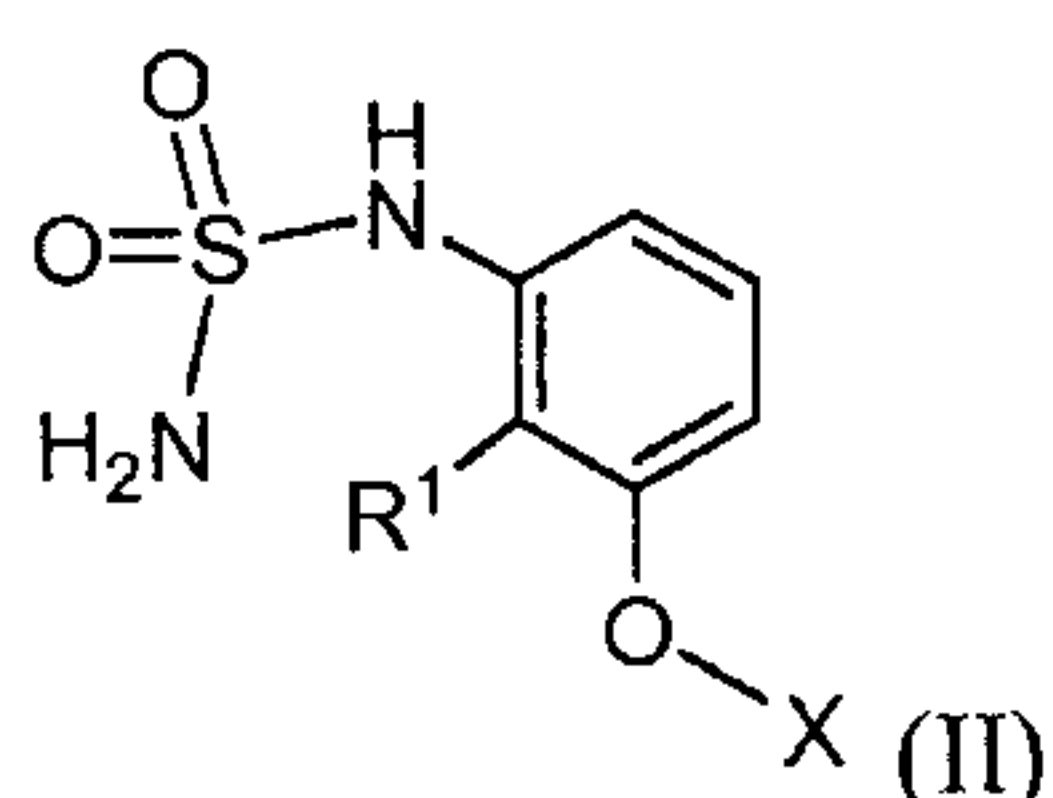
with an activating reagent to provide the compound of Formula (I).

3. The process of claim 1, comprising reacting a compound having structural Formula (IIb)



with a base to provide the compound of Formula (I).

4. A compound having structural Formula (II)



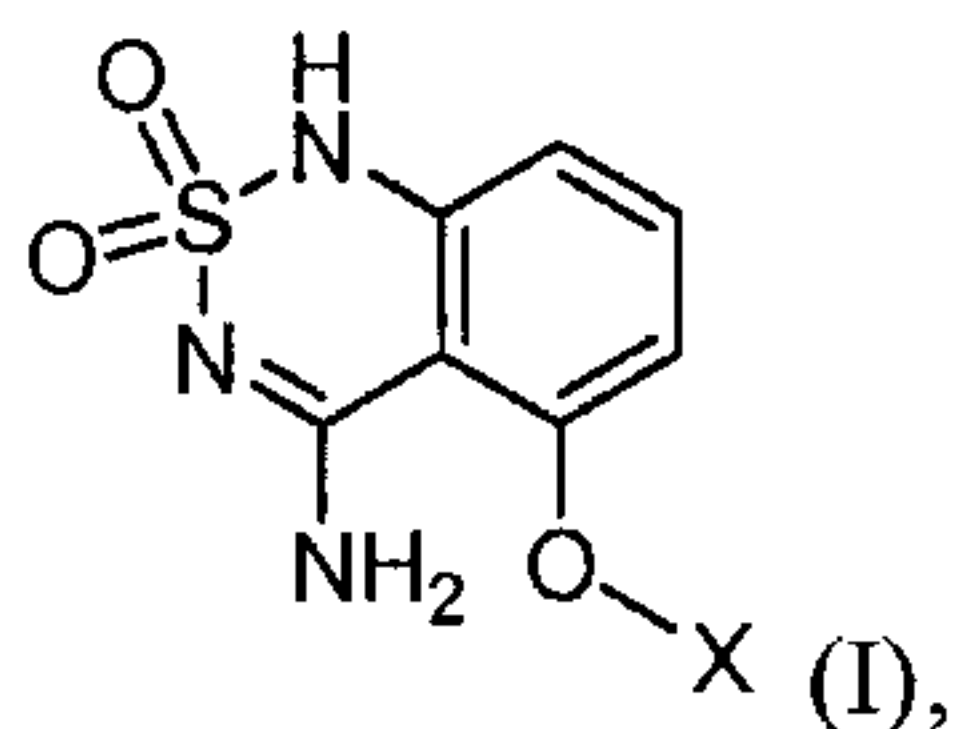
wherein

R^1 is $-CN$, $-C(O)OR^2$, or $-C(O)NH_2$;

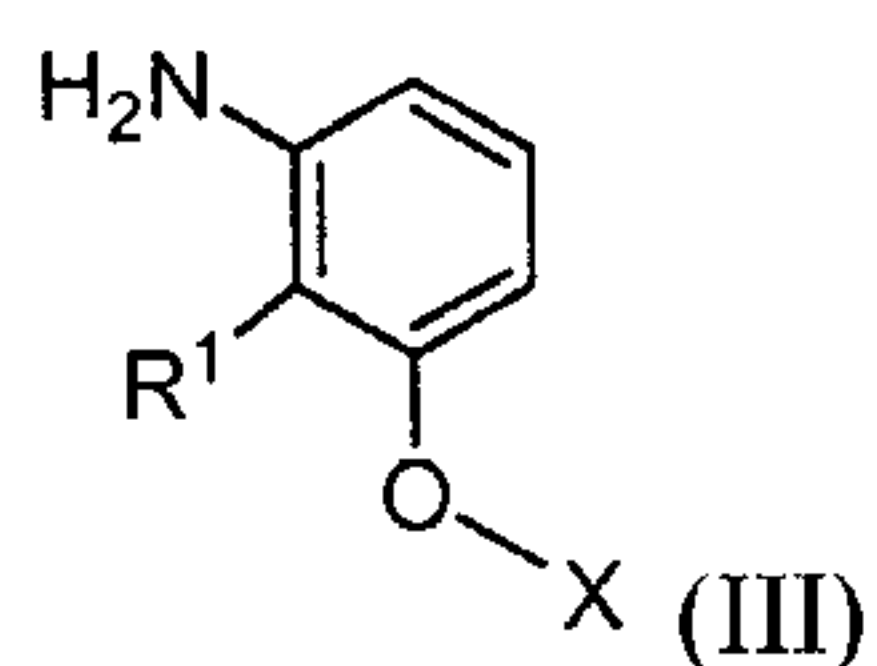
X is alkyl, substituted alkyl, alkenyl, substituted alkenyl, heteroalkyl, substituted heteroalkyl, heteroalkenyl, or substituted heteroalkenyl; and

R^2 is hydrogen or C1-C12 alkyl.

5. A process of preparing a compound having structural Formula (I):



comprising reacting a compound having structural Formula (III)



with $NH_2S(O)_2NH_2$ or $Cl-S(O)_2-NH_2$ optionally in the presence of a base, to provide directly the compound having structural Formula (I), or alternatively to provide the compound having

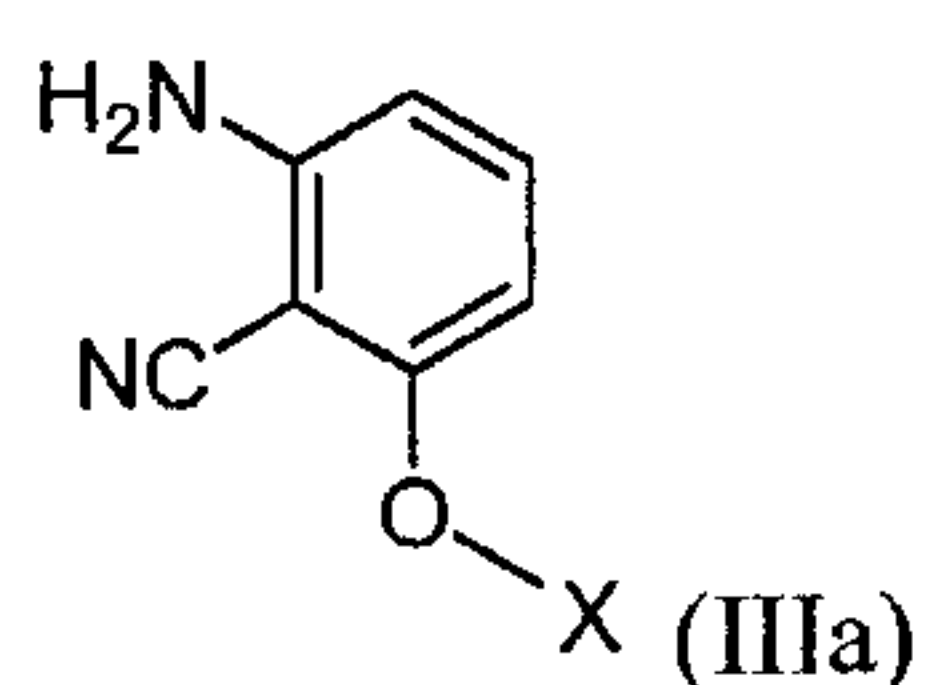
structural formula (II) of claim 1 which is further reacted with an inorganic base or an activating reagent to provide the compound having structural Formula (I),

wherein

R^1 is $-\text{CN}$ or $-\text{C}(\text{O})\text{NH}_2$; and

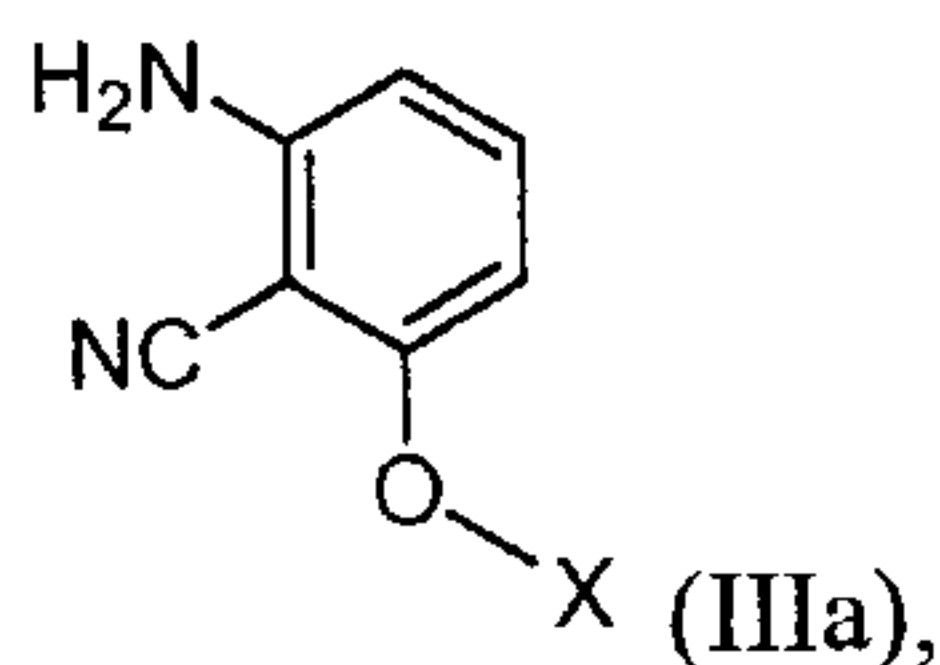
X is alkyl, substituted alkyl, alkenyl, substituted alkenyl, heteroalkyl, substituted heteroalkyl, heteroalkenyl, or substituted heteroalkenyl.

6. The process of claim 5, comprising reacting a compound having structural Formula (IIIa)

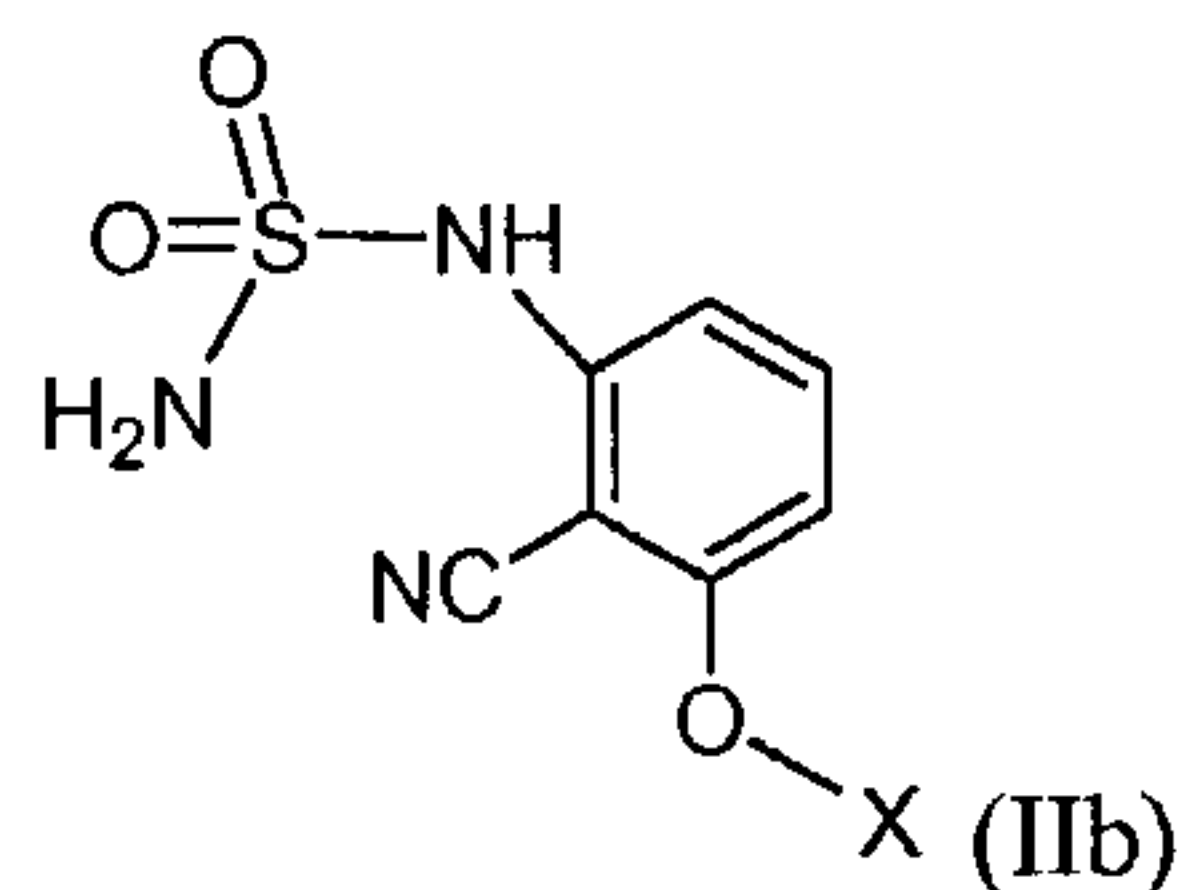


with $\text{NH}_2\text{-S}(\text{O})_2\text{-NH}_2$ in the presence of a base to provide the compound of Formula (I).

7. The process of claim 5, comprising reacting a compound having structural Formula (IIIa)

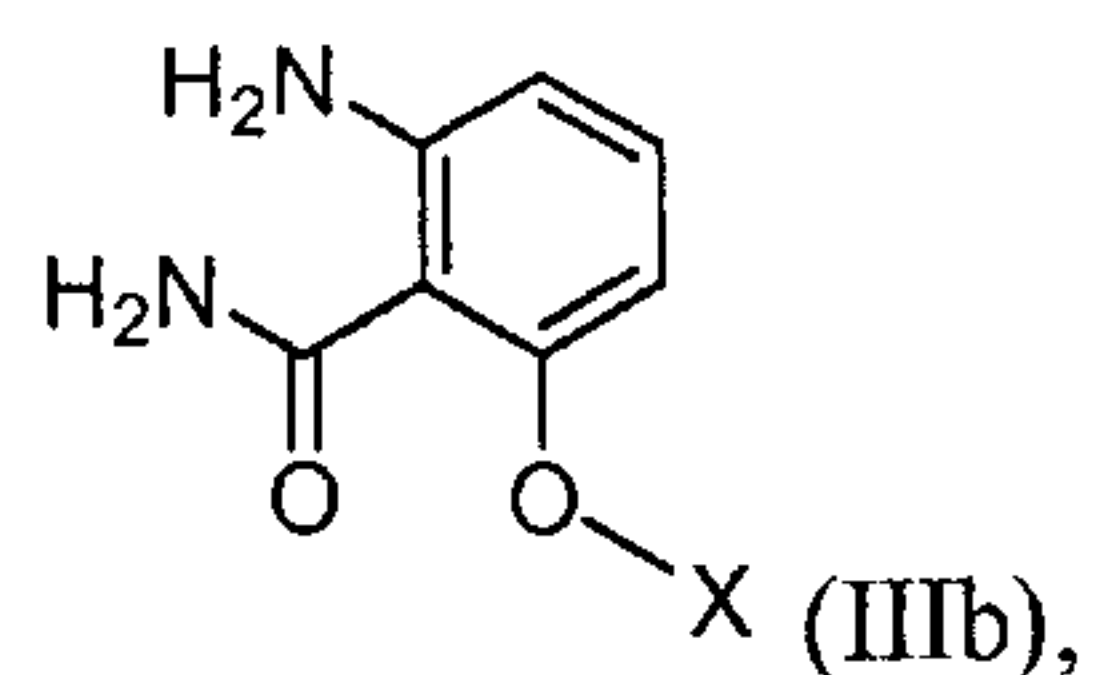


with $\text{Cl-S}(\text{O})_2\text{-NH}_2$ to provide a compound having structural Formula (IIb)

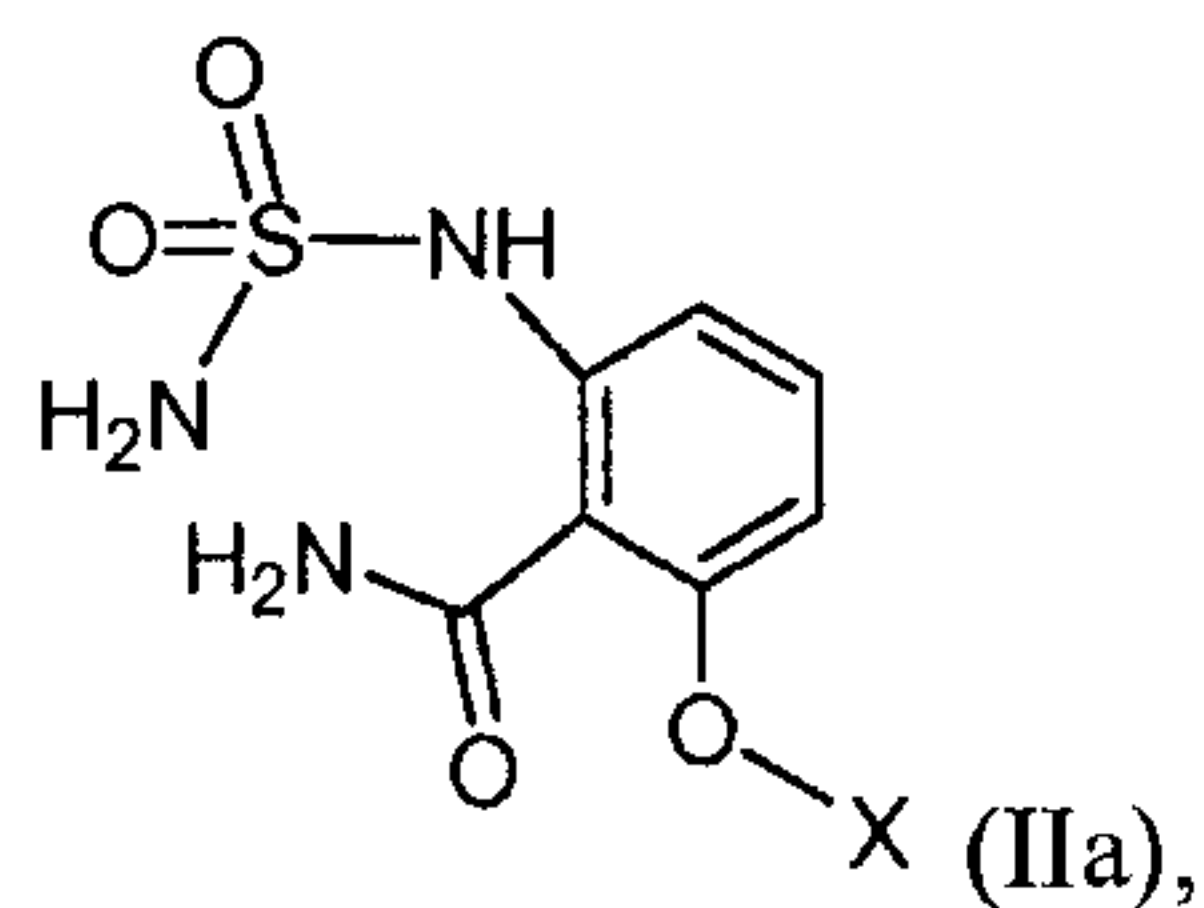


which is further reacted with a base to provide the compound having structural Formula (I).

8. The process of claim 5, comprising reacting a compound having structural Formula (IIIb)

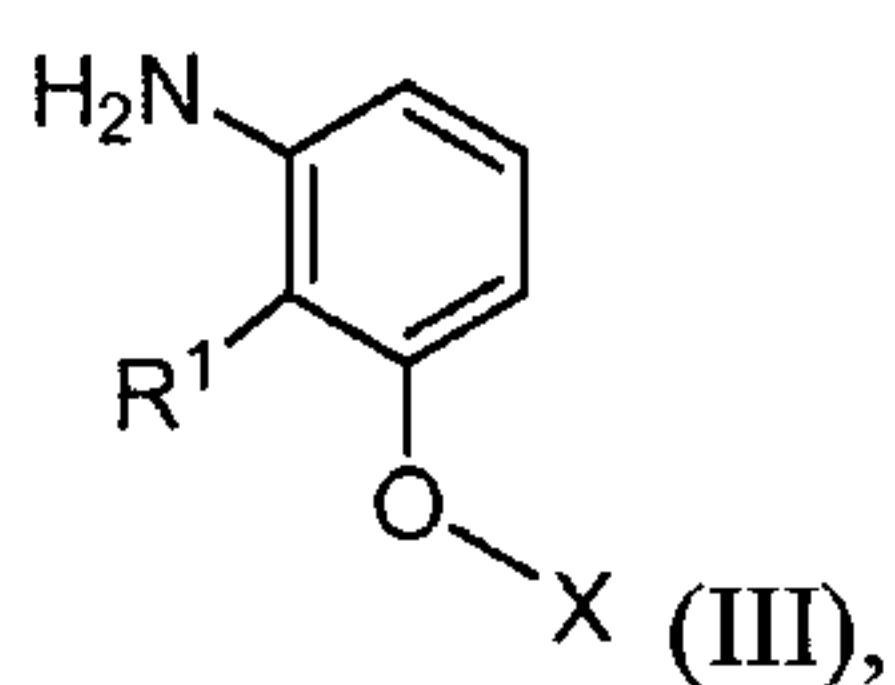


with Cl-S(O)₂-NH₂ to provide a compound having structural Formula (IIa),



which is further reacted with an activating reagent to provide the compound having structural Formula (I).

9. A compound having structural Formula (III):

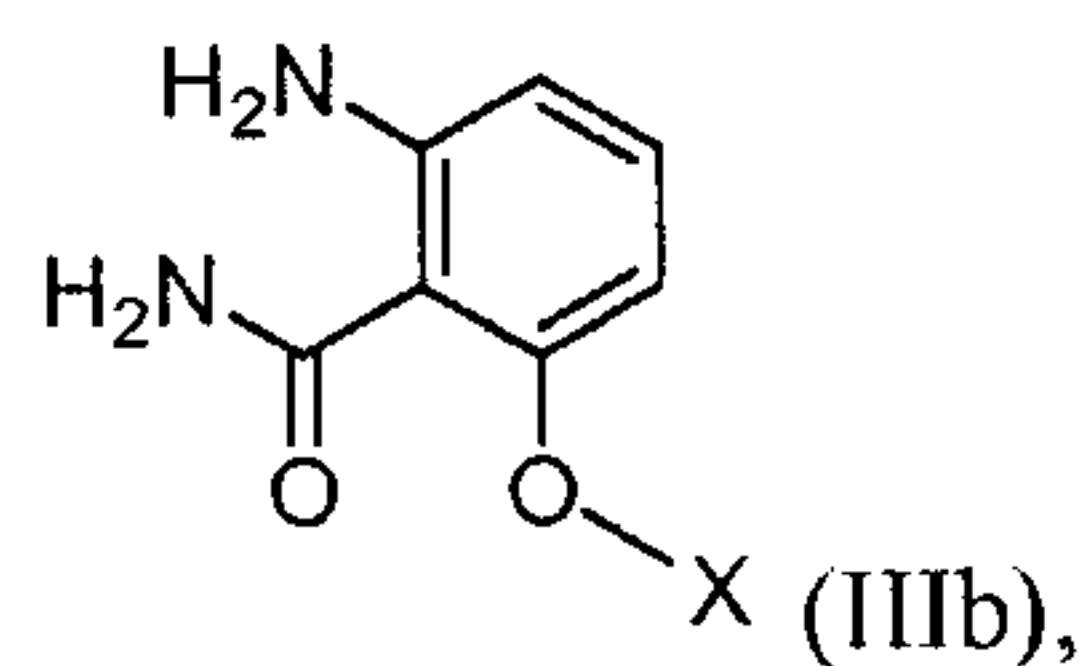


wherein

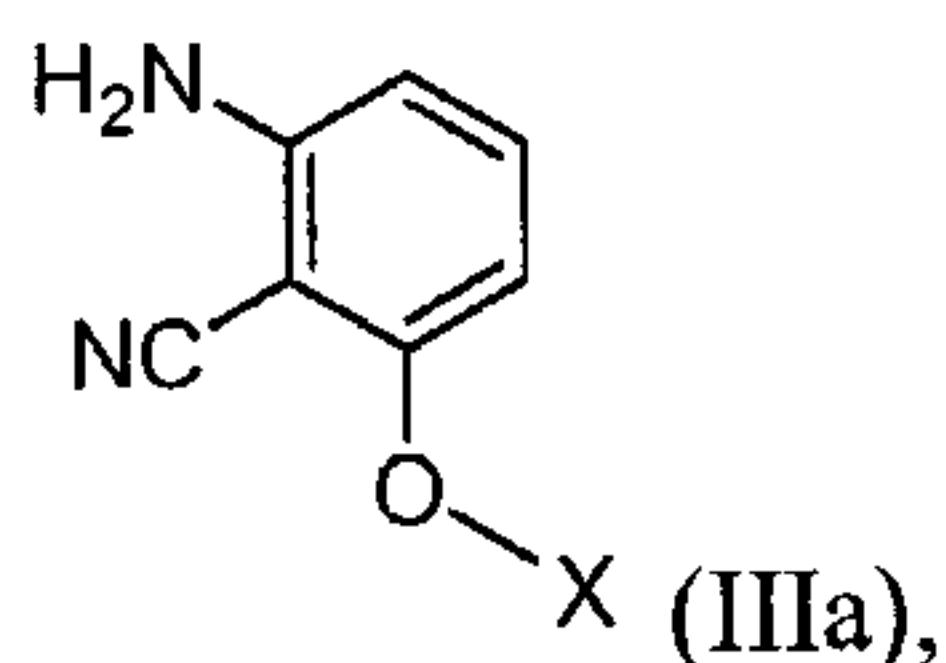
R¹ is -CN, -C(O)OR², or -C(O)N(R²)₂;

X is alkyl, substituted alkyl, alkenyl, substituted alkenyl, heteroalkyl, substituted heteroalkyl, heteroalkenyl, or substituted heteroalkenyl; and
each R² is independently hydrogen or C1-C12 alkyl.

10. A process of preparing a compound having structural Formula (IIIb):



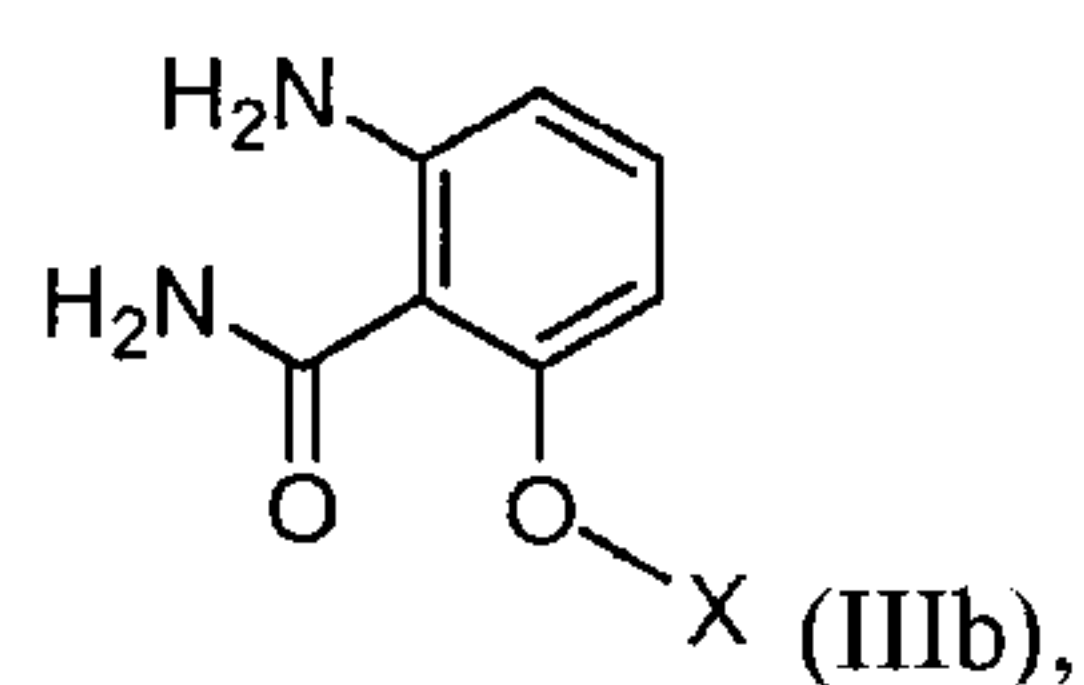
comprising hydrolyzing a compound having structural formula (IIIa)



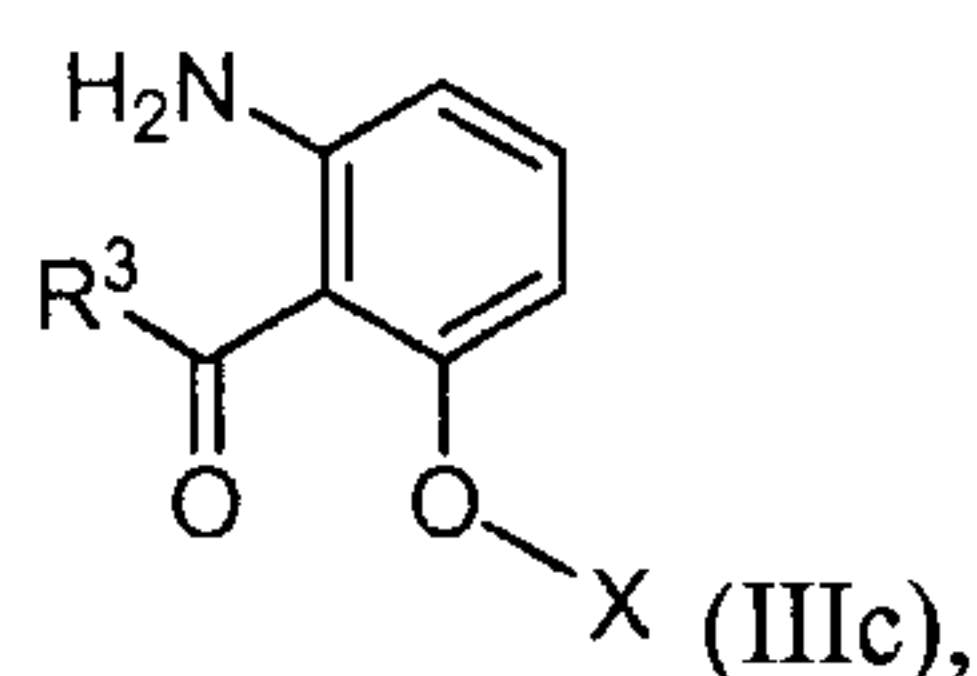
wherein

X is alkyl, substituted alkyl, alkenyl, substituted alkenyl, heteroalkyl, substituted heteroalkyl, heteroalkenyl, or substituted heteroalkenyl.

11. A process of preparing a compound having structural Formula (IIIb):



comprising treating a compound having structural formula (IIIc) with ammonia,

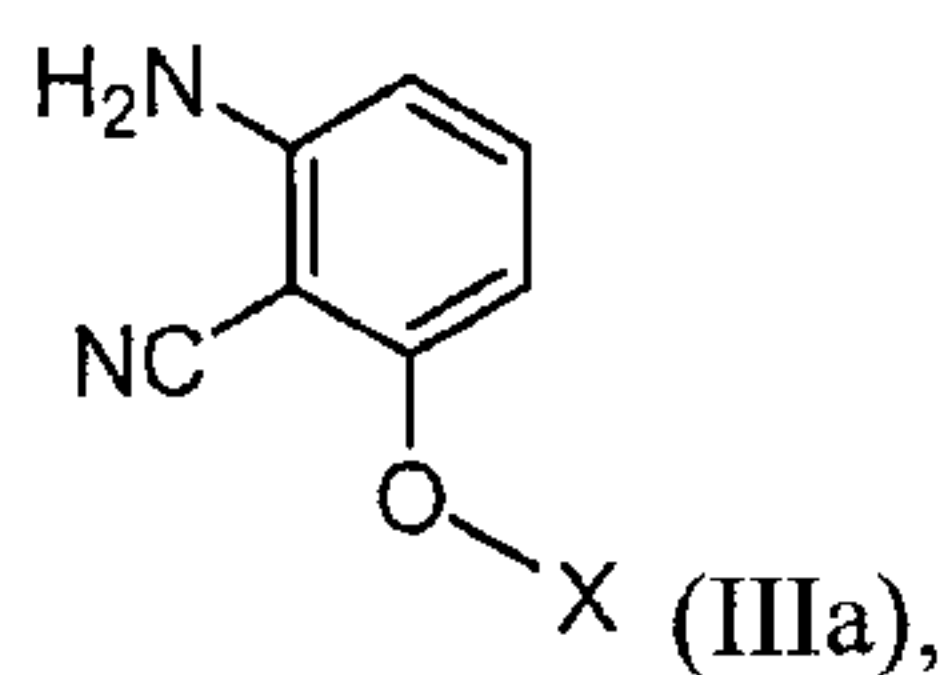


wherein

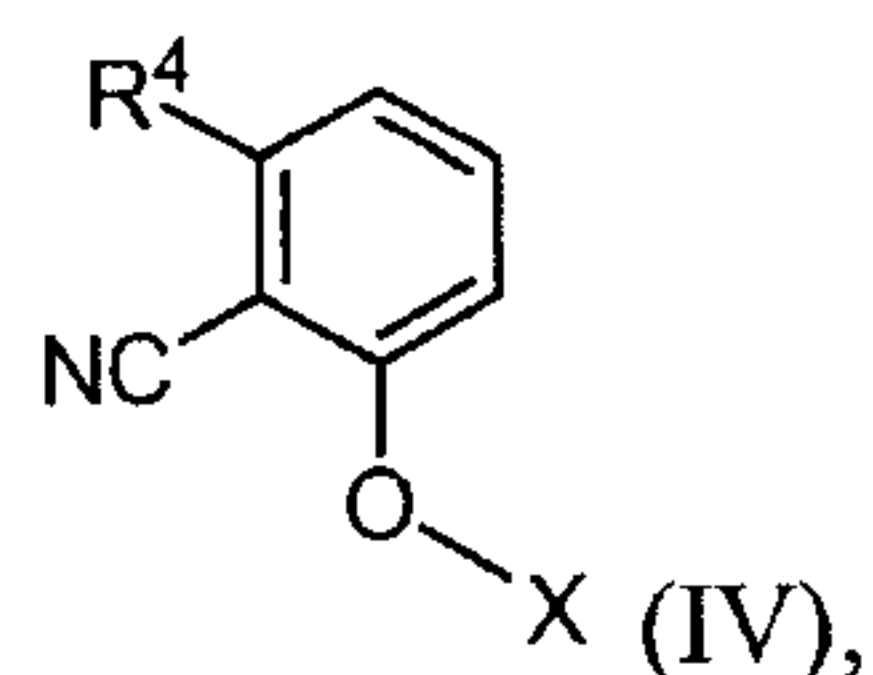
X is alkyl, substituted alkyl, alkenyl, substituted alkenyl, heteroalkyl, substituted heteroalkyl, heteroalkenyl, or substituted heteroalkenyl; and

R³ is halo or alkoxy.

12. A process of preparing a compound having structural Formula (IIIa):



comprising reducing a compound having structural Formula (IV), or treating a compound having structural Formula (IV) with ammonia,



wherein

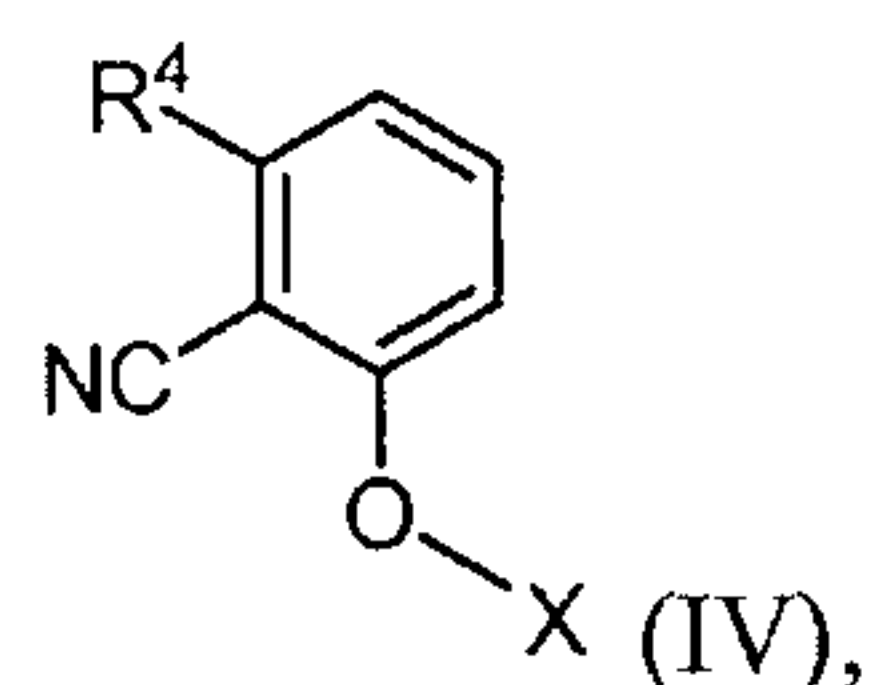
R⁴ is nitro or halo; and

X is alkyl, substituted alkyl, alkenyl, substituted alkenyl, heteroalkyl, substituted heteroalkyl, heteroalkenyl, or substituted heteroalkenyl.

13. The process of claim 12, comprising reducing the compound having structural Formula (IV) to provide the compound of Formula (IIIa), wherein R⁴ is nitro.

14. The process of claim 12, comprising treating the compound having structural Formula (IV) with ammonia to provide the compound of Formula (IIIa), wherein R⁴ is halo.

15. A compound having structural Formula (IV):

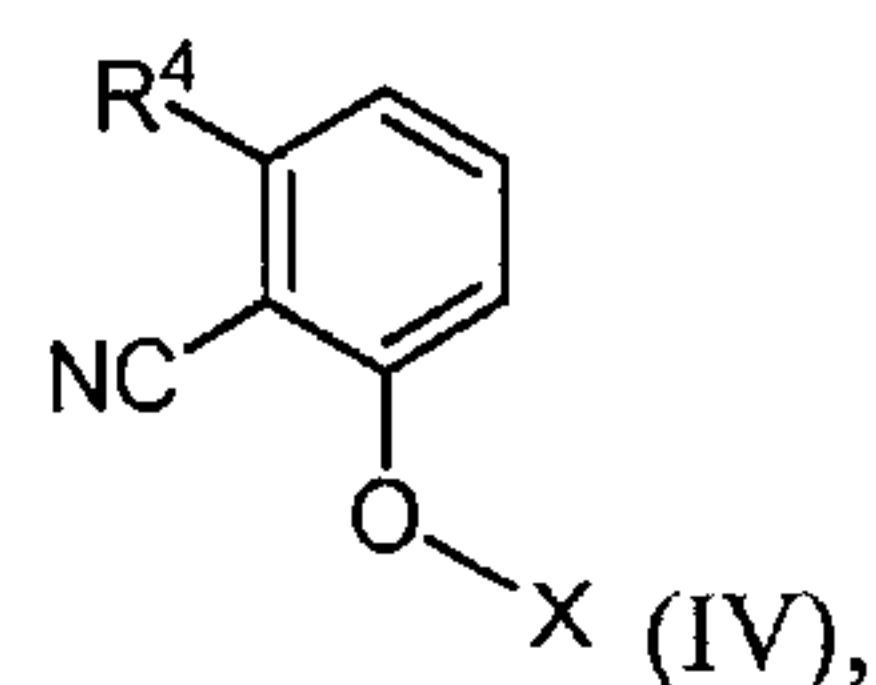


wherein

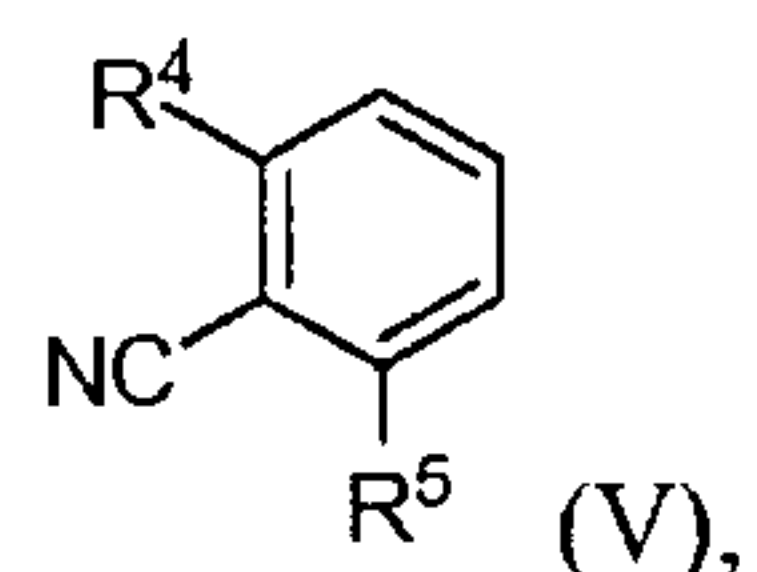
R⁴ is nitro, -NH₂, or halo; and

X is alkyl, substituted alkyl, alkenyl, substituted alkenyl, heteroalkyl, substituted heteroalkyl, heteroalkenyl, or substituted heteroalkenyl.

16. A process of preparing a compound having structural Formula (IV):



comprising reacting a compound having structural Formula (V)



with X-OH in the presence of a base;

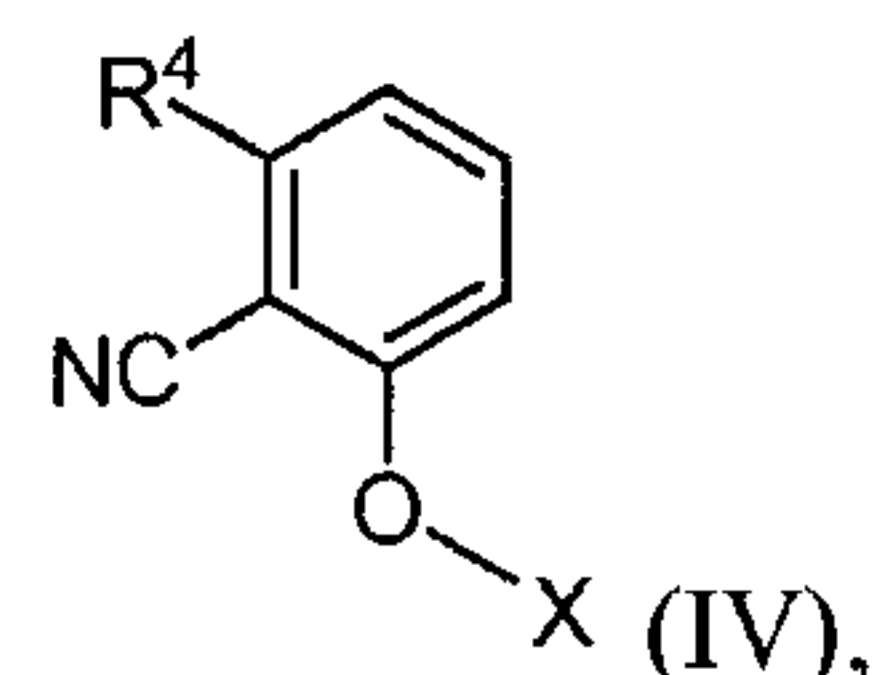
wherein

R⁴ is nitro, -NH₂, or halo;

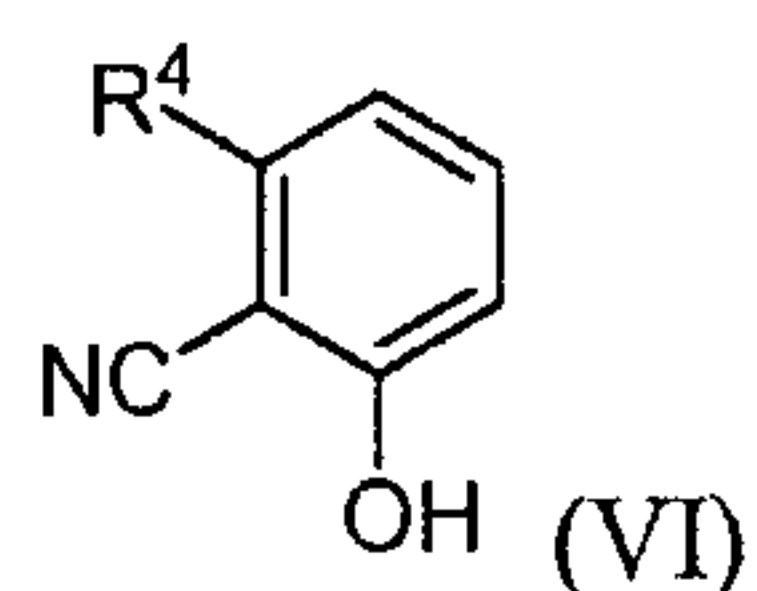
X is alkyl, substituted alkyl, alkenyl, substituted alkenyl, heteroalkyl, substituted heteroalkyl, heteroalkenyl, or substituted heteroalkenyl; and

R⁵ is nitro or halo.

17. A process of preparing a compound having structural Formula (IV):



comprising reacting a compound having structural Formula (VI)



with X-R⁶ in the presence of a base or an activating reagent;

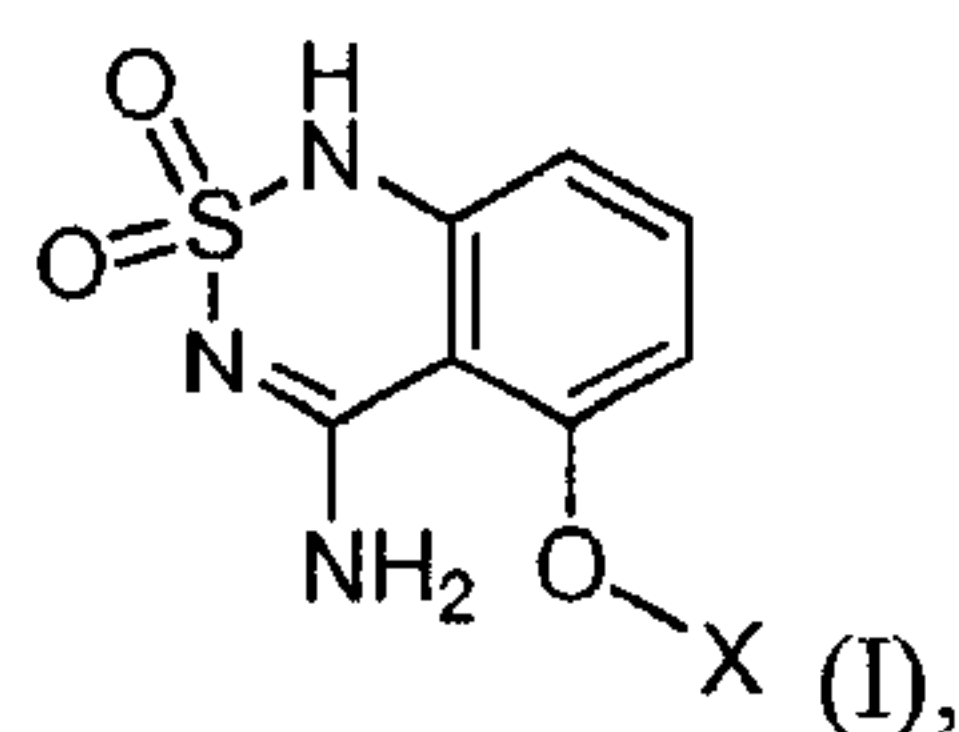
wherein

R⁴ is nitro, -NH₂, or halo;

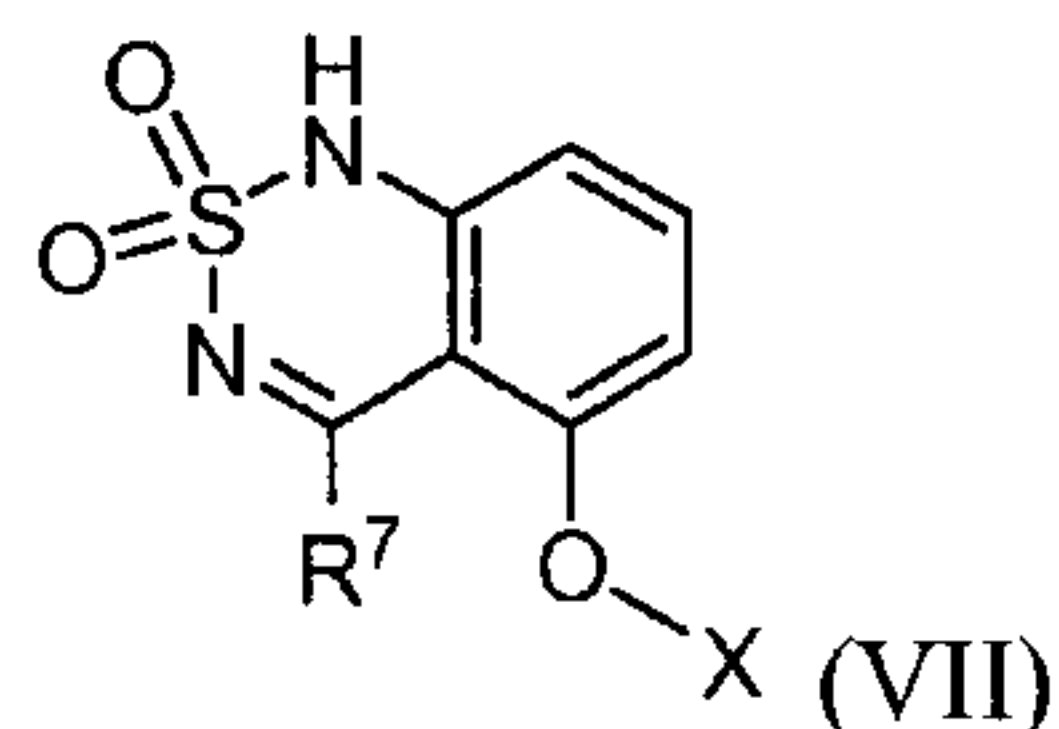
X is alkyl, substituted alkyl, alkenyl, substituted alkenyl, heteroalkyl, substituted heteroalkyl, heteroalkenyl, or substituted heteroalkenyl; and

R⁶ is a leaving group selected from halo, -OMs, -OTs, and -OTf.

18. A process of preparing a compound having structural Formula (I):



comprising reacting a compound having structural Formula (VII)



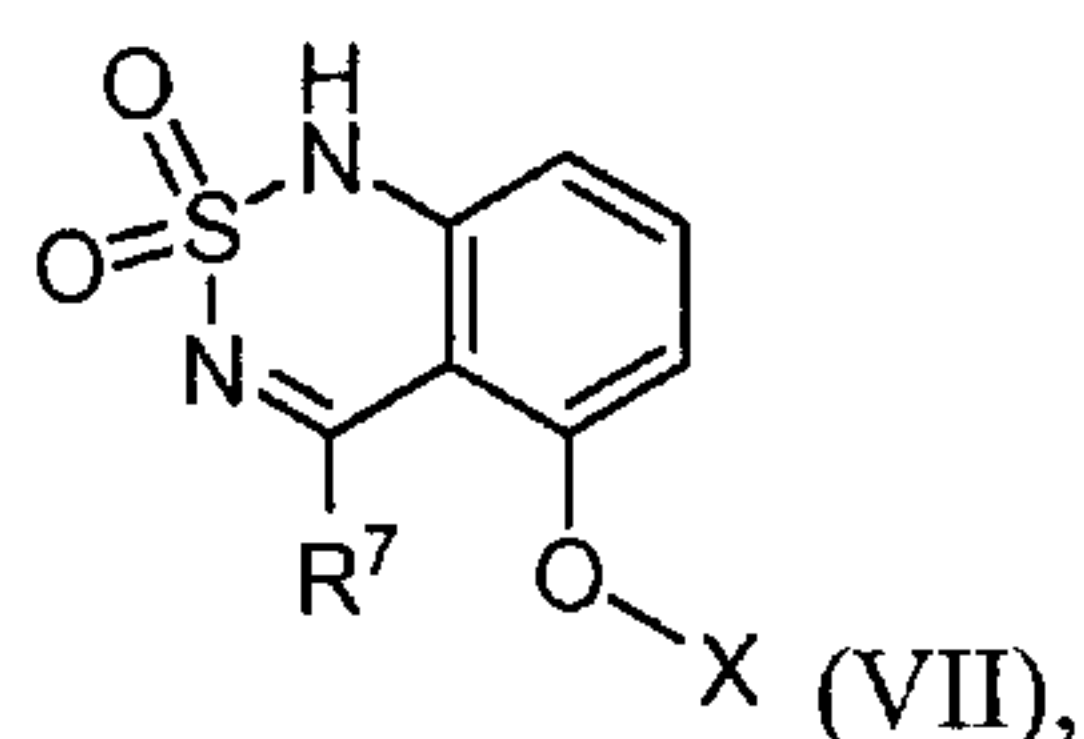
with NH₃ or NH₃•H₂O;

wherein

X is alkyl, substituted alkyl, alkenyl, substituted alkenyl, heteroalkyl, substituted heteroalkyl, heteroalkenyl, or substituted heteroalkenyl; and

R⁷ is a leaving group selected from the group consisting of halo, -OMs, -OTs, and -OTf.

19. A compound having structural Formula (VII):



wherein

X is alkyl, substituted alkyl, alkenyl, substituted alkenyl, heteroalkyl, substituted heteroalkyl, heteroalkenyl, or substituted heteroalkenyl; and

R⁷ is a leaving group selected from the group consisting of halo, -OMs, -OTs, and -OTf.

20. The process of claim 1, 5, 10 to 12, and 16 to 18, wherein

X is C1-C12 alkyl, C1-C12 heteroalkyl, C1-C12 alkenyl, C1-C12 heteroalkenyl, -Y-C(O)-OR², or -Y-C(O)-NH-R²;

Y is C1-C12 alkylene or C1-C12 alkenylene; and

each R² is independently hydrogen or C1-C12 alkyl.

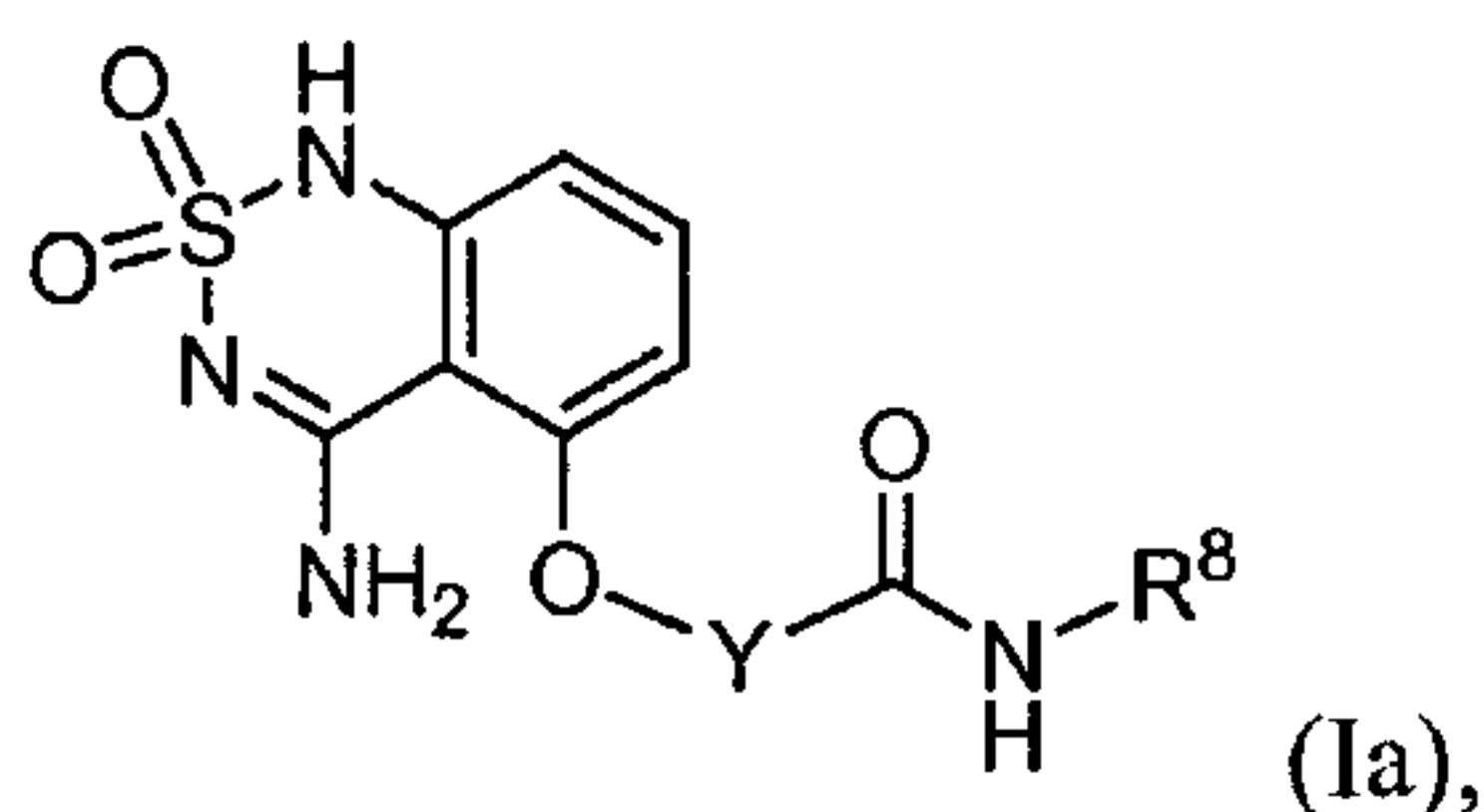
21. The compound of claim 4, 9, 15, and 19, wherein

X is C1-C12 alkyl, C1-C12 heteroalkyl, C1-C12 alkenyl, C1-C12 heteroalkenyl, -Y-C(O)-OR², or -Y-C(O)-NH-R²;

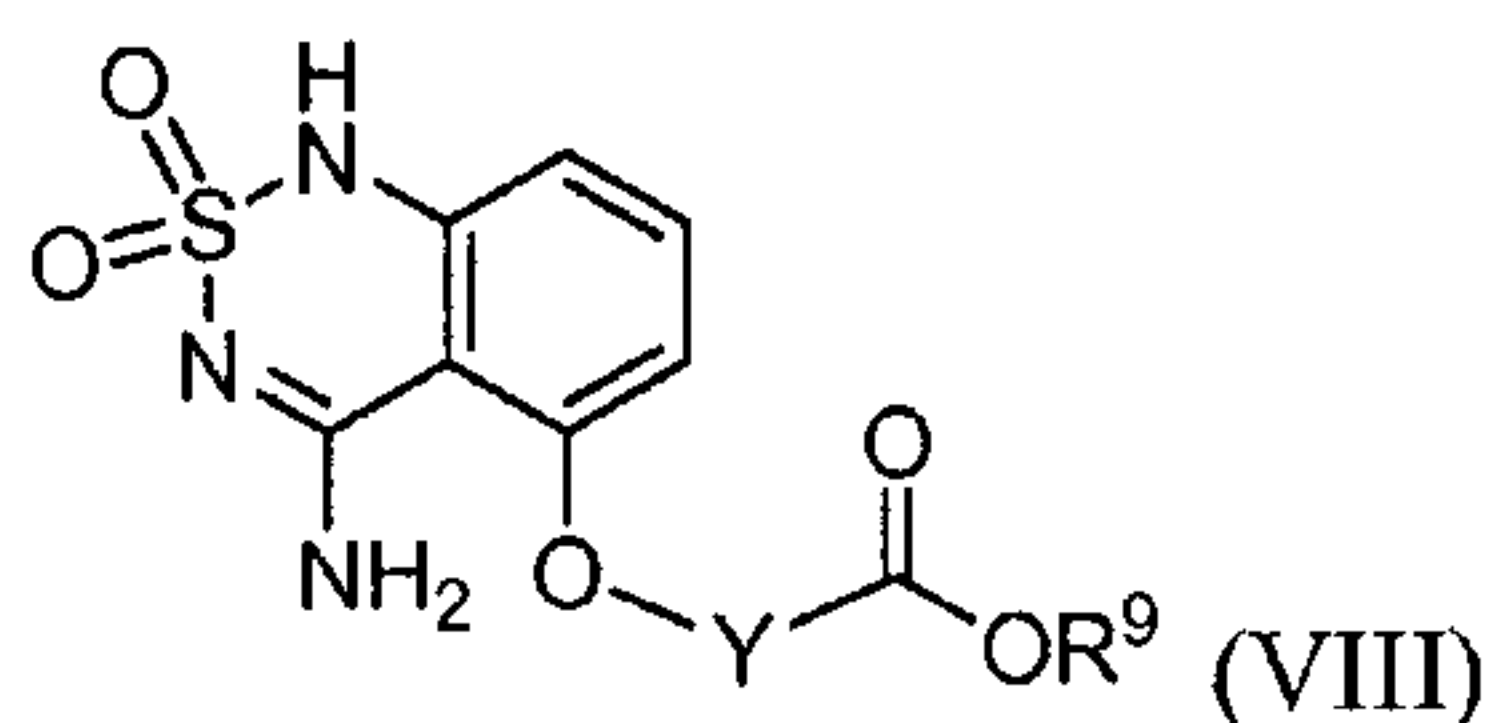
Y is C1-C12 alkylene or C1-C12 alkenylene; and

each R² is independently hydrogen or C1-C12 alkyl.

22. A process of preparing a compound having structural Formula (Ia):



comprising reacting a compound having structural Formula (VIII)



with R⁸-NH₂, in the presence of an activating reagent;

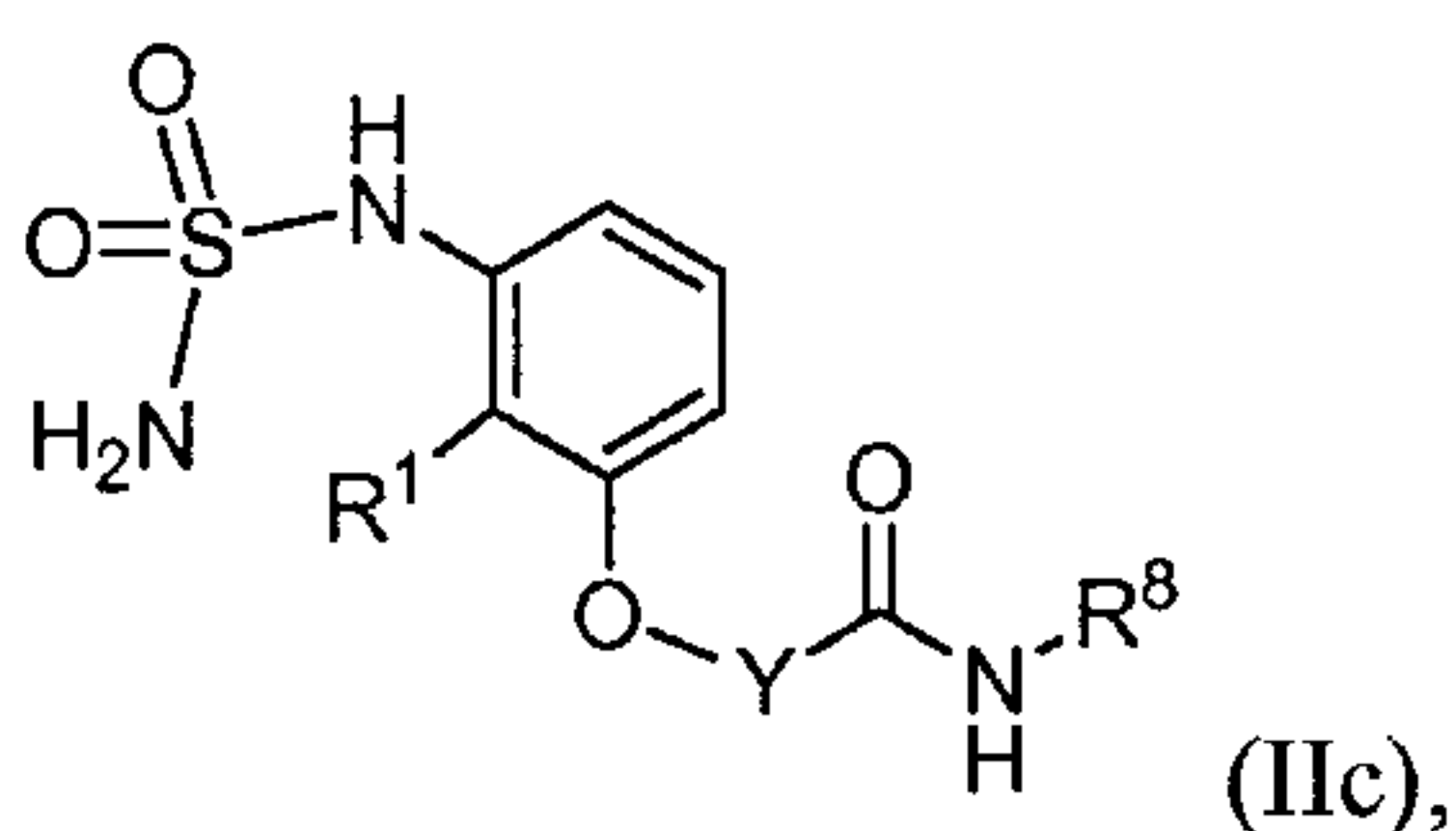
wherein

Y is C1-C12 alkylene or C1-C12 alkenylene;

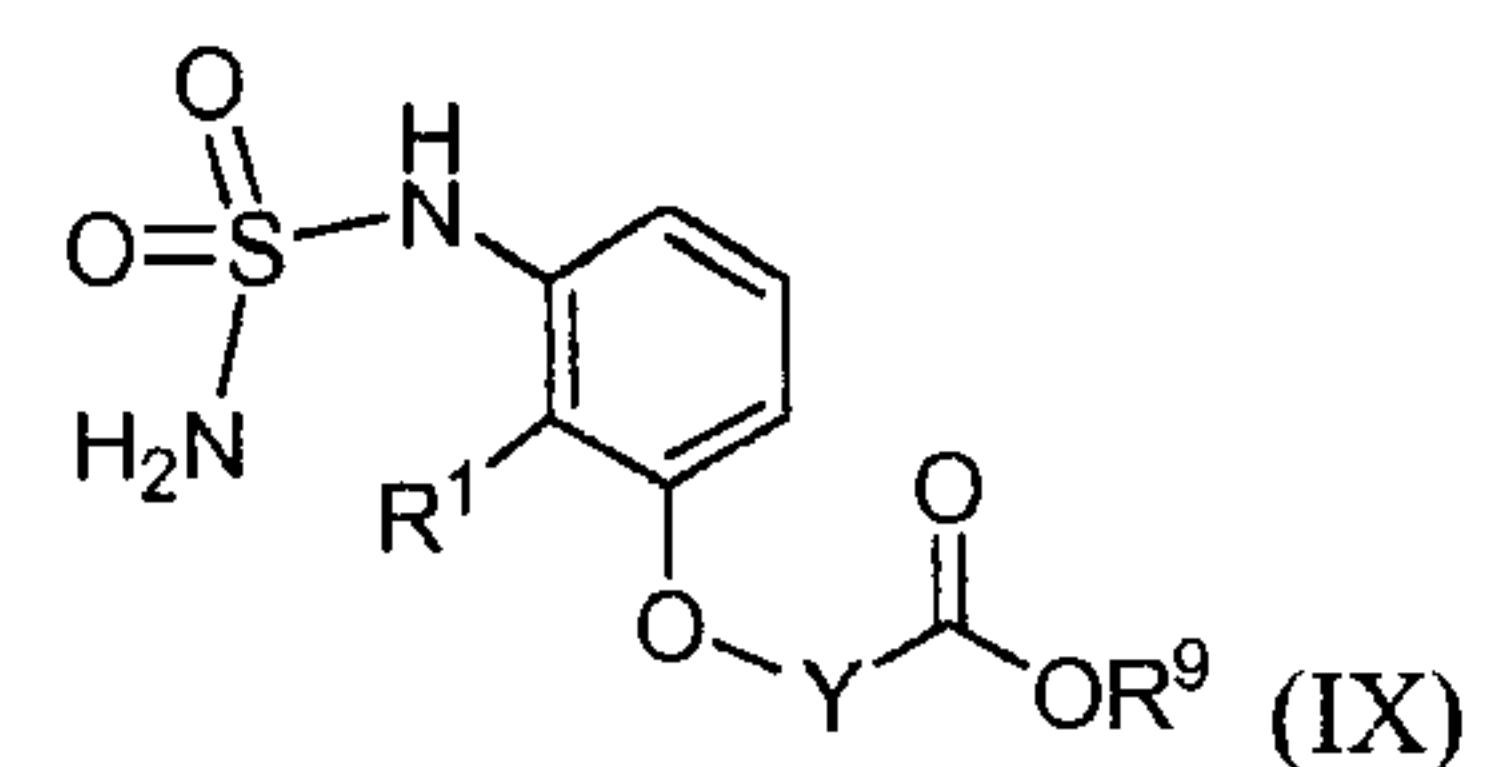
R⁸ is C1-C12 alkyl; and

R⁹ is hydrogen or C1-C12 alkyl.

23. A process of preparing a compound having structural Formula (IIc):



comprising reacting a compound having structural Formula (IX)



with R⁸-NH₂, in the presence of an activating reagent;

wherein

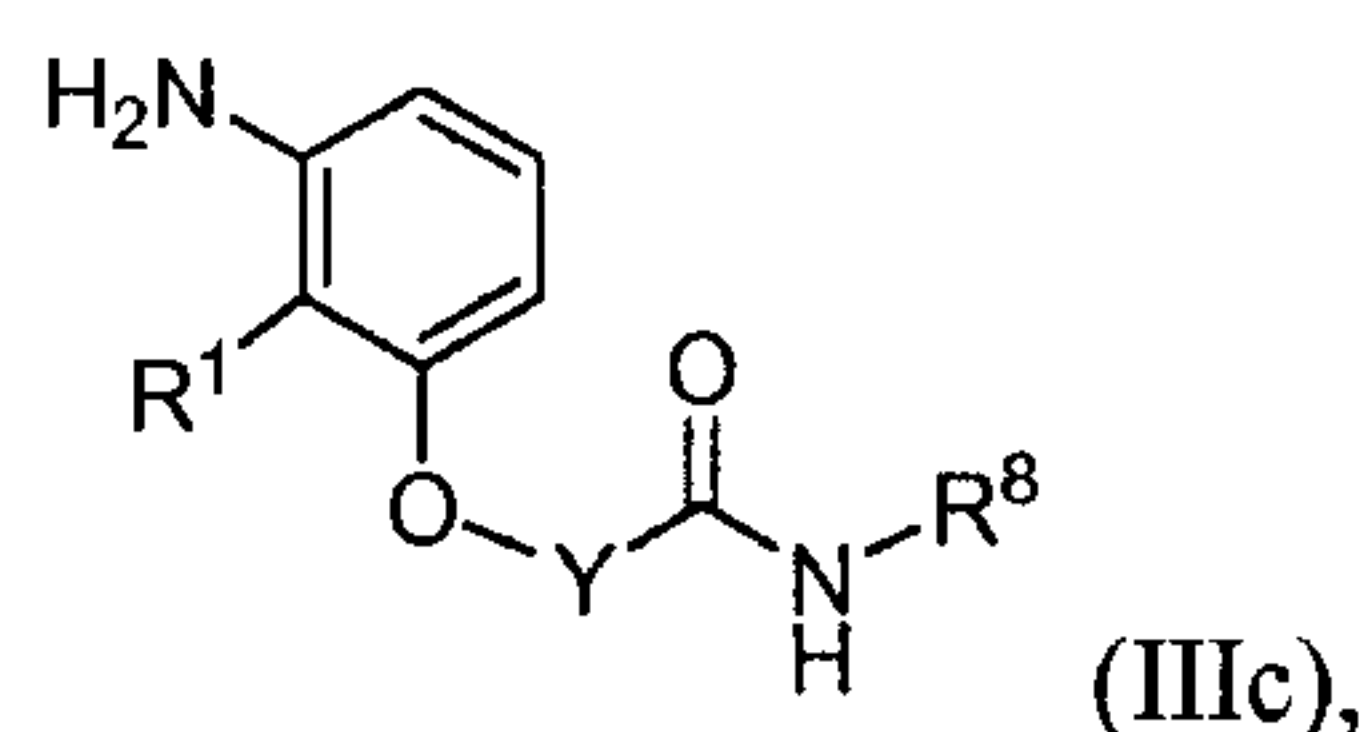
R¹ is -CN or -C(O)NH₂;

each R² is independently hydrogen or C1-C12 alkyl;

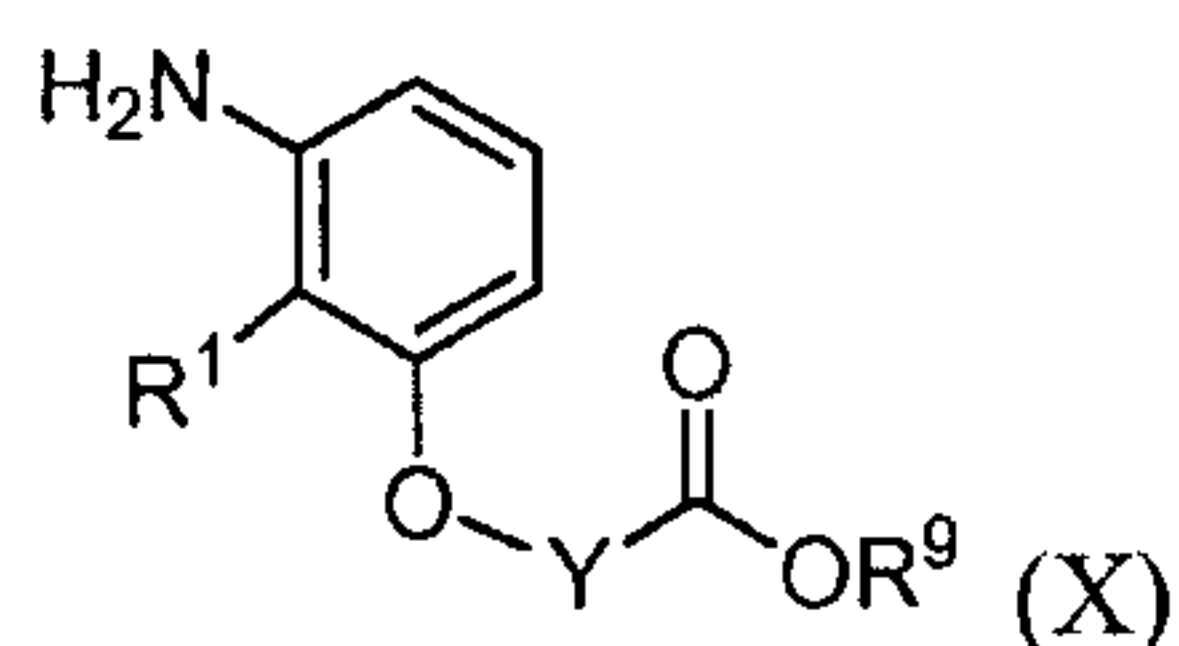
Y is C1-C12 alkylene or C1-C12 alkenylene;

R^8 is C1-C12 alkyl; and
 R^9 is hydrogen or C1-C12 alkyl.

24. A process of preparing a compound having structural Formula (IIIc):



comprising reacting a compound having structural Formula (X)



with R^8 -NH₂, in the presence of an activating reagent;

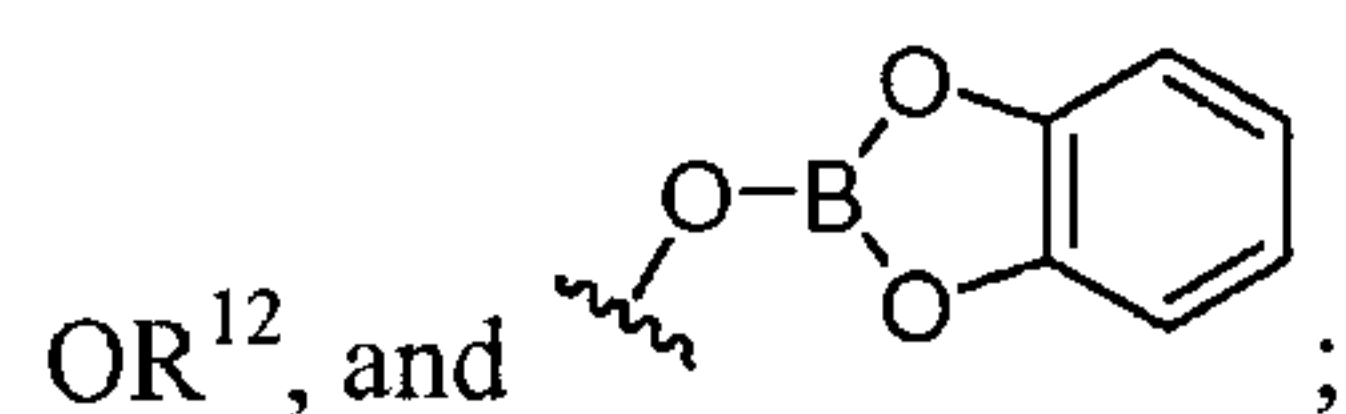
wherein

R^1 is -CN or -C(O)NH₂;
 Y is C1-C12 alkylene or C1-C12 alkenylene; and
 R^8 is C1-C12 alkyl; and
 R^9 is hydrogen or C1-C12 alkyl.

25. A process of preparing a compound having a structural formula of R^6 -Y-C(O)-NH-R² comprising reacting a compound having a structural formula of R^6 -Y-C(O)-R¹⁰ with R²-NH₂, optionally in the presence of an activating reagent or a base;

wherein

R^2 is hydrogen or C1-C12 alkyl;
 R^6 is halo or hydroxyl;
 Y is C1-C12 alkylene or C1-C12 alkenylene;
 R^{10} is a leaving group selected from the group consisting of halo, -OR¹¹, -O-C(=CH₂)-

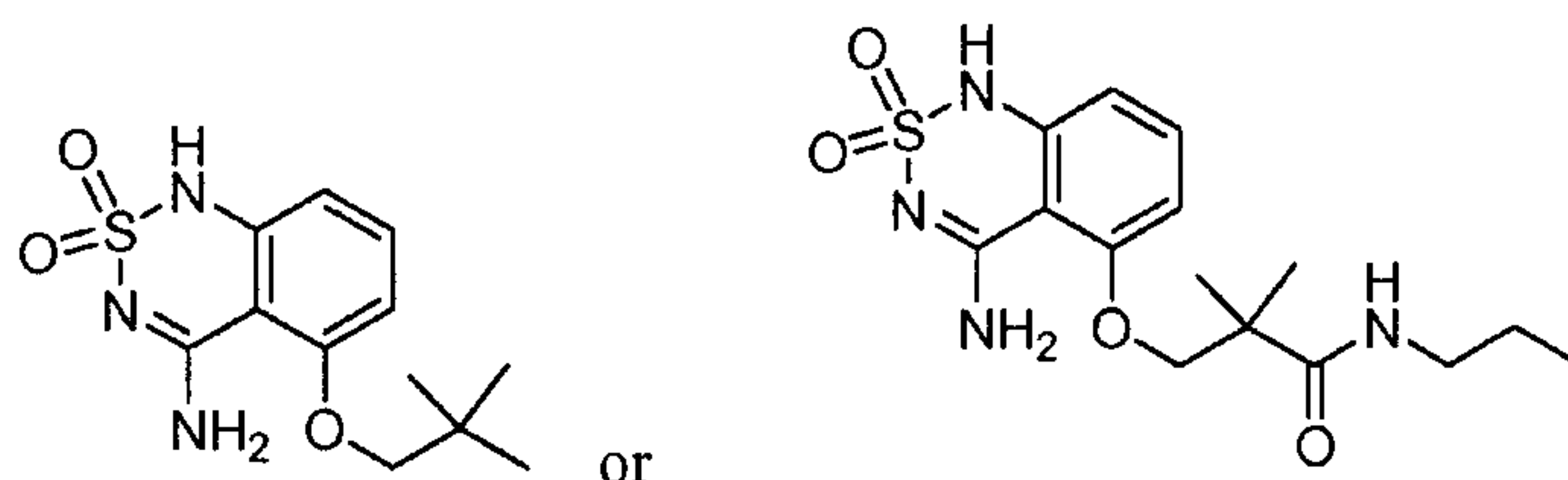


R^{11} is hydrogen or C1-C12 alkyl; and

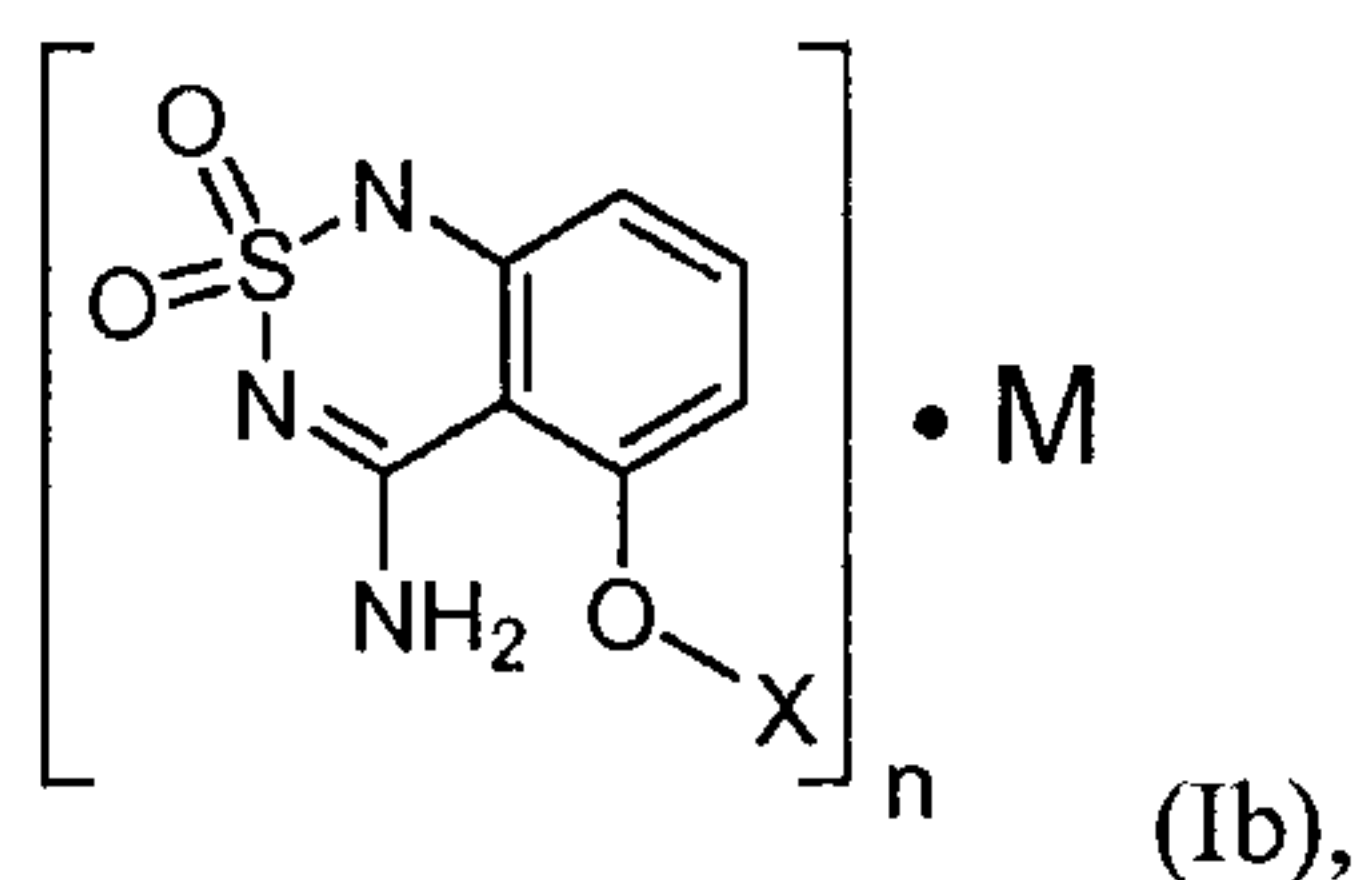
R¹² is C1-C12 alkyl.

26. A compound having a structural formula of R⁶-Y-C(O)-NH-R², wherein R² is hydrogen or C1-C12 alkyl; and R⁶ is halo or hydroxyl.
27. The process of any of the claims 1, 5, 10 to 12, and 16 to 18, wherein X is selected from the group consisting of -CH₃, -CH₂CH₃, -CH₂CH₂CH₃, -CH(CH₃)₂, -CH₂CH₂CH₂CH₃, -CH₂CH(CH₃)₂, -C(CH₃)₃, -CH₂CH₂CH₂CH₂CH₃, -CH₂C(CH₃)₂CH₃, -C(CH₃)₂CH₂CH₃, -CH₂CH₂CH(CH₃)₂, -CH₂CH₂CH₂CH₂CH₂CH₃, -CH₂C(CH₃)₂CH₂CH₃, -CH₂CH₂C(CH₃)₂CH₃, -CH₂CH₂CH₂CH(CH₃)₂, -CH₂CH(CH₂CH₃)CH₂CH₃, -CH₂CH₂OCH₃, -CH₂CH₂CH₂OCH₃, -CH₂CH₂CH₂OCH₂CH₃, and -CH₂CH₂CH₂CH₂OCH₂CH₃.
28. The compound of any of the claims 4, 9, 15, and 19, wherein X is selected from the group consisting of -CH₃, -CH₂CH₃, -CH₂CH₂CH₃, -CH(CH₃)₂, -CH₂CH₂CH₂CH₃, -CH₂CH(CH₃)₂, -C(CH₃)₃, -CH₂CH₂CH₂CH₂CH₃, -CH₂C(CH₃)₂CH₃, -C(CH₃)₂CH₂CH₃, -CH₂CH₂CH(CH₃)₂, -CH₂CH₂CH₂CH₂CH₂CH₃, -CH₂C(CH₃)₂CH₂CH₃, -CH₂CH₂C(CH₃)₂CH₃, -CH₂CH₂CH₂CH(CH₃)₂, -CH₂CH(CH₂CH₃)CH₂CH₃, -CH₂CH₂OCH₃, -CH₂CH₂CH₂OCH₃, -CH₂CH₂CH₂OCH₂CH₃, and -CH₂CH₂CH₂CH₂OCH₂CH₃.
29. The process of any of the claims 20 and 22 to 25, wherein Y is selected from the group consisting of -CH₂-, -CH₂CH₂-, -CH₂CH₂CH₂-, -C(CH₃)₂-, -CH₂CH₂CH₂CH₂-, -CH₂C(CH₃)₂-, -CH₂CH₂CH₂CH₂CH₂-, -CH₂C(CH₃)₂CH₂-, -C(CH₃)₂CH₂CH₂-, -CH₂CH₂C(CH₃)₂-, -CH₂CH₂CH₂CH₂CH₂CH₂-, -CH₂C(CH₃)₂CH₂CH₂-, -CH₂CH₂C(CH₃)₂CH₂-, -CH₂CH₂CH₂CH₂CH₂CH₂CH₂-, -CH₂C(CH₃)₂CH₂CH₂-, -CH₂CH₂C(CH₃)₂CH₂-, -CH₂CH₂CH₂C(CH₃)₂-, and -CH₂CH(CH₂CH₃)CH₂CH₂-.
30. The compound of claim 22 or 26, wherein Y is selected from the group consisting of -CH₂-, -CH₂CH₂-, -CH₂CH₂CH₂-, -C(CH₃)₂-, -CH₂CH₂CH₂CH₂-, -CH₂C(CH₃)₂-, -CH₂CH₂CH₂CH₂CH₂-, -CH₂C(CH₃)₂CH₂-, -C(CH₃)₂CH₂CH₂-, -CH₂CH₂C(CH₃)₂-, -CH₂CH₂CH₂CH₂CH₂CH₂-, -CH₂C(CH₃)₂CH₂CH₂-, -CH₂CH₂C(CH₃)₂CH₂-, -CH₂CH₂CH₂C(CH₃)₂-, and -CH₂CH(CH₂CH₃)CH₂CH₂-.

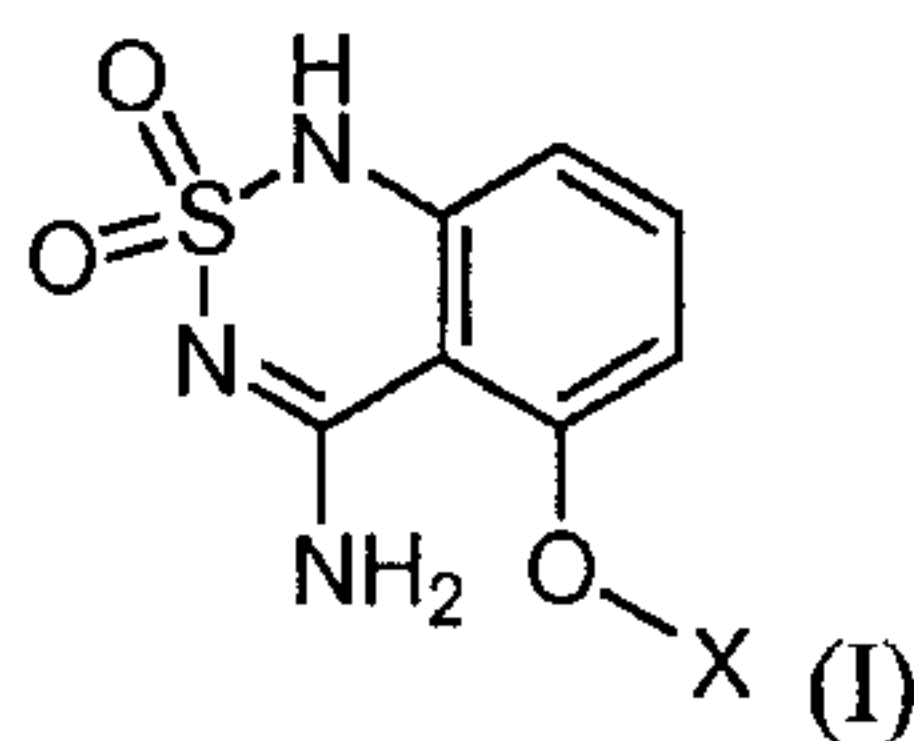
31. The process of any of the claim 1, 5, and 18, wherein the compound having structural Formula (I) is



32. A process of preparing a compound having structural Formula (Ib):



comprising reacting a compound having structural Formula (I)



with an alkali metal- or alkaline earth metal-based inorganic base,
wherein

M is a cation of alkali metal or alkaline earth metal;

X is alkyl, substituted alkyl, alkenyl, substituted alkenyl, heteroalkyl, substituted heteroalkyl, heteroalkenyl, or substituted heteroalkenyl;

n is 1, when M is a cation of alkali metal; and

n is 2, when M is a cation of alkaline earth metal.

33. The process of claim 32, wherein M is a cation of sodium.

34. The process of claim 32, wherein

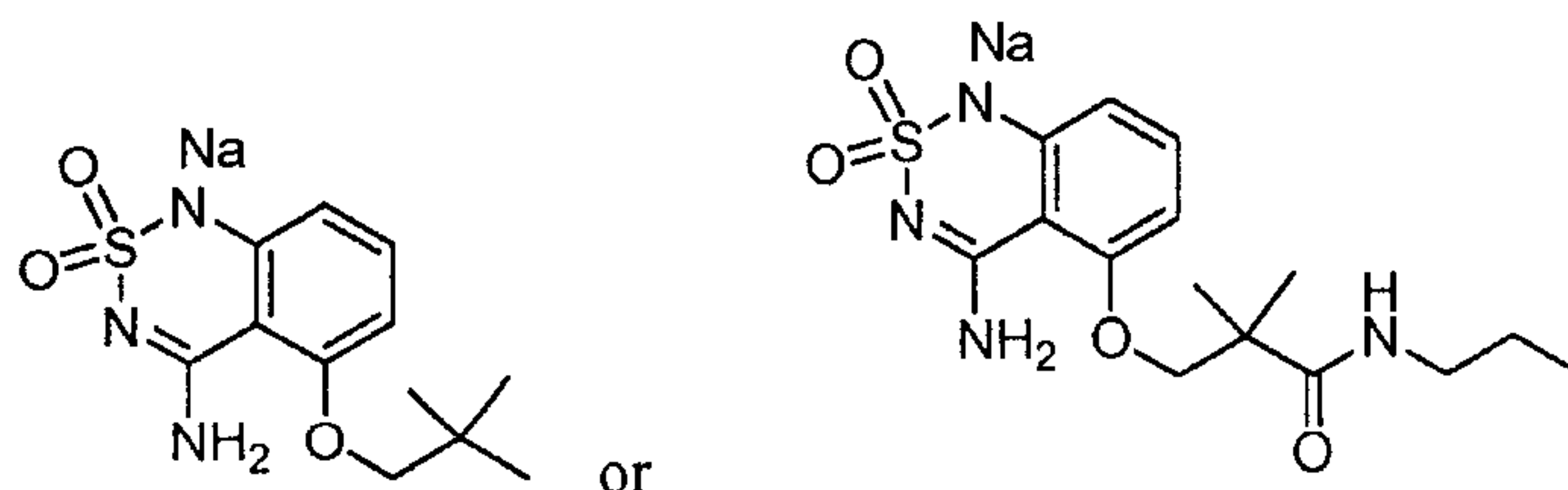
X is C1-C12 alkyl, C1-C12 heteroalkyl, C1-C12 alkenyl, C1-C12 heteroalkenyl, -Y-C(O)-OR², or -Y-C(O)-NH-R²;

Y is C1-C12 alkylene or C1-C12 alkenylene; and
each R² is independently hydrogen or C1-C12 alkyl.

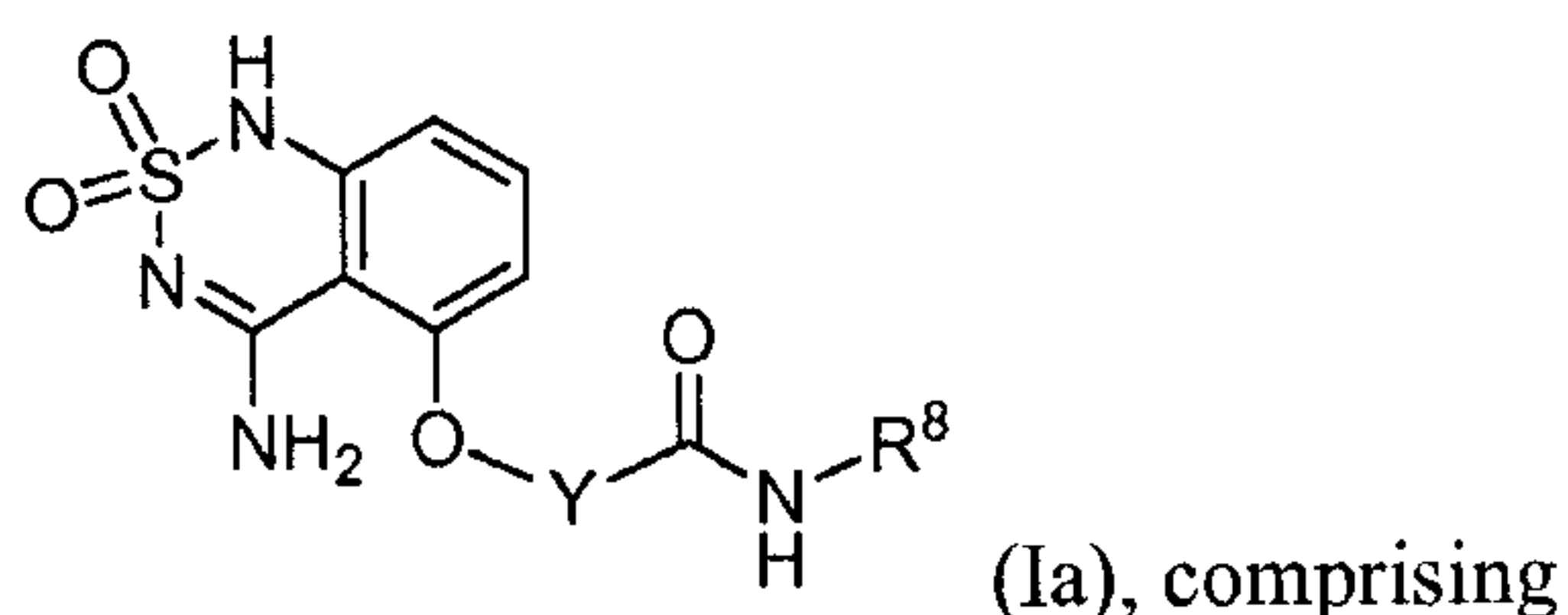
35. The process of claim 32, wherein X is selected from the group consisting of -CH₃, -CH₂CH₃, -CH₂CH₂CH₃, -CH(CH₃)₂, -CH₂CH₂CH₂CH₃, -CH₂CH(CH₃)₂, -C(CH₃)₃, -CH₂CH₂CH₂CH₂CH₃, -CH₂C(CH₃)₂CH₃, -C(CH₃)₂CH₂CH₃, -CH₂CH₂CH(CH₃)₂, -CH₂CH₂CH₂CH₂CH₂CH₃, -CH₂C(CH₃)₂CH₂CH₃, -CH₂CH₂C(CH₃)₂CH₃, -CH₂CH₂CH₂CH(CH₃)₂, -CH₂CH(CH₂CH₃)CH₂CH₃, -CH₂CH₂OCH₃, -CH₂CH₂CH₂OCH₃, -CH₂CH₂CH₂OCH₂CH₃, and -CH₂CH₂CH₂CH₂OCH₂CH₃.

36. The process of claim 32, wherein Y is selected from the group consisting of -CH₂-, -CH₂CH₂-, -CH₂CH₂CH₂-, -C(CH₃)₂-, -CH₂CH₂CH₂CH₂-, -CH₂C(CH₃)₂-, -CH₂CH₂CH₂CH₂CH₂-, -CH₂C(CH₃)₂CH₂-, -C(CH₃)₂CH₂CH₂-, -CH₂CH₂C(CH₃)₂-, -CH₂CH₂CH₂CH₂CH₂CH₂-, -CH₂C(CH₃)₂CH₂CH₂-, -CH₂CH₂C(CH₃)₂CH₂-, -CH₂CH₂CH₂C(CH₃)₂-, and -CH₂CH(CH₂CH₃)CH₂CH₂-.

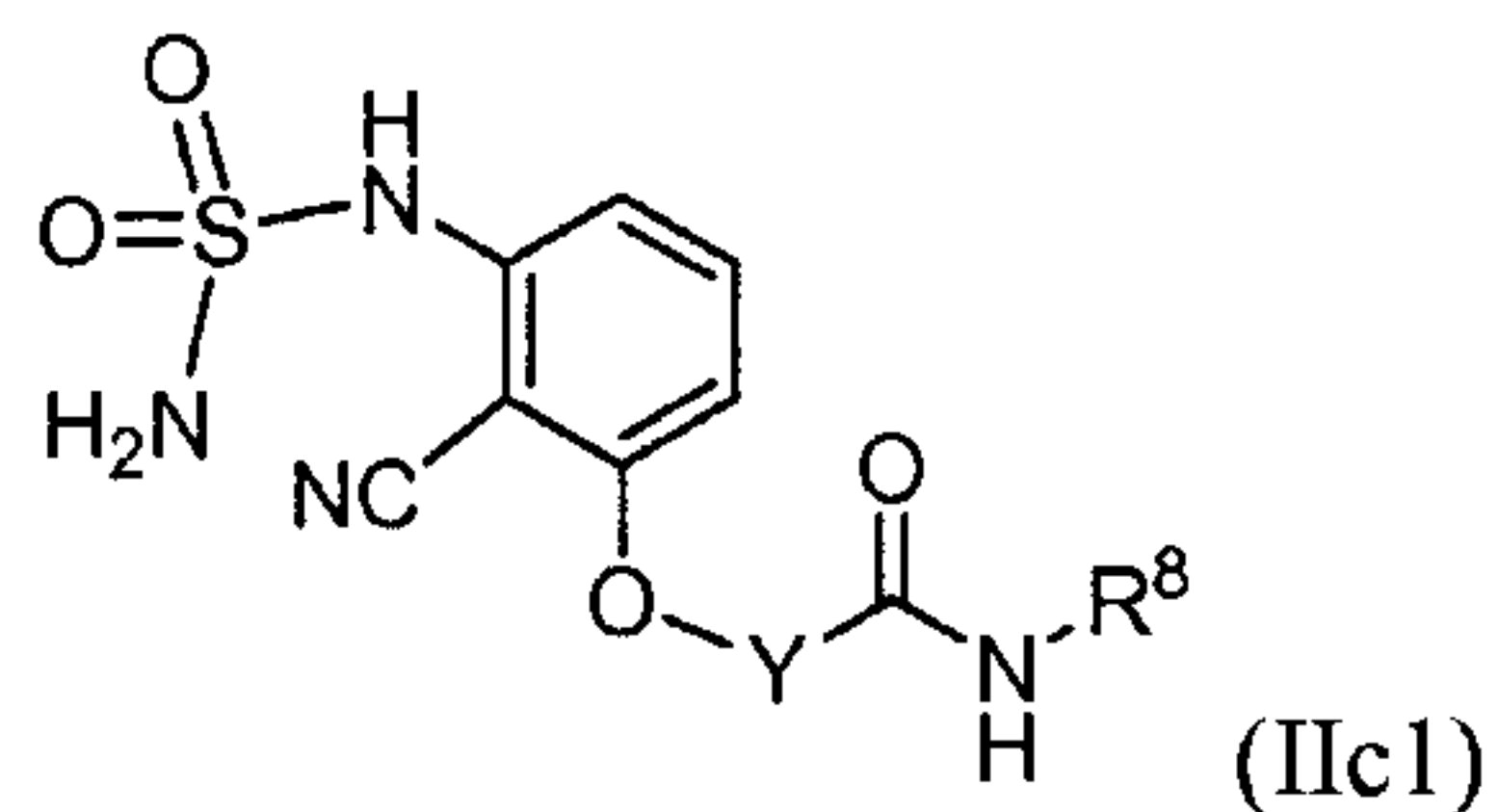
37. The process of claim 32, wherein the compound having structural Formula (Ib) is



38. A process of preparing a compound having structural Formula (Ia):



(Ia), comprising
reacting a compound having structural Formula (IIc1)



with a hydroxide or alkoxide base in an aqueous solution at a temperature ranging from about 25 to about 95°C,

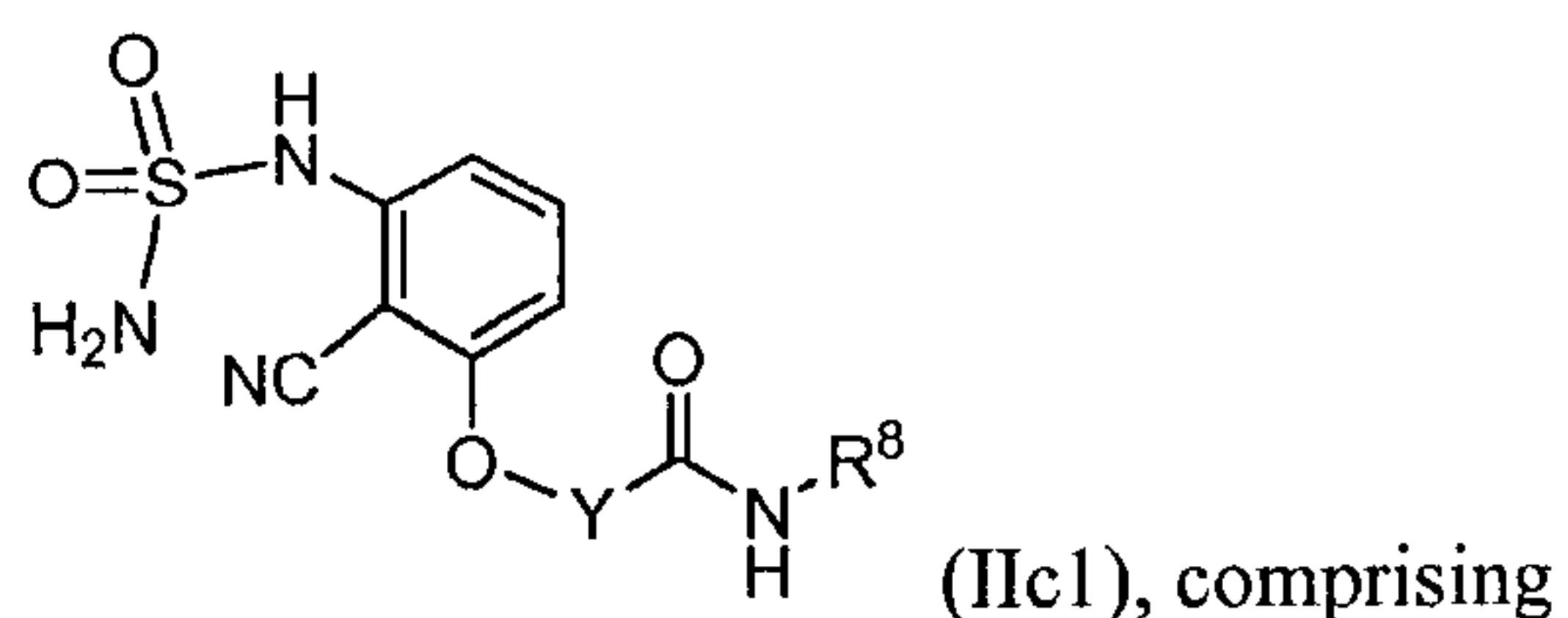
wherein

Y is C1-C12 alkylene or C1-C12 alkenylene; and
R⁸ is C1-C12 alkyl.

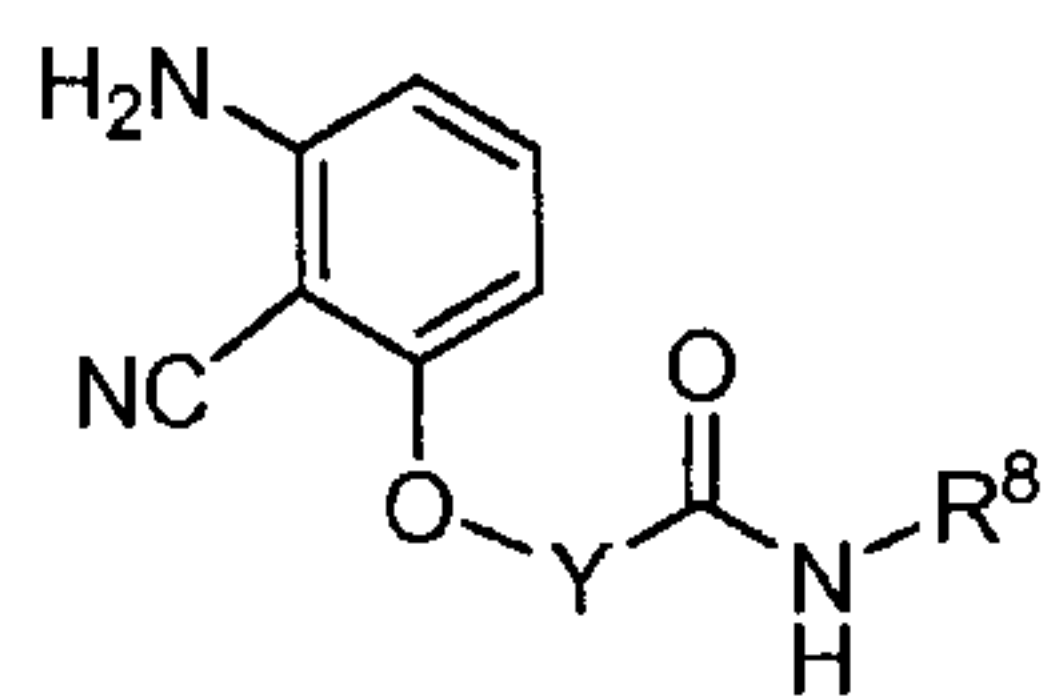
39. The process of claim 38, further comprising
adding an alcohol to the reaction mixture of the compound having structural Formula (IIc1) and the hydroxide or alkoxide base to form an aqueous-alcohol mixture;
adding a hydrochloride solution to the aqueous-alcohol mixture to adjust the pH thereof to a range from about 4 to about 5.

40. The process of claim 39, wherein the reaction mixture of the compound having structural Formula (IIc1) and the hydroxide or alkoxide base is washed with an ether prior to the addition of the alcohol.

41. A process of preparing a compound having structural Formula (IIc1):



adding a solution of a compound having structural Formula (IIIc1)



(IIIc1) in a mixed solvent of methylene chloride and dimethylacetamide

to a solution of $\text{Cl-S(O)}_2\text{-NH}_2$ in methylene chloride to form a reaction mixture, and

maintaining the reaction mixture at about room temperature for about 6 to about 18 hours;

extracting the reaction mixture with an aqueous solution of a hydroxide or alkoxide base to form an extracted basic solution wherein the compound having structural formula (IIIc1) is stabilized;

wherein

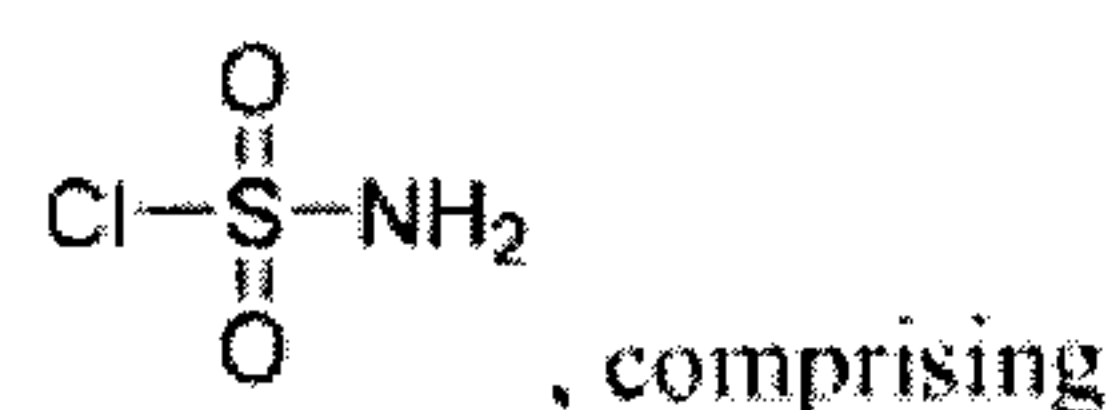
Y is C1-C12 alkylene or C1-C12 alkenylene; and

R^8 is C1-C12 alkyl.

42. The process of claim 41, wherein the solution of $\text{Cl-S(O)}_2\text{-NH}_2$ is in a mixed solvent of methylene chloride and acetonitrile.

43. The process of claim 41, further comprising mixing an aqueous solution of NaHCO_3 with the reaction mixture of the compound having structural Formula (IIIc1) and $\text{Cl-S(O)}_2\text{-NH}_2$ to form a quenched mixture prior to extracting the reaction mixture with aqueous NaOH solution, wherein the quenched mixture is maintained at a temperature of about 45°C or below during the addition of the aqueous solution of NaHCO_3 .

44. A process of preparing sulfamoyl chloride:



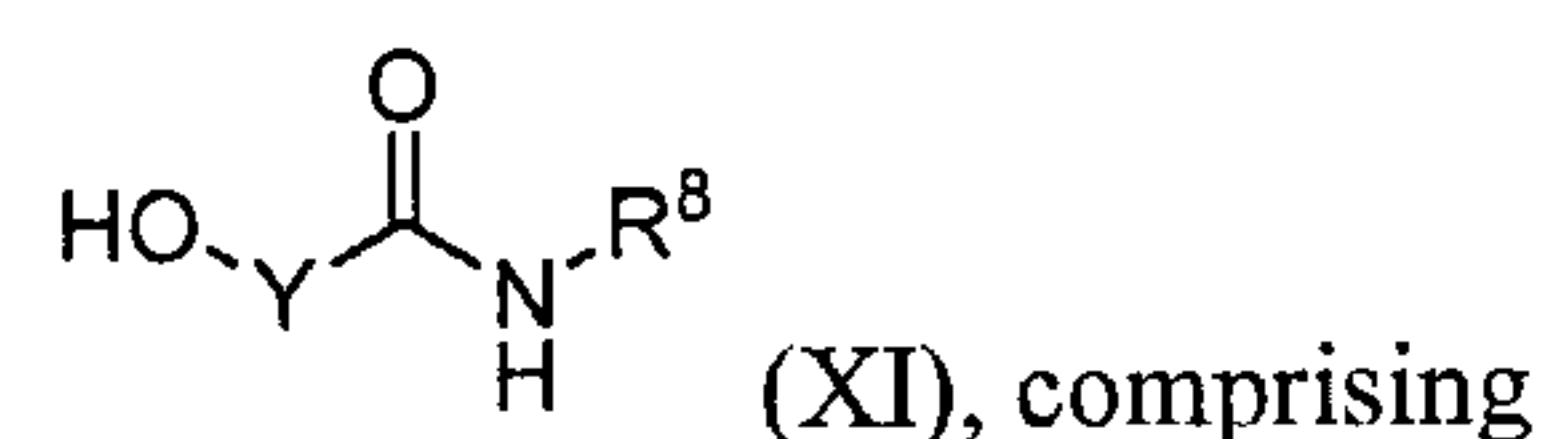
, comprising

reacting chlorosulfonyl isocyanate with formic acid in the presence of an organic amine.

45. The process of claim 44, wherein the reaction comprises portionwise adding a first mixture of formic acid and the organic amine to a second mixture of chlorosulfonyl isocyanate and the organic amine to form a reaction mixture; wherein the molar ratio of formic acid to the organic amine is from about 200:1 to about 10:1, and the molar ratio of chlorosulfonyl isocyanate to the organic amine is from about 200:1 to about 10:1.

46. The process of claim 45, wherein the first mixture is added to the second mixture in multiple portions which comprise an initial portion and one or more subsequent portions, and each subsequent portion of the first mixture is not added to the second mixture until the reaction mixture ceases forming CO₂ gas.

47. A process of preparing a compound having structural formula (XI):



reacting a compound having structural formula (XII): $\text{HO}-\text{Y}-\overset{\text{O}}{\parallel}{\text{C}}-\text{OR}^{12}$ (XII) with NH₂R⁸ under a pressure higher than the standard atmospheric pressure at a temperature higher than about 80°C, wherein

Y is C1-C12 alkylene or C1-C12 alkenylene; and

R⁸ and R¹² are independently C1-C12 alkyl.

48. The process of any of claims 38, 41 and 44, wherein Y is selected from the group consisting of -CH₂-, -CH₂CH₂-, -CH₂CH₂CH₂-, -C(CH₃)₂-, -CH₂CH₂CH₂CH₂-, -CH₂C(CH₃)₂-, -CH₂CH₂CH₂CH₂CH₂-, -CH₂C(CH₃)₂CH₂-, -C(CH₃)₂CH₂CH₂-, -CH₂CH₂C(CH₃)₂-, -CH₂CH₂CH₂CH₂CH₂CH₂-, -CH₂C(CH₃)₂CH₂CH₂-, -CH₂CH₂C(CH₃)₂CH₂-, -CH₂CH₂CH₂C(CH₃)₂-, and -CH₂CH(CH₂CH₃)CH₂CH₂-.

49. The process of any of claims 38, 41, and 44, wherein R⁸ is methyl, ethyl, propyl, butyl, pentyl, or hexyl.

50. The process of claim 37, wherein the compound having structural formula (Ia) is

