



US00D350736S

United States Patent [19]

[11] Patent Number: Des. 350,736

Takahashi et al.

[45] Date of Patent: ** Sep. 20, 1994

[54] TRACK BALL

[56] References Cited

[75] Inventors: Masaki Takahashi, Kawasaki;
Yoshinori Inukai, Tokyo, both of
Japan

U.S. PATENT DOCUMENTS

D. 316,253	4/1991	Riddiford et al.	D14/114
D. 332,446	1/1993	Lin	D14/114
D. 336,747	6/1993	Chao	D14/114
D. 340,042	10/1993	Copper et al.	D14/114
D. 340,706	10/1993	Hu	D14/114

[73] Assignee: Canon Kabushiki Kaisha, Tokyo,
Japan

Primary Examiner—Wallace R. Burke
Assistant Examiner—M. H. Tung
Attorney, Agent, or Firm—Fitzpatrick, Cella, Harper &
Scinto

[**] Term: 14 Years

[57] CLAIM

[21] Appl. No.: 3,952

The ornamental design for a track ball, as shown and
described.

[22] Filed: Jan. 22, 1993

DESCRIPTION

[30] Foreign Application Priority Data

Jul. 28, 1992 [JP] Japan 4-22541

[52] U.S. Cl. D14/114

[58] Field of Search 178/18-19;
200/5 R, 5 A, 6 R, 6 A; 273/148 B; 74/471 XY;
345/156-167; D14/100, 114; D13/158;
D21/48; D19/41-51

FIG. 1 is a front elevational view of a track ball show-
ing our new design;

FIG. 2 is a rear elevational view thereof;

FIG. 3 is a top plan view thereof;

FIG. 4 is a bottom plan view thereof;

FIG. 5 is a left side elevational view thereof, the right
side is a mirror image; and,

FIG. 6 is a perspective view thereof.

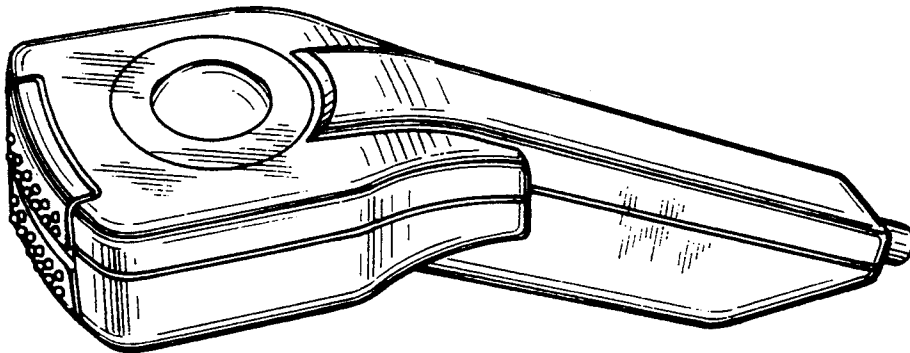


FIG. 1

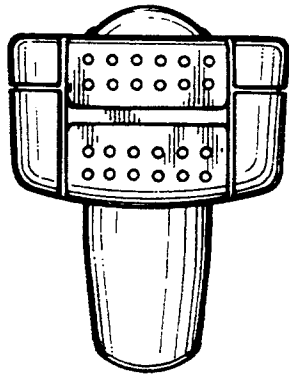


FIG. 2

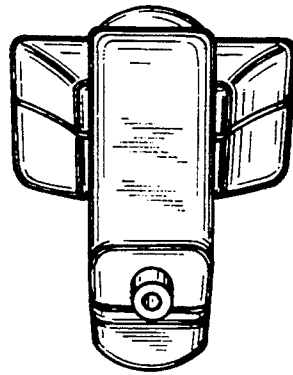


FIG. 3

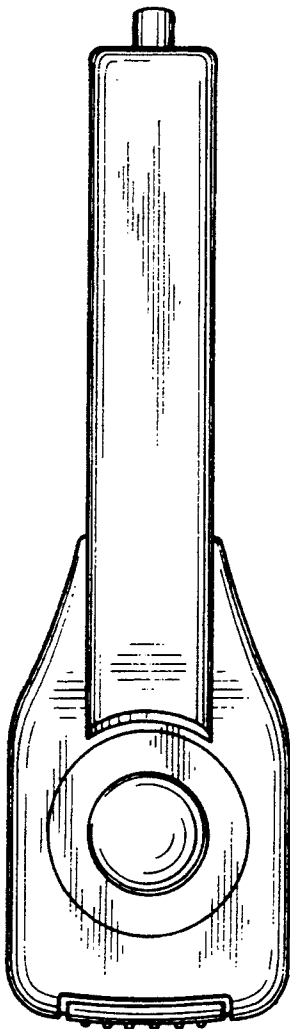


FIG. 4

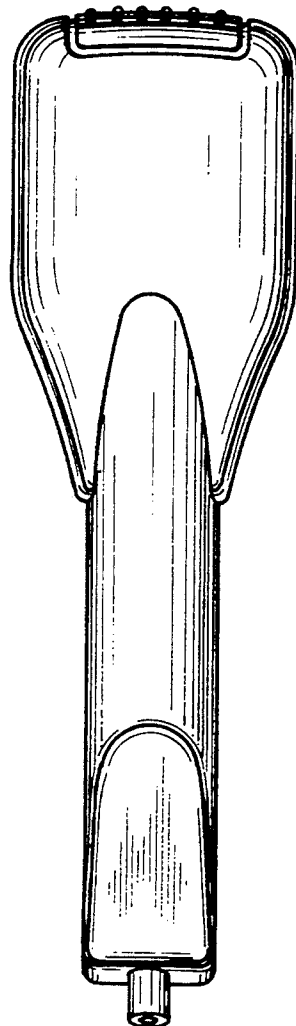


FIG. 5

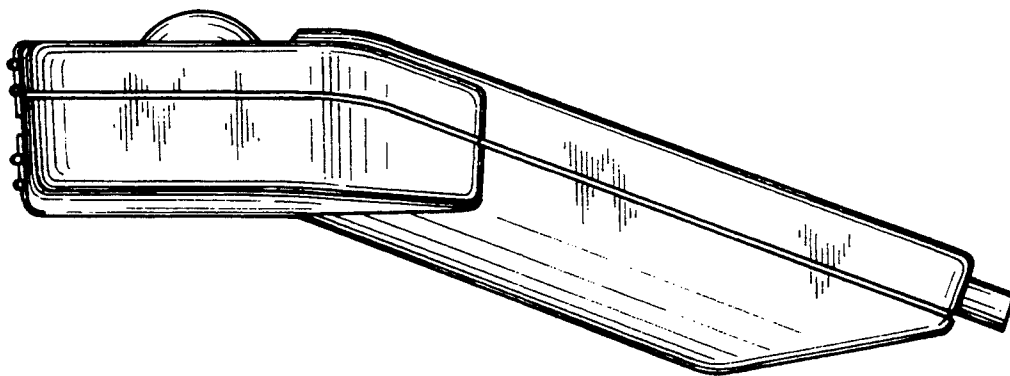


FIG. 6

