



US00D848464S

(12) **United States Design Patent**  
**Toth et al.**

(10) **Patent No.:** **US D848,464 S**

(45) **Date of Patent:** **\*\* May 14, 2019**

(54) **DISPLAY SCREEN WITH A GRAPHICAL USER INTERFACE**

D705,264 S \* 5/2014 Gerssen ..... D14/493  
D710,368 S \* 8/2014 Amaitis ..... D14/486  
D714,318 S \* 9/2014 Pereira ..... D14/485

(Continued)

(71) Applicant: **Gamblit Gaming, LLC**, Glendale, CA (US)

(72) Inventors: **Edvard Toth**, Santa Monica, CA (US);  
**Elizabeth Walker**, Glendale, CA (US)

(73) Assignee: **Gamblit Gaming, LLC**, Glendale, CA (US)

(\*\*) Term: **15 Years**

(21) Appl. No.: **29/619,022**

(22) Filed: **Sep. 26, 2017**

(51) **LOC (11) Cl.** ..... **14-04**

(52) **U.S. Cl.**  
USPC ..... **D14/486**

(58) **Field of Classification Search**  
USPC ..... D14/485–495  
CPC ..... A63F 2001/001; G06F 3/04847; G06F 3/0485; G06F 3/048; G06F 3/0488; H04N 1/00477  
See application file for complete search history.

(56) **References Cited**

**U.S. PATENT DOCUMENTS**

D403,313 S \* 12/1998 Peppel ..... D14/486  
D572,720 S \* 7/2008 Fletcher ..... D14/492  
D585,903 S \* 2/2009 Yamaoka ..... D14/485  
D594,018 S \* 6/2009 Ball ..... D14/486  
D622,730 S \* 8/2010 Krum ..... D14/486  
D629,417 S \* 12/2010 Weir ..... D14/486  
D652,839 S \* 1/2012 Tokunaga ..... D14/486  
8,190,733 B1 \* 5/2012 Hoffman ..... G06Q 30/00 709/203  
D684,178 S \* 6/2013 Burkatovskiy ..... D14/486  
D689,086 S \* 9/2013 Philopoulos ..... D14/486  
D700,194 S \* 2/2014 Kim ..... D14/486  
D700,195 S \* 2/2014 Kim ..... D14/486

**OTHER PUBLICATIONS**

Random Slots, New Gamblit Game Changer Skill slot machine, Oct 15, 2015, youtube.com [online], [site visited Aug. 1, 2018]. Available from Internet: <https://www.youtube.com/watch?v=NKQNkaXB3Xo> (Year: 2015).\*

*Primary Examiner* — Darlington Ly

*Assistant Examiner* — Katherine A Holbrow

(74) *Attorney, Agent, or Firm* — Caitlyn Ross

(57) **CLAIM**

The ornamental design for a display screen with a graphical user interface, as shown and described.

**DESCRIPTION**

FIG. 1 is a front view of a first embodiment of a display screen with a graphical user interface, showing our new design;

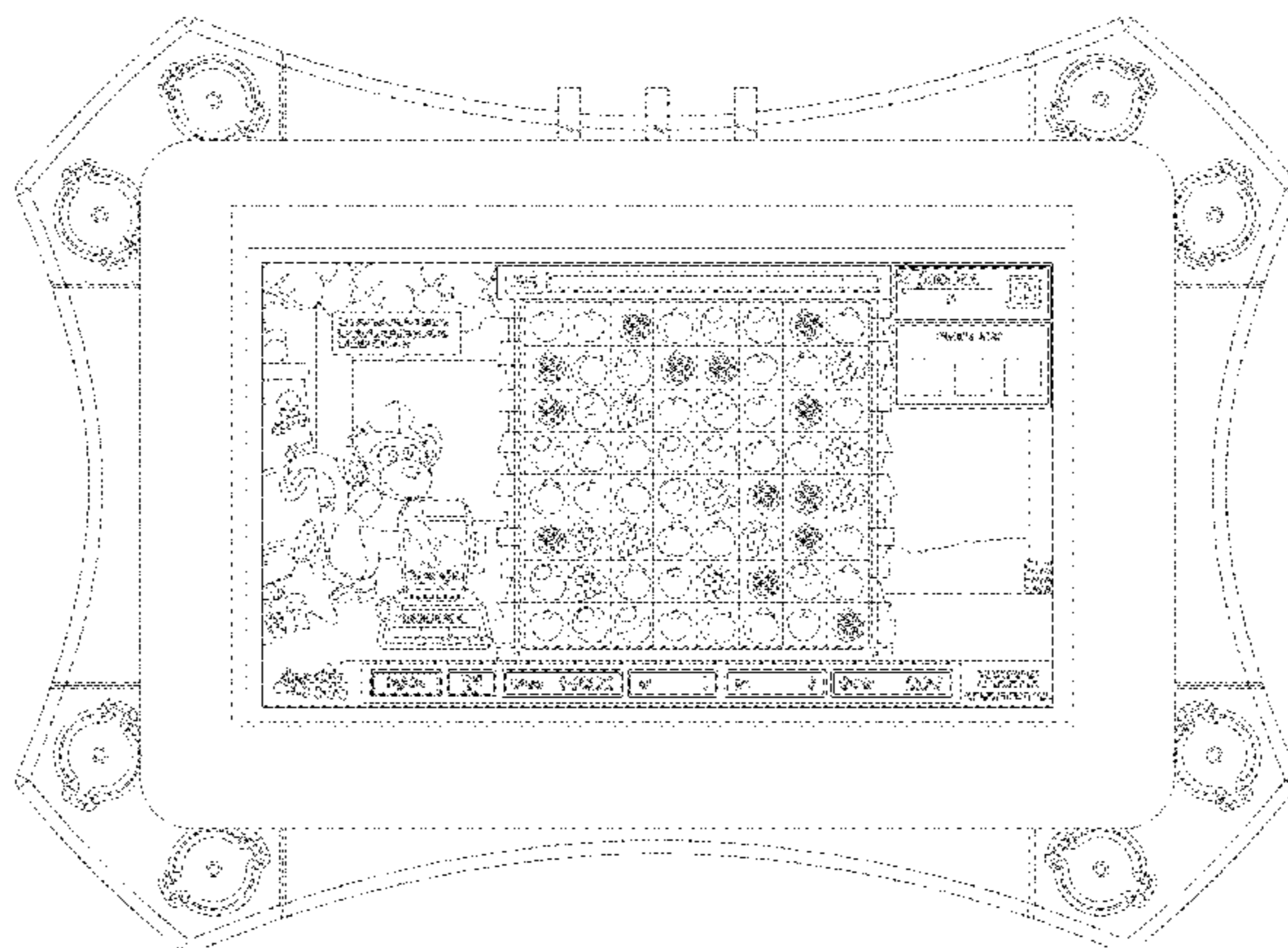
FIG. 2 is a front view of a second embodiment of a display screen with a graphical user interface, showing our new design;

FIG. 3 is a front view of a third embodiment of a display screen with a graphical user interface, showing our new design; and,

FIG. 4 is a front view of a fourth embodiment of a display screen with a graphical user interface, showing our new design.

The outermost dual set of broken lines, outer circular features, and rounded rectangle illustrate an electronic device. The outermost broken line rectangle with square corners illustrates a display screen. The broken lines within the display screen illustrate portions of the graphical user interface. None of the broken lines form part of the claimed design.

**1 Claim, 4 Drawing Sheets**



(56)

**References Cited**

## U.S. PATENT DOCUMENTS

D732,558 S \* 6/2015 Bentley ..... D14/486  
D733,176 S \* 6/2015 Lin ..... D14/486  
D742,902 S \* 11/2015 Yoneda ..... D14/486  
D742,903 S \* 11/2015 Yoneda ..... D14/486  
D759,032 S \* 6/2016 Amin ..... D14/485  
D764,524 S \* 8/2016 Hoang ..... D14/488  
D772,240 S \* 11/2016 Edstrom ..... D14/485  
D776,150 S \* 1/2017 Paulik ..... D14/487  
D779,544 S \* 2/2017 Paulik ..... D14/487  
D780,198 S \* 2/2017 Cao ..... D14/486  
D780,776 S \* 3/2017 Thompson ..... D14/486  
D780,786 S \* 3/2017 Toth ..... D14/486  
D781,340 S \* 3/2017 Toth ..... D14/488  
D801,376 S \* 10/2017 Paulik ..... D14/487  
D806,112 S \* 12/2017 Toth ..... D14/487  
D816,706 S \* 5/2018 Toth ..... D14/487  
2002/0160827 A1 \* 10/2002 Slomiany ..... G07F 17/32  
463/16  
2006/0205469 A1 \* 9/2006 Schultz ..... G07F 17/32  
463/16  
2008/0254854 A1 \* 10/2008 Slomiany ..... G07F 17/32  
463/19  
2013/0074008 A1 \* 3/2013 Umezawa ..... G03G 15/502  
715/810  
2014/0096041 A1 \* 4/2014 Gowen ..... G06F 3/1242  
715/753  
2017/0340963 A1 \* 11/2017 Bucher ..... G06Q 50/01

\* cited by examiner

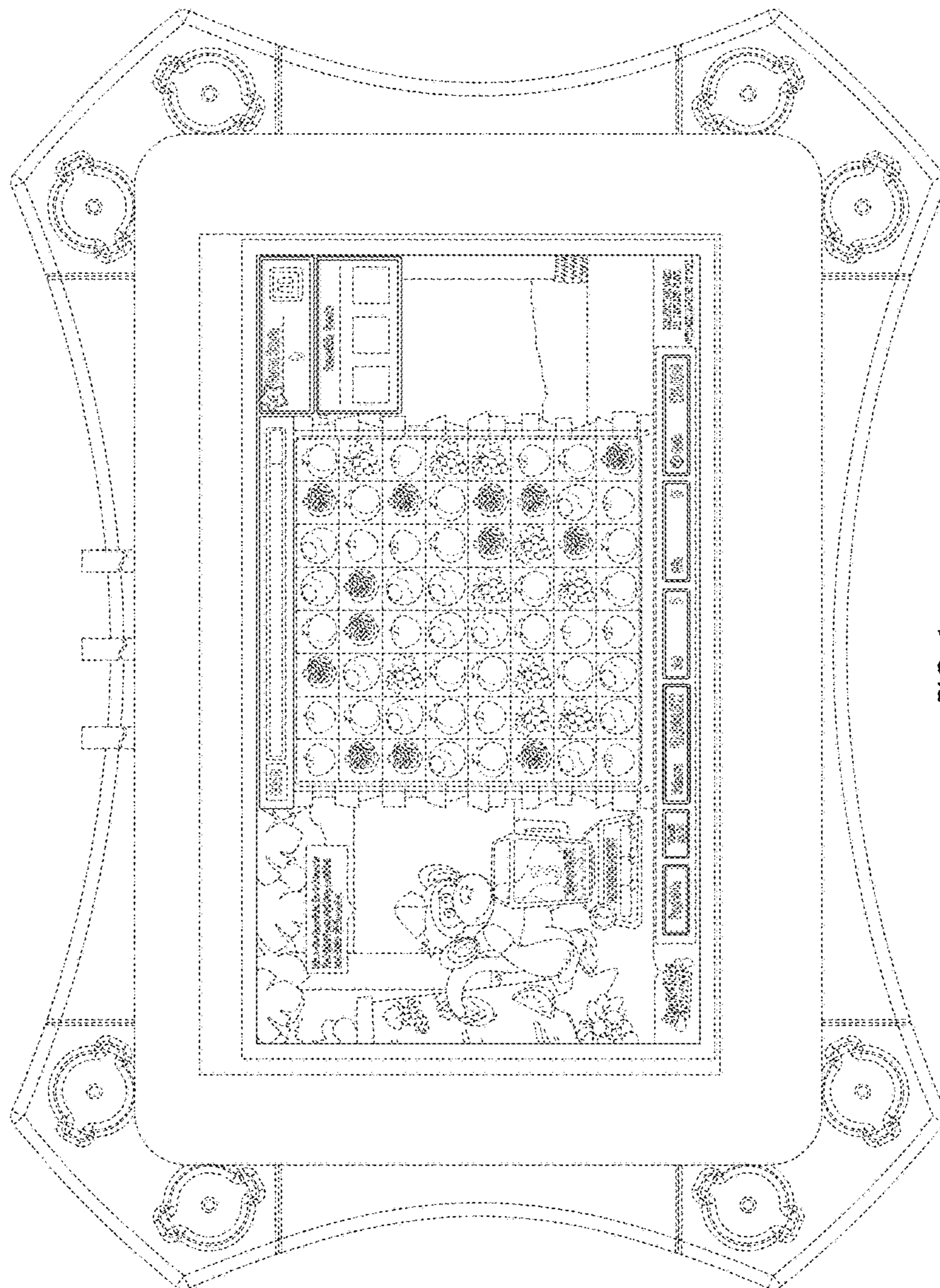


FIG. 1

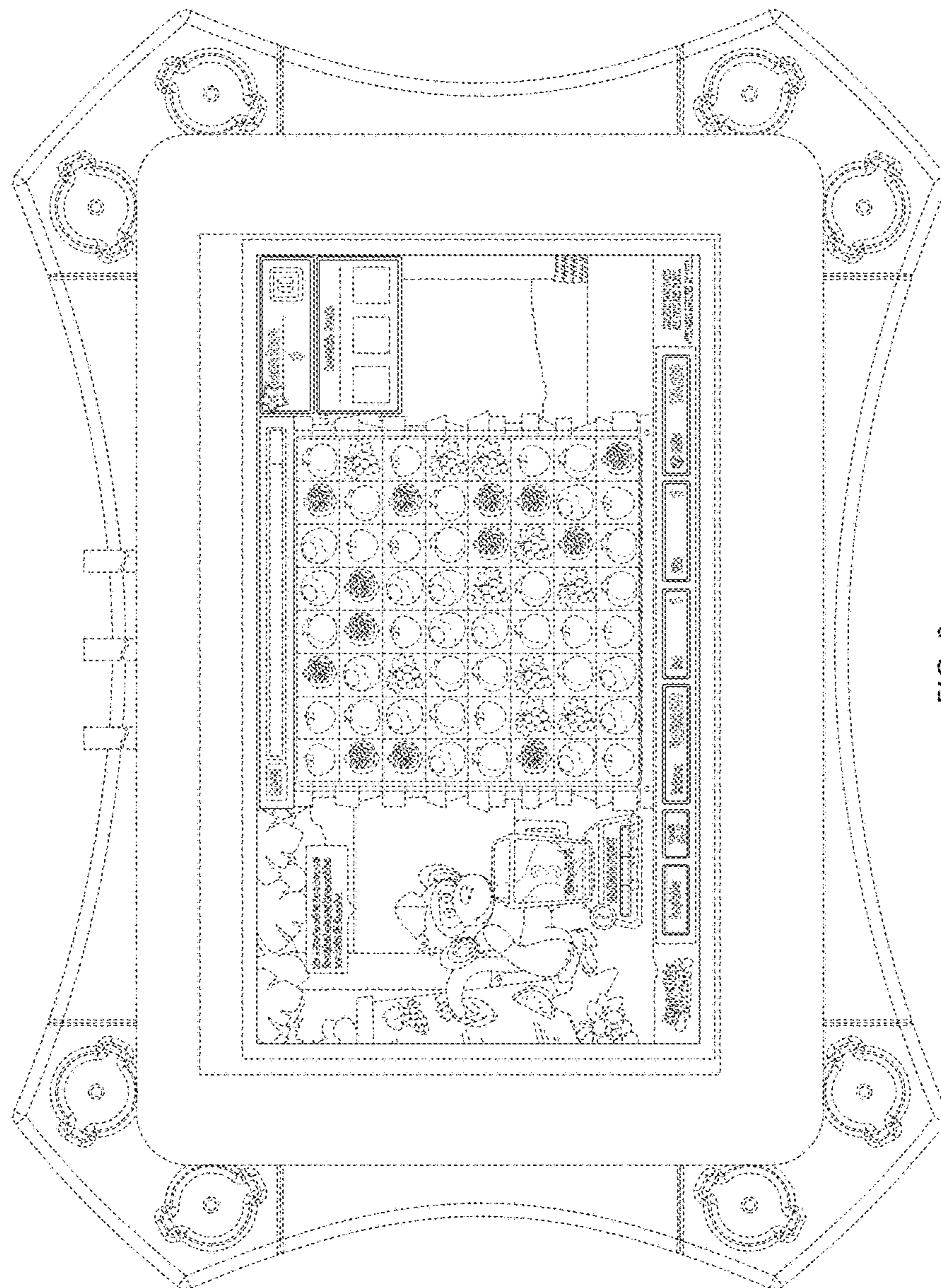


FIG. 2

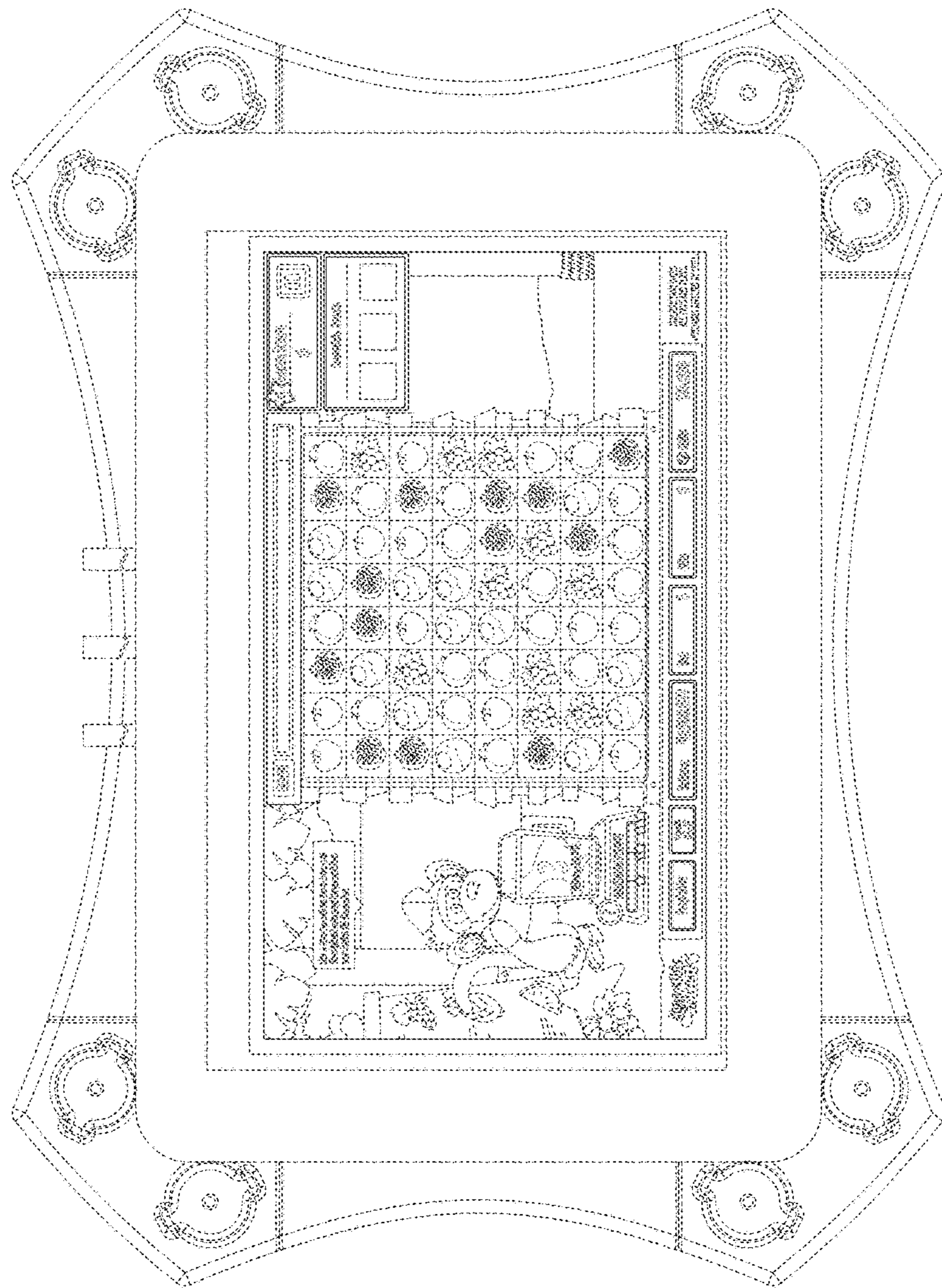


FIG. 3

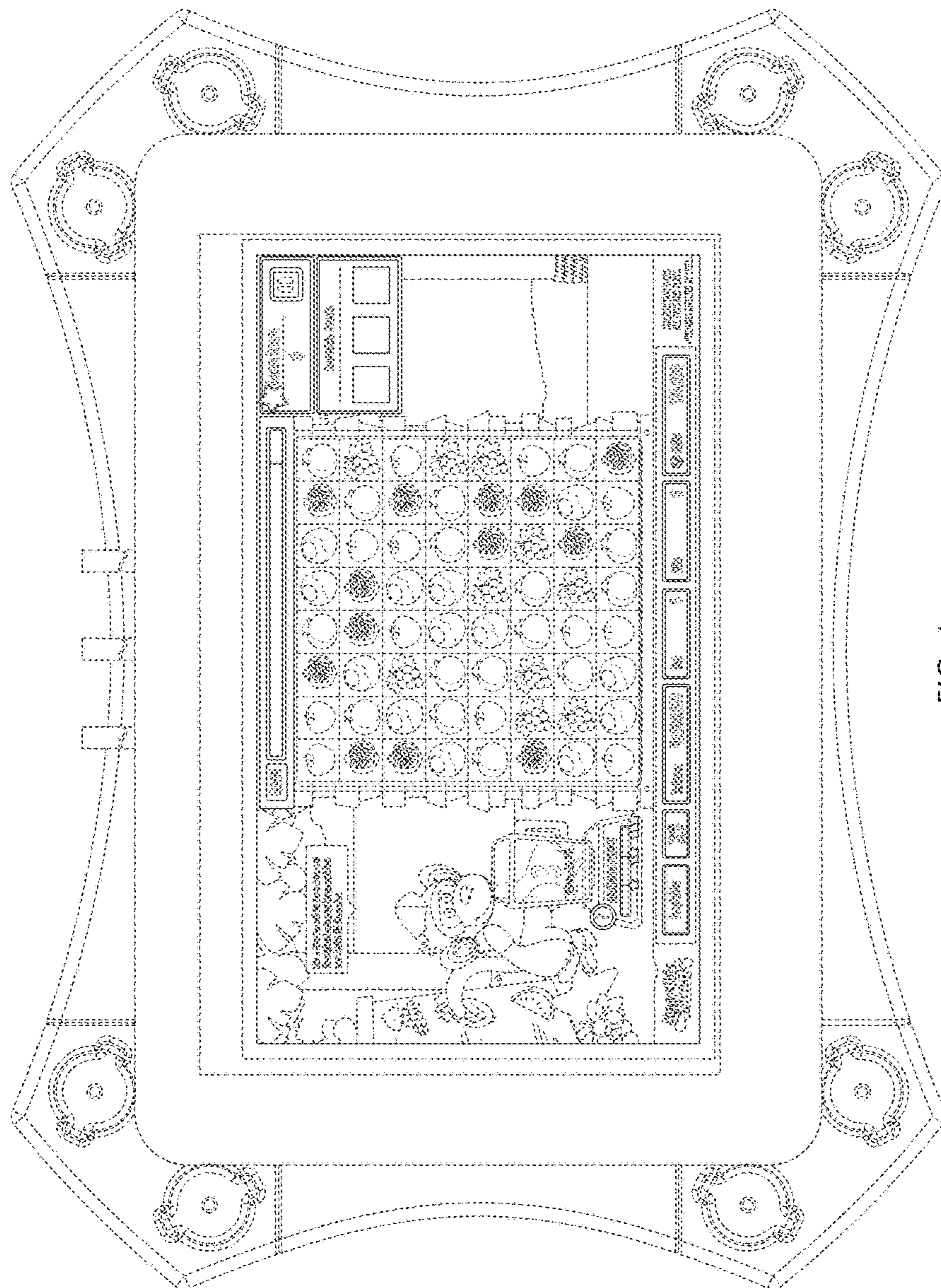


FIG. 4