



US00D795168S

(12) **United States Design Patent** (10) **Patent No.:** **US D795,168 S**  
**Hixson et al.** (45) **Date of Patent:** **\*\* Aug. 22, 2017**

(54) **TIRE** 3,945,417 A \* 3/1976 Harrelson, Jr. .... B29D 30/54  
152/209.12

(71) Applicant: **Sunstate Equipment Co., LLC,** D259,632 S \* 6/1981 Amarger ..... D12/600  
Phoenix, AZ (US) D367,448 S \* 2/1996 Baus ..... D12/579  
D450,020 S \* 11/2001 Takagi ..... D12/579  
D457,487 S \* 5/2002 Rayman ..... D12/579

(72) Inventors: **David Hixson,** Phoenix, AZ (US); **Liu**  
**Bing,** Phoenix, AZ (US); **Wang Hai,**  
Phoenix, AZ (US) D462,048 S \* 8/2002 Potier ..... D12/579  
D481,667 S \* 11/2003 Hanna ..... D12/579  
7,234,495 B2 \* 6/2007 Frank ..... B60C 3/04  
152/157

(73) Assignee: **SUNSTATE EQUIPMENT CO., LLC,** D573,942 S \* 7/2008 Song ..... D12/579  
Phoenix, AZ (US) D633,859 S \* 3/2011 Shan ..... D12/579  
D634,265 S \* 3/2011 Shan ..... D12/579  
D634,701 S \* 3/2011 Shan ..... D12/599

(\*\*) Term: **15 Years** D636,329 S \* 4/2011 Pringiers ..... D12/592  
D642,115 S \* 7/2011 Pringiers ..... D12/579  
D652,372 S \* 1/2012 Rayman ..... D12/599

(21) Appl. No.: **29/571,159** D752,505 S \* 3/2016 Dhanens ..... D12/579  
D767,483 S \* 9/2016 Martin ..... D12/579  
D783,511 S \* 4/2017 Holt ..... D12/579

(22) Filed: **Jul. 14, 2016**

(51) **LOC (10) Cl.** ..... **12-15**

(52) **U.S. Cl.**  
USPC ..... **D12/579; D12/592**

(58) **Field of Classification Search**  
USPC ..... D12/579, 582, 583, 585, 592, 593, 596,  
D12/602, 604, 900  
CPC ..... B60C 11/03; B60C 11/0311; B60C 11/04;  
B60C 2011/0344; B60C 2011/0346;  
B60C 2011/0374  
See application file for complete search history.

\* cited by examiner

*Primary Examiner* — Robert M Spear  
(74) *Attorney, Agent, or Firm* — DLA Piper LLP (US)

(57) **CLAIM**

We claim the ornamental design for a tire, as shown and described.

**DESCRIPTION**

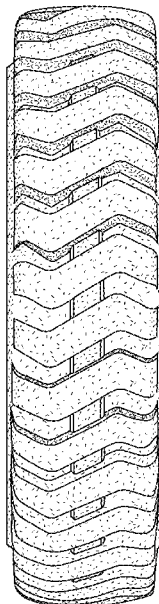
FIG. 1 is a front end on view of a tire, according to an embodiment of our new design;  
FIG. 2 is a front perspective of a tire, according to an embodiment of our new design; and,  
FIG. 3 is a side view of a tire, according to an embodiment of our new design.  
The broken line showing of a tire sidewall and inner bead depicts environment and forms no part of the claim.

**1 Claim, 3 Drawing Sheets**

(56) **References Cited**

**U.S. PATENT DOCUMENTS**

D57,948 S \* 5/1921 Switzer ..... 152/324  
D168,714 S \* 1/1953 Schlichtmann ..... D12/593  
D169,835 S \* 6/1953 Billingsley ..... D12/583  
D177,233 S \* 3/1956 Hawkinson ..... 152/209.12  
D189,228 S \* 11/1960 Rice et al. .... 152/209.12  
3,841,373 A \* 10/1974 Gilreath ..... B60C 13/02  
152/209.1  
3,844,326 A \* 10/1974 Verdier ..... B60C 11/1315  
152/209.12



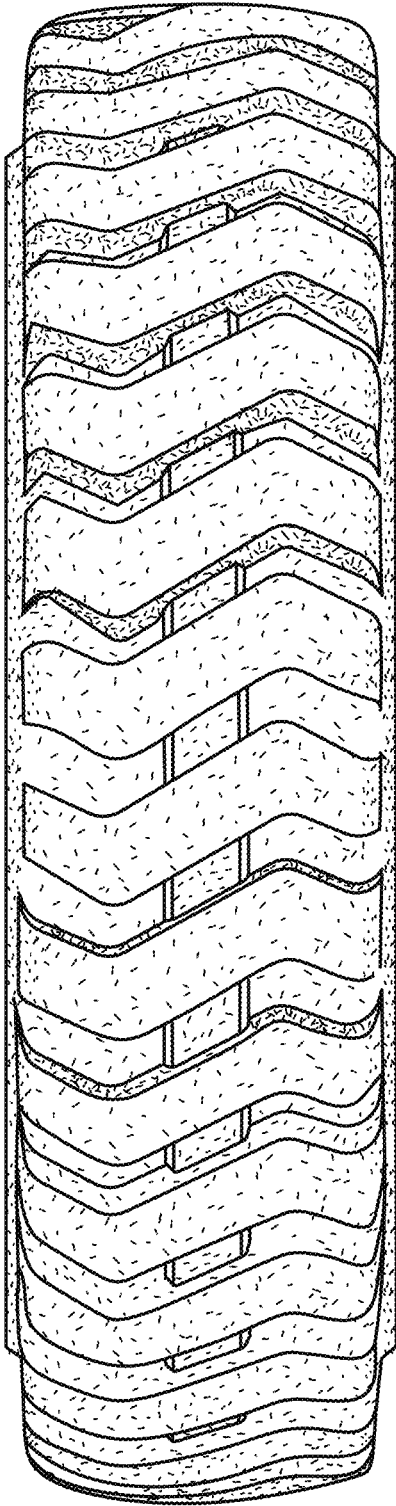


FIG. 1

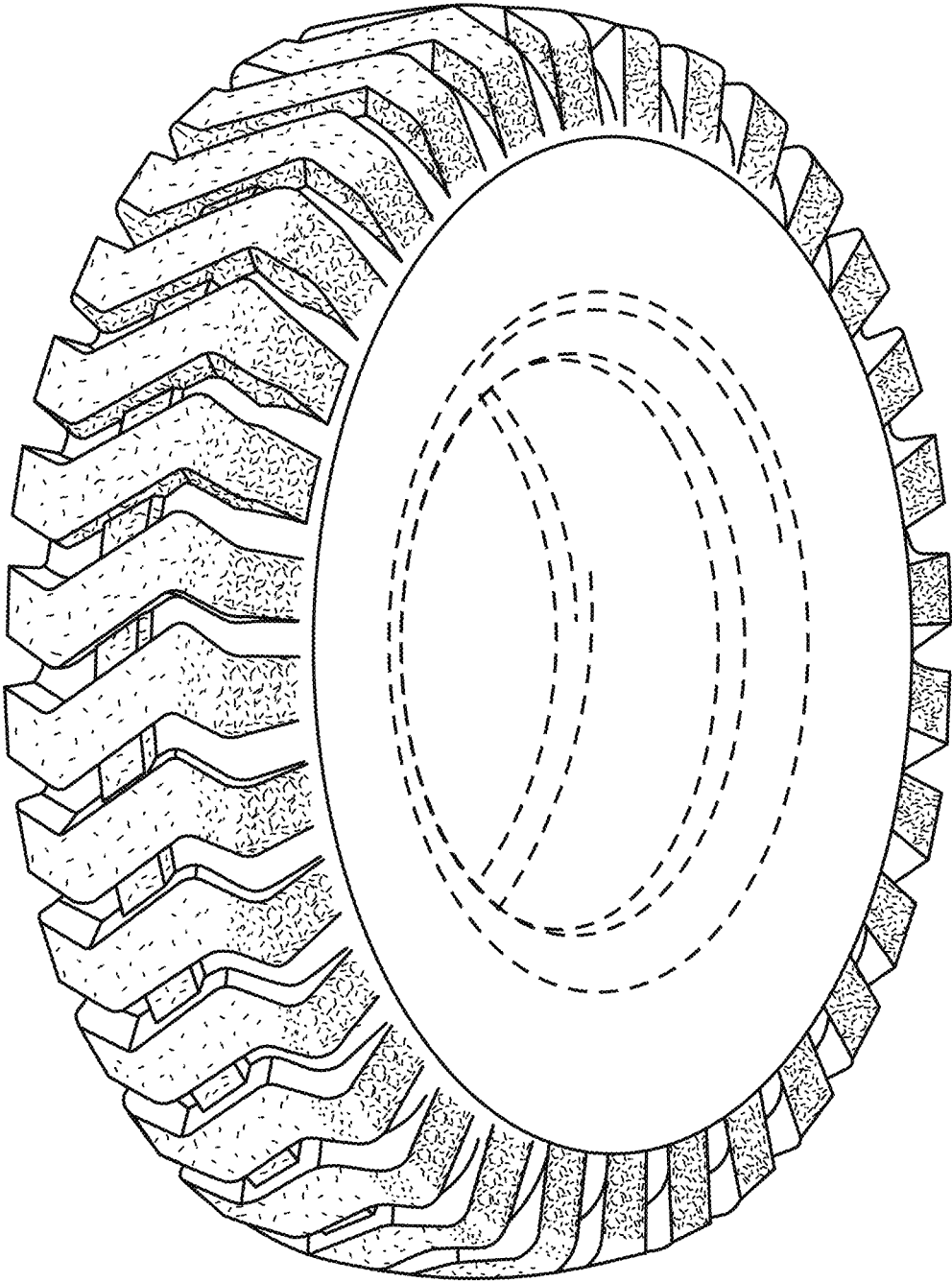


FIG. 2

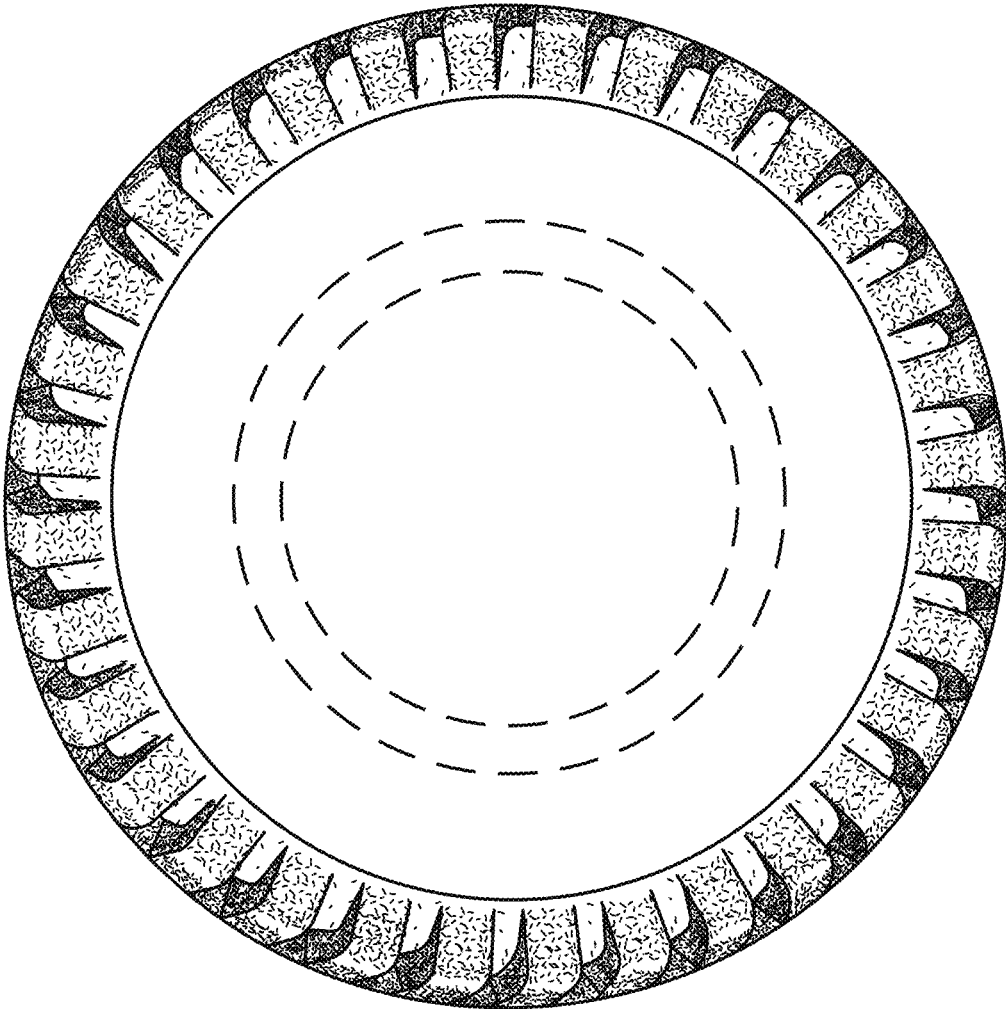


FIG. 3