

E. M. La Boiteaux,

Button Fastener.

No. 109024.

Patented Nov. 8. 1870.

Fig. 1.

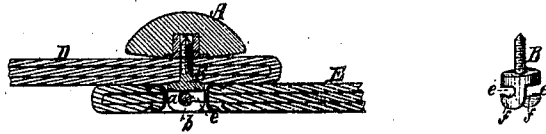


Fig. 2.

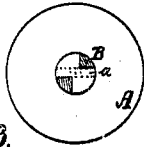



Fig. 3.



Witnesses:

A. Bennenendof
L. S. Mabee

Inventor:

E. M. La Boiteaux
PER *Munn & Co.*
Attorneys.

United States Patent Office.

FRANK M. LA BOITEAUX, OF COLLEGE HILL, OHIO.

Letters Patent No. 109,024, dated November 8, 1870.

IMPROVEMENT IN BUTTON-FASTENINGS.

The Schedule referred to in these Letters Patent and making part of the same.

To all whom it may concern:

Be it known that I, FRANK M. LA BOITEAUX, of College Hill, in the county of Hamilton and State of Ohio, have invented a new and useful Improvement in "Button-Fastenings;" and I do hereby declare that the following is a full, clear, and exact description thereof, which will enable others skilled in the art to make and use the same, reference being had to the accompanying drawing forming part of this specification.

This invention relates to improvements in buttons or fastenings for clothes, and consists in a button, of any form or size, having a small stem projecting from the center, in which a slot is made in the outer end, and hook-shaped notches in the walls of the slots, which will admit of turning the said stem a quarter of a revolution after passing into an eyelet, having a cross-bar so arranged as to be received in the said slot, the said notches thus engaging the said bar, and holding the button to prevent it being drawn out.

The stem is passed through a small hole in the part of the cloth to which the button is to be attached, and screws into the button.

The eyelet is placed in one part of the cloth to be buttoned, and the stem of the button passed through the other, into the eyelet, all as hereinafter more fully described.

Figure 1 is a sectional elevation of my improved fastening, and two pieces of cloth fastened together by it;

Figure 2 is an elevation of the stem of the button;

Figure 3 is a section, through the stem, of the button; and

Figure 4 is a plan of the eyelet.

Similar letters of reference indicate corresponding parts.

A is the button, and B the stem, which is screw-threaded near the point, and screws into the button tightly after passing through the cloth.

The other end of this stem is considerably enlarged, to form a head, which will not pass through the hole

in the cloth, and this head has a deep slot, *a*, in the end, extending from side to side, suited to receive the cross-bar *b* of an eyelet, *d*, in it, when inserted in the said eyelet.

The two parts of the head, divided by this slot, have each a hook-shaped notch, *c*; the one facing in the opposite direction to the other, as shown, so that after the said stem has been inserted in the eyelet, it may be turned a quarter of a revolution and receive the cross-bar in the said hook-shaped notches, as shown in fig. 2.

The button being attached to one piece, D, of the garment, and the eyelet to the other, E, the two may be very readily fastened together, by thus inserting the head of stem B in the eyelet, and turning it.

The button will be prevented from turning backward and releasing the bar *b*, by the springing quality of the goods pressing the button A upward, and drawing the cavities *f*, near the bases of the notches, up snugly against the bar *b*, so that the elevation in front of the cavities will prevent the stem from turning on the bar.

These buttons may be readily removed for washing or other purposes, by unscrewing the stems B, which, as above stated, are designed to screw in tight, so that they will turn with the buttons.

Having thus described my invention,

I claim as new and desire to secure by Letters Patent—

1. The improved button, consisting of the part A and stem B, the said stem being detachably connected to the button, and provided with the slot and the notches, all substantially as specified.

2. The combination of the button and the eyelet, having a cross-bar, all constructed and arranged substantially as specified.

FRANK M. LA BOITEAUX.

Witnesses:

EDWARD DE SERISY,
R. S. WATSON.