May 23, 1967 V. G. SANTANA 3,321,617

SNAP ON NIGHT PROTECTOR

Filed Feb. 5, 1965

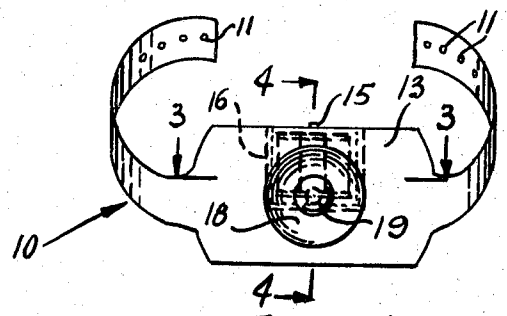

FIG. 1

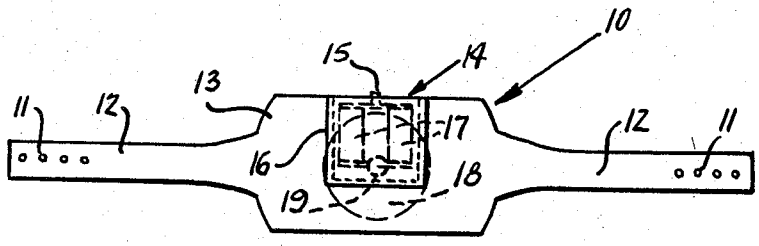

FIG. 2

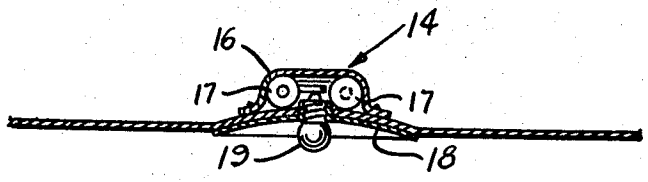

FIG. 3

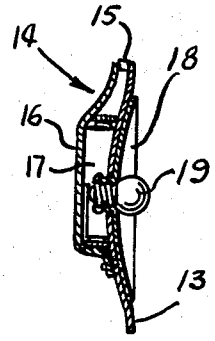

FIG. 4

INVENTOR.
VIOLA G. SANTANA

BY Kimmel & Crowell
ATTORNEYS.

United States Patent Office 3,321,617
Patented May 23, 1967

3,321,617

SNAP ON NIGHT PROTECTOR

Viola G. Santana, 1022 Carmelita Ave., Sacramento, Calif. 95838

Filed Feb. 5, 1965, Ser. No. 430,618
1 Claim. (Cl. 240—6.4)

The present invention relates to safety devices and more particularly to a safety device which can be worn by the user thereof by snapping the device to wearing apparel or as a wrist or arm band or as a belt.

In many parts of the country walking along open highways at night has given rise to a great number of accidents and in many cases deaths as a result of automobile drivers being unable to ascertain pedestrians along the highway while traveling at hight rates of speed. Lanterns and flashlights of various nature are carried by many people to avoid such accidents. However, to eliminate the cumbersome nature of these devices and to allow a more natural walking pace as well as the free use of the arms to carry packages, etc., it is proposed that a device worn about the body, and especially about the arm, should be used.

The present invention is specifically concerned with such a device which can be worn about the arm which will illuminate a pedestrian and indicate to oncoming cars that a pedestrian is in the vicinity. This is accomplished by the use of a safety arm band having a light illuminating means therein and a reflector to magnify and reflect the light from the illuminating means as well as to reflect the light from the headlights of oncoming cars. The light illuminating means is powered by batteries and is easy to operate and use.

Other uses of the present invention besides providing a means for quickly identifying a pedestrian include a means to quickly identify a hiker or camper or to quickly identify a lost person or child. Furthermore, the illuminating means can serve to cast a light in advance of the user thereof to enable the user to see the surroundings thereabout so as to make night travel safer as ruts and pits in the path of the user can be visually ascertained. The light cast by this invention will enable a user thereof to determine and read signs in the dark, also lost articles may be more easily located through using this invention.

Accordingly, a primary object of the present invention involves the provision of a band-like member which will immediately enable the recognition of the wearer thereof at night or in dim light.

A further object of the present invention is the provision of a band-like member which includes an illuminating means capable of projecting a light ahead of the user thereof to project a light in advance of the user thereof to allow him to guide himself safely.

A still further object of the present invention is the provision of a means which can shine on articles at night to determine the nature thereof.

Additionally an object of the present invention involves the provision of a night protecting device which can readily be put on and removed. The safety device of this invention is relatively simple in construction and is readily usable in a manner so as to present little or no burden to the user thereof.

The details of construction and operation of the invention are more fully hereinafter described and claimed, reference being had to the accompanying drawings forming a part hereof wherein like numerals refer to like parts throughout and in which:

FIGURE 1 is a front perspective view of the night protector comprising the present invention;

FIGURE 2 is a rear elevational view of the invention;

FIGURE 3 is a cross-sectional view of the invention along lines 3—3 of FIGURE 1; and

FIGURE 4 is a cross-sectional view along lines 4—4 of FIGURE 1.

Referring now more particularly to the drawings, reference numeral **10** generally designates the safety night protector comprising the present invention. This night protector comprising a band intended to encircle the arm of a person is provided at each end with a plurality of snaps **11** thereon which are engageable with protections on wearing apparel. It is also contemplated that a conventional buckle may be employed at one end of the band and apertures at the other end of the band may be used so as to be engaged by the buckle in a conventional manner to retain the night protector about the arm.

The band **10** is generally one inch wide at the extremities thereof as is seen at **12**. A wider midsection **13** is employed in the preferred arrangement of the invention. It is contemplated that the entire band be formed as an integral unit.

The front of the band **10** comprises the wide midsection **13**. The wide midsection **13** can be of colored material which can contrast with the rest of the band comprising the night protector. The enlarged midsection forms a substantial base for the mounting of the illuminating means **14**. In order to selectively control the illumination of the illuminating means, switch means **15** are provided. Such means may take the form of a manual switch as illustrated or may take the form of a cover actuated switch which is closed by opening the cover.

With reference to FIGURE 3, it is noticed that the illuminating means comprises a battery housing **16** attached to the back of the wide midsection of the night protector. The battery housing contains the source of power for illumination, such as batteries **17** mounted in the battery housing. A reflector **18** is attached to the front of the wide midsection and a conventional bulb **19** is secured to the reflector by screwing same thereinto. A lens may be employed to snap on over the reflector. A conventional contact is provided in conjunction with the bulb **19**. The battery housing and the reflector can be mounted on the night protector by rivets, by adhesion or by welding. The band comprising the night protector can be made from leather, cloth, or a flexible metal.

When the batteries are inserted into the housing provided therefor and the bulb is screwed down into the reflector and through the wide portion of the band to make contact with the source of power, the switch being on, a light will shine from the bulb. The light is amplified by reflecting against the reflector. The night protector may be worn about the arm or wrist thus the night protector enables the wearer thereof to be readily observed by approaching traffic and also provides illumination so as to enable the wearer thereof to find his way in the dark.

While one embodiment of the invention is illustrated and described in the above disclosure, it is to be understood that this is merely for the purpose of illustration and that various changes in construction may be resorted to in the course of manufacture in order that the invention may be used to the best advantage according to the circumstances which may arise, without departing from the spirit of the invention which is to be limited only in accordance with the appended claim.

I claim:

A snap on night protector comprising, in combination:
an arm band, which comprises
a substantially rectangular central area, and
first and second band members extending from opposite sides thereof;
a plurality of snaps in spaced relation on said band members;

a curved reflector mounted in said center area facing outwardly therefrom;

a light bulb mounted in the center of the reflector;

a battery housing affixed to the rear of the central area;

a pair of batteries mounted in the battery housing; and

conductor means interconnecting the bulb and the batteries for energizing the bulb.

References Cited by the Examiner

UNITED STATES PATENTS

1,496,484	6/1924	Monaco	240—59
2,962,580	11/1960	Jones	240—6.4
3,087,049	4/1963	Schecter	240—59
3,112,889	12/1963	Marmo et al.	240—59

NORTON ANSHER, *Primary Examiner.*

W. M. FRYE, *Assistant Examiner.*