



US00D628893S

(12) **United States Design Patent**
Groubert et al.

(10) **Patent No.:** **US D628,893 S**

(45) **Date of Patent:** **** Dec. 14, 2010**

(54) **DISPENSING CLOSURE**

(75) Inventors: **Brian David Groubert**, Boardman, OH (US); **Barry Daggett**, Austintown, OH (US); **Anna Frolova-Levi**, Solon, OH (US)

(73) Assignee: **Weatherchem Corporation**, Twinsburg, OH (US)

(**) Term: **14 Years**

(21) Appl. No.: **29/363,329**

(22) Filed: **Jun. 8, 2010**

(51) **LOC (9) Cl.** **09-07**

(52) **U.S. Cl.** **D9/449**

(58) **Field of Classification Search** D9/529,
D9/504, 503, 454, 453, 452, 450, 449, 447,
D9/446, 443, 435; D7/900, 396.2, 392.1;
222/556, 544, 494, 480, 472, 321.9, 212,
222/185.1; 220/837, 835, 813, 810, 375,
220/254.5; 215/305, 228, 226, 200

See application file for complete search history.

(56) **References Cited**

U.S. PATENT DOCUMENTS

4,457,458	A	*	7/1984	Heinol	222/498
D468,639	S	*	1/2003	Wennerstrom et al.	D9/449
6,510,971	B1		1/2003	Martin		
D476,892	S	*	7/2003	Martin et al.	D9/449
6,830,721	B2		12/2004	Martin		
D531,035	S	*	10/2006	Pugne	D9/453
D542,132	S	*	5/2007	Pugne	D9/449
D547,184	S	*	7/2007	Kim et al.	D9/449

D583,234	S	*	12/2008	Lohrman et al.	D9/449
D604,159	S	*	11/2009	Pugne	D9/449
7,628,297	B2	*	12/2009	Pugne	222/556
D609,092	S	*	2/2010	Laib et al.	D9/449
D609,093	S	*	2/2010	Wisniewski et al.	D9/449
2009/0294447	A1	*	12/2009	Mazurkiewicz et al.	220/260
2010/0140266	A1	*	6/2010	Lohrman et al.	220/254.3

OTHER PUBLICATIONS

WEATHERCHEM_SEARCH LIQUIFLAPPER PRODUCTS.
PDF, Downloaded Aug. 1, 2010.*

* cited by examiner

Primary Examiner—Susan Bennett Hattan

(74) *Attorney, Agent, or Firm*—Turocy & Watson, LLP

(57) **CLAIM**

The ornamental design of a dispensing closure, as shown and described.

DESCRIPTION

FIG. 1 is a top perspective view of an ornamental design of a dispensing closure.

FIG. 2 is a top view of the dispensing closure shown in FIG. 1.

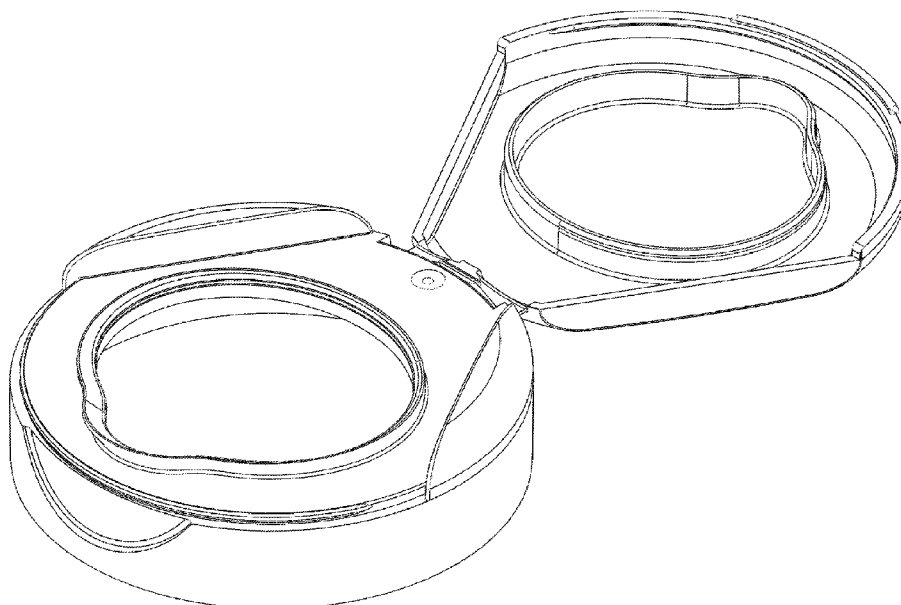
FIG. 3 is a bottom perspective view of the dispensing closure shown in FIG. 1.

FIG. 4 is a side elevation view of the dispensing closure shown in FIG. 1.

FIG. 5 is a front elevation view of the dispensing closure shown in FIG. 1 in a closed position; and,

FIG. 6 is a top perspective view of the dispensing closure shown in FIG. 1 in a closed position.

1 Claim, 6 Drawing Sheets



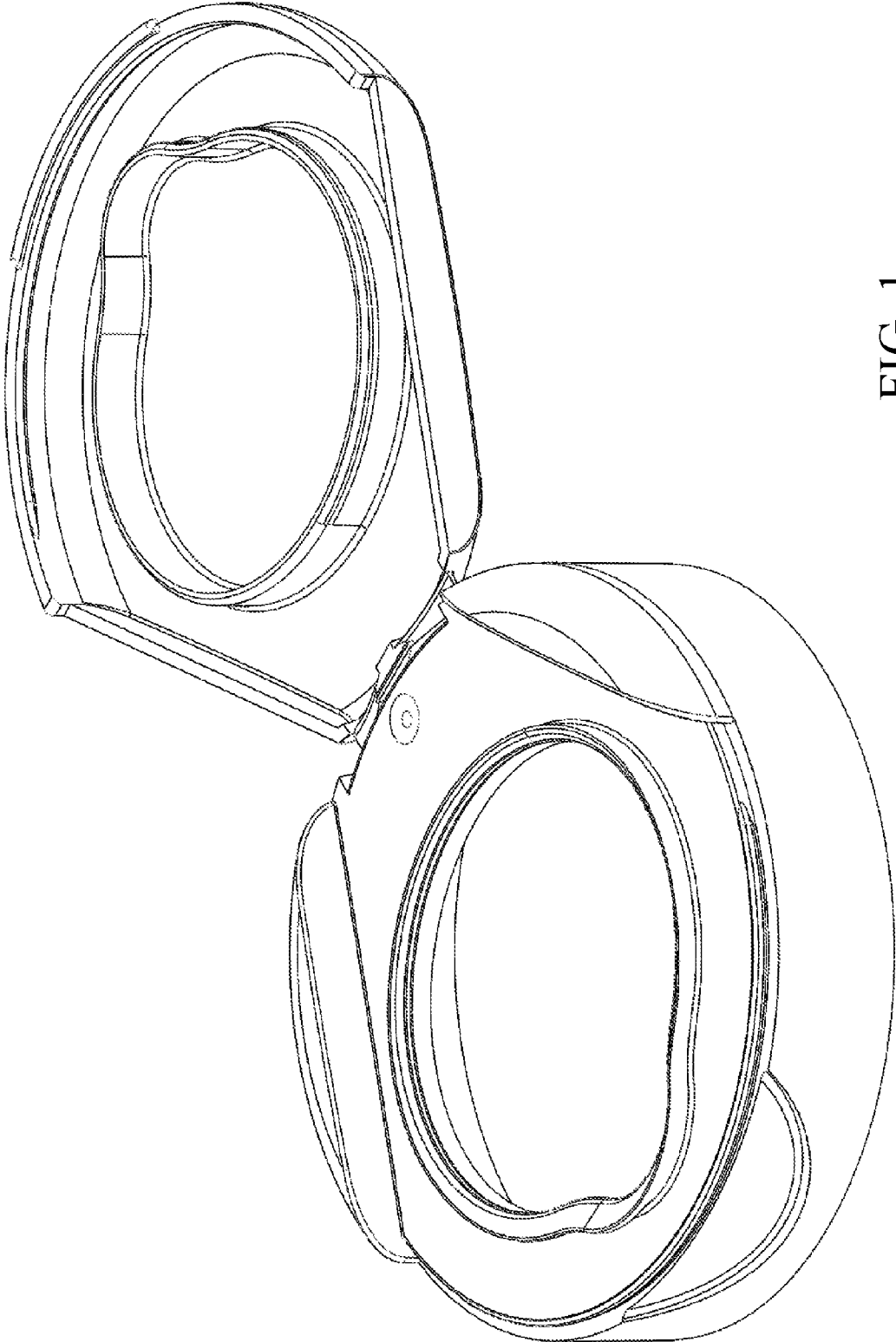


FIG. 1

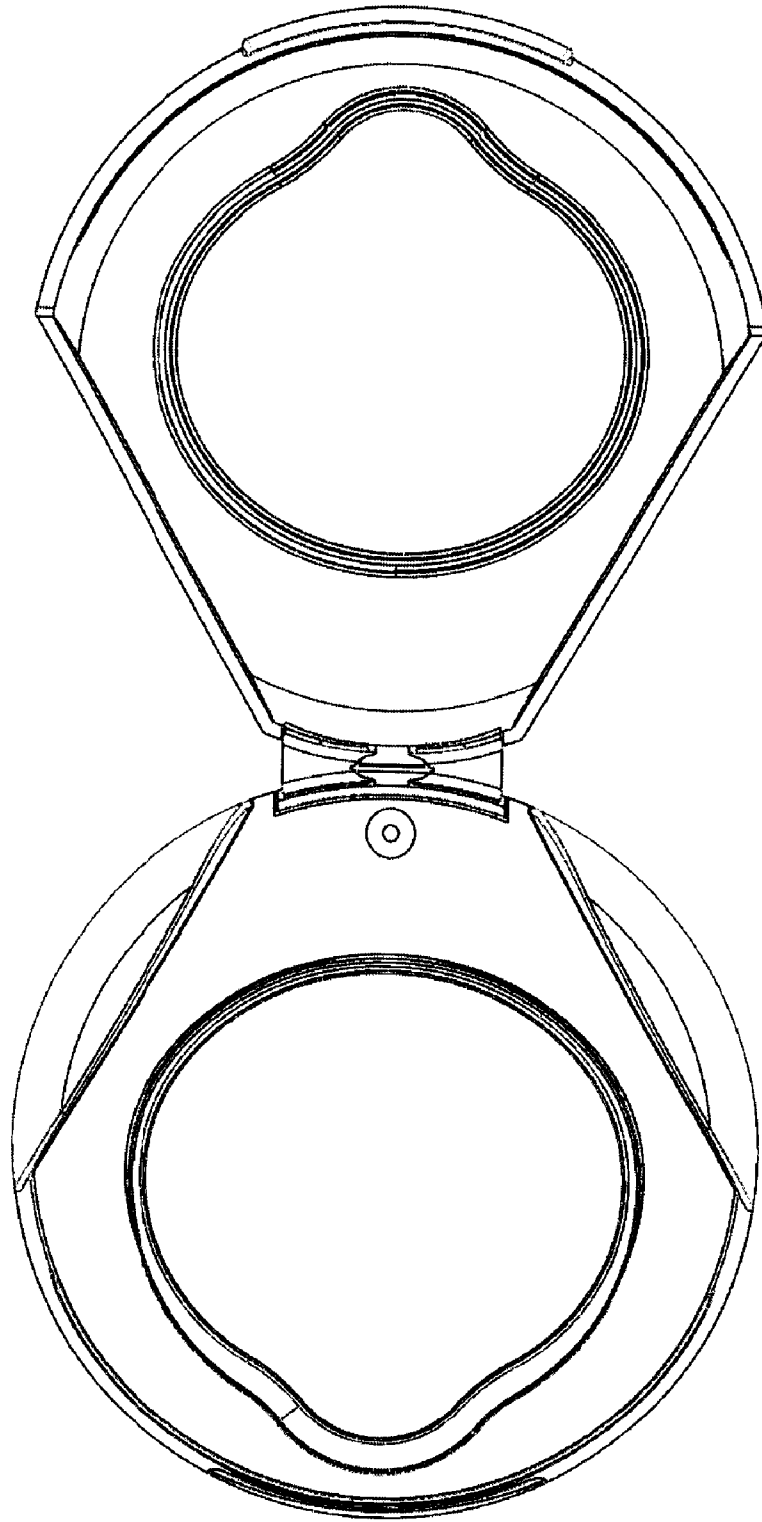


FIG. 2

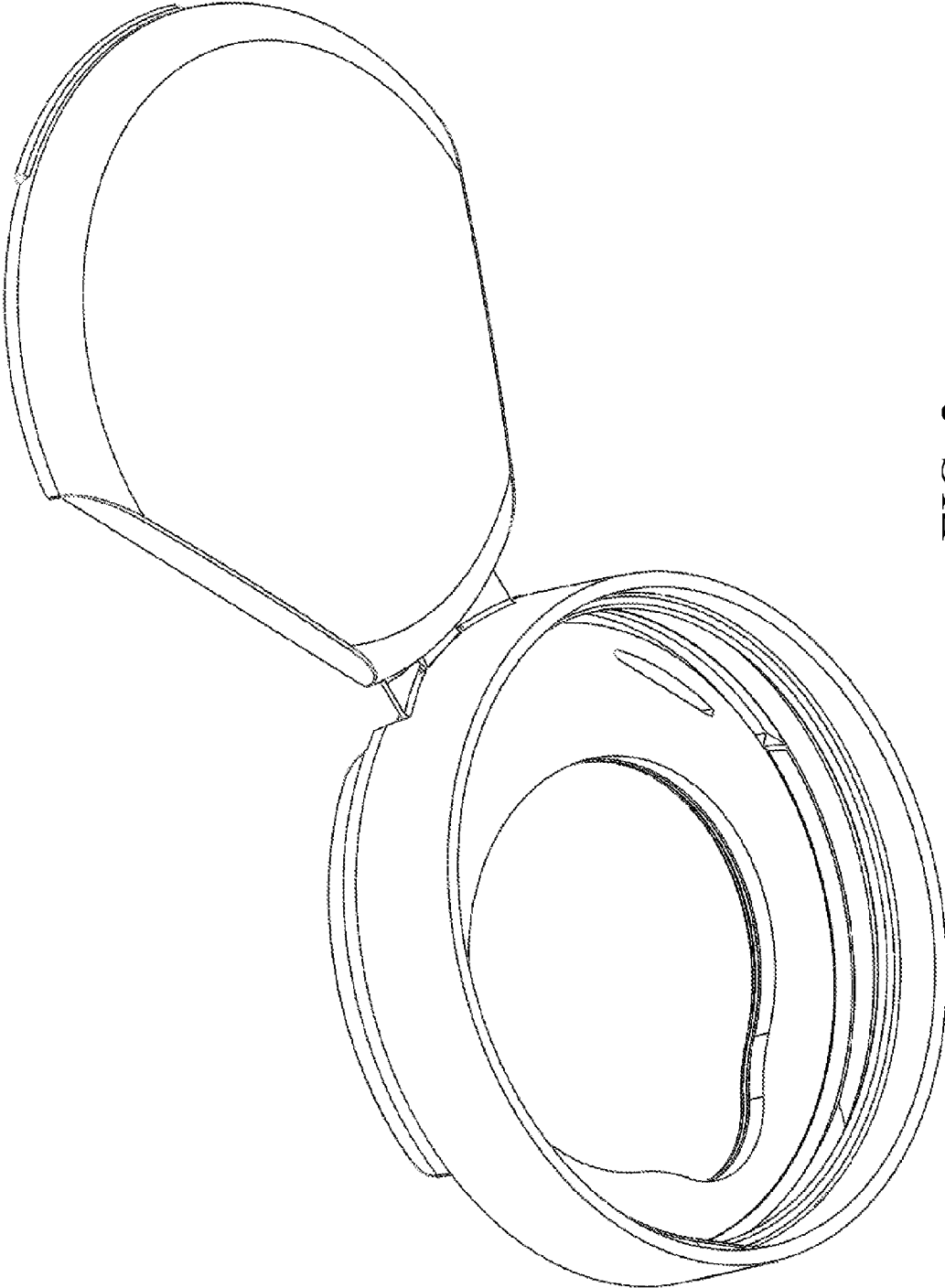


FIG. 3

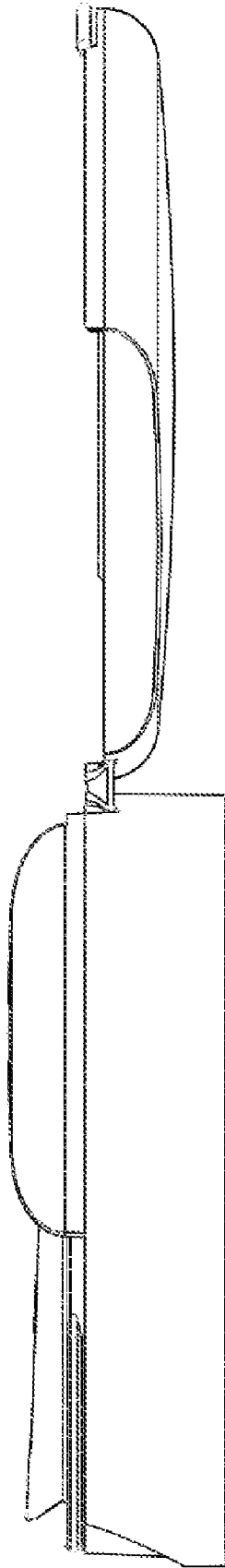


FIG. 4

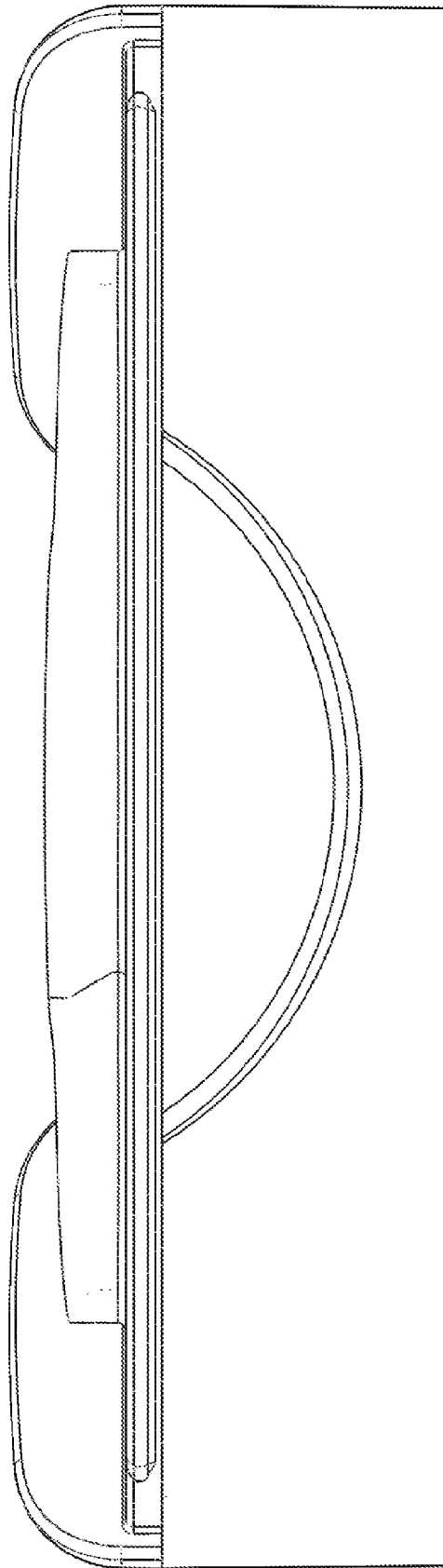


FIG. 5

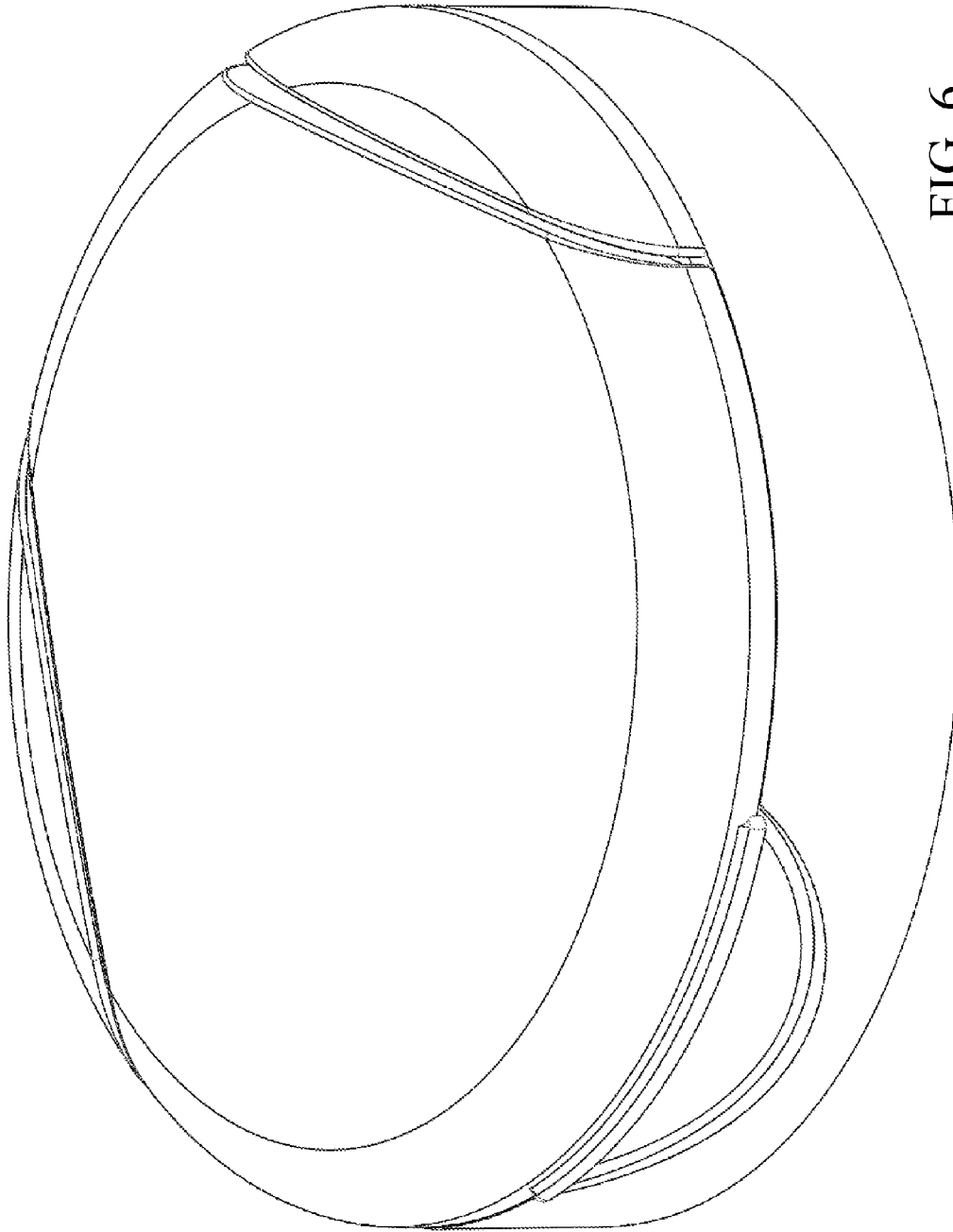


FIG. 6