



US00D604692S

(12) **United States Design Patent**
Ebiko et al.

(10) **Patent No.:** **US D604,692 S**

(45) **Date of Patent:** **** Nov. 24, 2009**

(54) **AUTOMOBILE TIRE**

(75) Inventors: **Masahiro Ebiko**, Hiratsuka (JP);
Hiroshi Tokizaki, Hiratsuka (JP)

(73) Assignee: **The Yokoyama Rubber Co., Ltd.**,
Tokyo (JP)

(**) Term: **14 Years**

(21) Appl. No.: **29/336,865**

(22) Filed: **May 11, 2009**

(30) **Foreign Application Priority Data**

Nov. 11, 2008 (JP) 2008-028860

(51) **LOC (9) Cl.** **12-15**

(52) **U.S. Cl.** **D12/587**

(58) **Field of Classification Search** D12/551-555,
D12/564-565, 568-603, 900-901; 152/209.1,
152/209.8-209.19, 209.25-209.28
See application file for complete search history.

(56) **References Cited**

U.S. PATENT DOCUMENTS

D442,526 S *	5/2001	Lassan et al.	D12/586
D500,984 S *	1/2005	Allison et al.	D12/588
D531,113 S *	10/2006	Dixon et al.	D12/587
D560,599 S *	1/2008	Dixon et al.	D12/587
D572,187 S *	7/2008	Himuro	D12/587
D579,865 S *	11/2008	Matsuyama et al.	D12/586
D583,310 S *	12/2008	Dixon et al.	D12/588
D584,680 S *	1/2009	Hutz	D12/586
D586,733 S *	2/2009	Shinohara	D12/588
D593,936 S *	6/2009	Maxwell	D12/587
D595,220 S *	6/2009	Maxwell	D12/590

FOREIGN PATENT DOCUMENTS

JP 883405 11/1993

JP	1003968	2/1998
JP	1003968-1	5/1998
JP	1189046	11/2003
JP	1279585	8/2006

* cited by examiner

Primary Examiner—Stacia Cadmus

(74) *Attorney, Agent, or Firm*—Greer, Burns & Crain, Ltd.

(57) **CLAIM**

The ornamental design for an automobile tire, as shown and described.

DESCRIPTION

FIG. 1 is a front view of the automobile tire, showing the new design, a top plan view and a bottom plan view thereof appearing the same as the front view;

FIG. 2 is a rear view of the automobile tire;

FIG. 3 is a left side view of the automobile tire;

FIG. 4 is a right side view of the automobile tire;

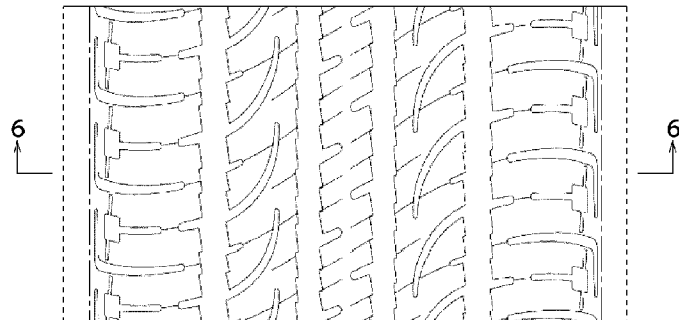
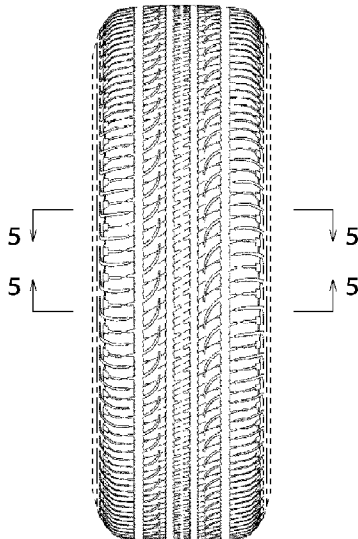
FIG. 5 is a fragmentary front view, showing in enlargement the portion of 5—5 in FIG. 1;

FIG. 6 is a cross-sectional view, taken on line 6—6 in FIG. 5; and,

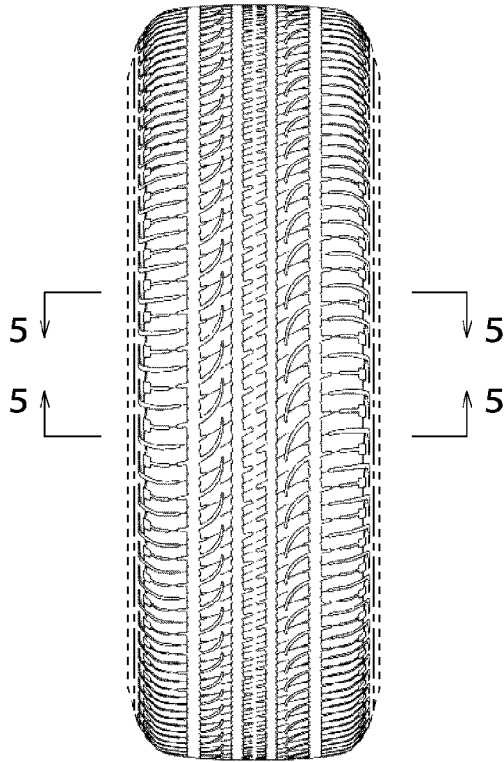
FIG. 7 is a perspective view of the automobile tire.

In the drawings, the broken lines represent environmental structure only and form no part of the claimed design; the claimed design being the tread pattern shown by solid lines, up to the peripheral boundary between the tread and the sidewall of the article, represented by dash-dotted lines. A top plan view and a bottom plan view appears the same as the front view.

1 Claim, 4 Drawing Sheets



F i g . 1



F i g . 2

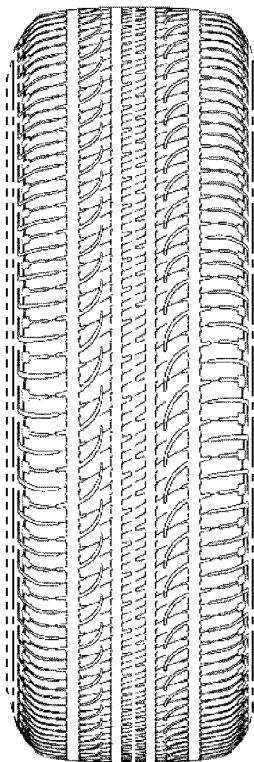


Fig. 3



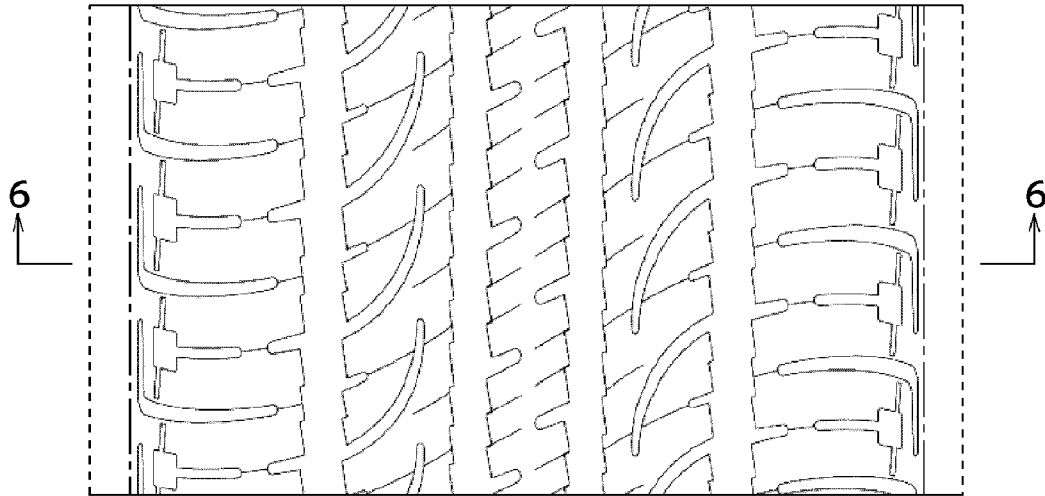


Fig. 4



F i g . 5



F i g . 6




Fig. 7

