

A&A Ref: 149804

PUBLICATION PARTICULARS AND ABSTRACT
(Section 32(3)(a) - Regulations 22(1)(g) and 31)

21	01	PATENT APPLICATION NO	22	LOGGING DATE	43	ACCEPTANCE DATE
----	----	-----------------------	----	--------------	----	-----------------

2004/1885

8 March 2004

17.5.05

51	INTERNATIONAL CLASSIFICATION	NOT FOR PUBLICATION
----	------------------------------	---------------------

C10G

CLASSIFIED BY: **ISA**

71	FULL NAME(S) OF APPLICANT(S)
----	------------------------------

Catalytic Distillation Technologies

72	FULL NAME(S) OF INVENTOR(S)
----	-----------------------------

PODREBARAC, Gary G.

EARLIEST PRIORITY CLAIMED	COUNTRY	NUMBER	DATE
	33 US	31 09/965,758	32 28 September 2001

NOTE: The country must be indicated by its International Abbreviation - see schedule 4 of the Regulations

54	TITLE OF INVENTION
----	--------------------

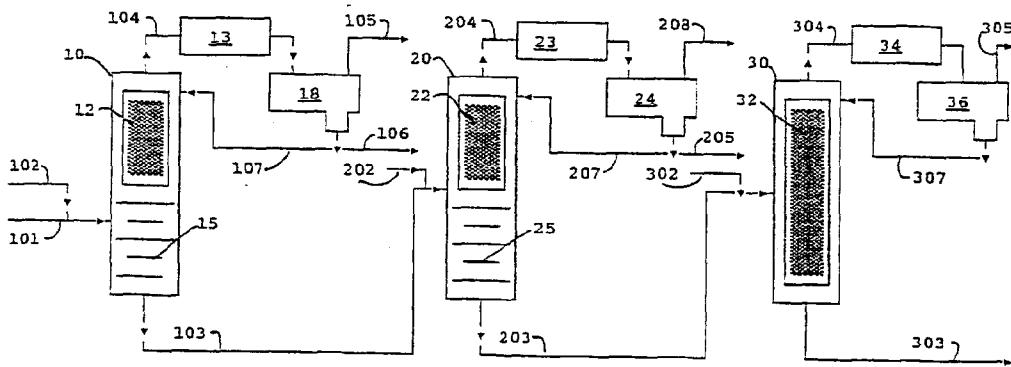
Process for the desulfurization of FCC naphtha

57	ABSTRACT (NOT MORE THAN 150 WORDS)
----	------------------------------------

NUMBER OF SHEETS	29
------------------	-----------

The sheet(s) containing the abstract is/are attached.

If no classification is furnished, Form P.9 should accompany this form.
The figure of the drawing to which the abstract refers is attached.



Abstract: A process for concurrently fractionating and hydrotreating of a full range naphtha stream (101) which is subjected to a first distillation column reactor (10) wherein mercaptans and diolefins in the naphtha are reacted in the presence of catalyst and hydrogen to form sulfur products and a distillate product and to provide an overhead fraction (104) and a heavier bottom naphtha (103) which is then passed into a second distillation column reactor to produce a bottom fraction (203) which is then contacted with a hydrodesulfurization catalyst in either a third distillation column reactor or in a single pass reactor to produce treated naphtha.

PROCESS FOR THE DESULFURIZATION OF FCC NAPHTHA

BACKGROUND OF THE INVENTION

Field of the Invention

The present invention relates to a process for the desulfurization of a full boiling range fluid catalytic cracked naphtha. More particularly the present invention employs catalytic distillation steps which reduce sulfur to very low levels, makes more efficient use of hydrogen and causes less olefin hydrogenation for a full boiling range naphtha stream.

Related Information

Petroleum distillate streams contain a variety of organic chemical components. Generally the streams are defined by their boiling ranges which determines the composition. The processing of the streams also affects the composition. For instance, products from either catalytic cracking or thermal cracking processes contain high concentrations of olefinic materials as well as saturated (alkanes) materials and polyunsaturated materials (diolefins). Additionally, these components may be any of the various isomers of the compounds.

The composition of untreated naphtha as it comes from the crude still, or straight run naphtha, is primarily influenced by the crude source. Naphthas from paraffinic crude sources have more saturated straight chain or cyclic compounds. As a general rule most of the "sweet" (low sulfur) crudes and naphthas are paraffinic. The naphthenic crudes contain more unsaturates and cyclic and polycyclic compounds. The higher sulfur content crudes tend to be naphthenic. Treatment of the different straight run naphthas may be slightly different depending upon their composition due to crude source.

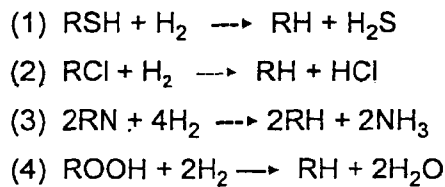
Reformed naphtha or reformate generally requires no further treatment except perhaps distillation or solvent extraction for valuable aromatic product removal. Reformed naphthas have essentially no sulfur contaminants due to the severity of their pretreatment for the process and the process itself.

Cracked naphtha as it comes from the catalytic cracker has a relatively high octane number as a result of the olefinic and aromatic compounds contained therein. In some cases this fraction may contribute as much as half of the gasoline in the

refinery pool together with a significant portion of the octane.

Catalytically cracked naphtha (gasoline boiling range material) currently forms a significant part ($\approx 1/3$) of the gasoline product pool in the United States and it provides the largest portion of the sulfur. The sulfur impurities may require removal, usually by hydrotreating, in order to comply with product specifications or to ensure compliance with environmental regulations. Some users wish the sulfur of the final product to be below 50 wppm.

The most common method of removal of the sulfur compounds is by hydrodesulfurization (HDS) in which the petroleum distillate is passed over a solid particulate catalyst comprising a hydrogenation metal supported on an alumina base. Additionally copious quantities of hydrogen are included in the feed. The following equations illustrate the reactions in a typical HDS unit:



Typical operating conditions for the HDS reactions are:

Temperature, °F	600-780
Pressure, psig	600-3000
H ₂ recycle rate, SCF/bbl	1500-3000
Fresh H ₂ makeup, SCF/bbl	700-1000

After the hydrotreating is complete the product may be fractionated or simply flashed to release the hydrogen sulfide and collect the now desulfurized naphtha. The loss of olefins by incidental hydrogenation is detrimental by the reduction of the octane rating of the naphtha and the reduction in the pool of olefins for other uses.

In addition to supplying high octane blending components the cracked naphthas are often used as sources of olefins in other processes such as etherifications. The conditions of hydrotreating of the naphtha fraction to remove sulfur will also saturate some of the olefinic compounds in the fraction reducing the octane and causing a loss of source olefins.

Various proposals have been made for removing sulfur while retaining the

more desirable olefins. Since the olefins in the cracked naphtha are mainly in the low boiling fraction of these naphthas and the sulfur containing impurities tend to be concentrated in the high boiling fraction the most common solution has been prefractionation prior to hydrotreating. The prefractionation produces a light boiling range naphtha which boils in the range of C_5 to about 250°F and a heavy boiling range naphtha which boils in the range of from about 250-475 °F.

The predominant light or lower boiling sulfur compounds are mercaptans while the heavier or higher boiling compounds are thiophenes and other heterocyclic compounds. The separation by fractionation alone will not remove the mercaptans. However, in the past the mercaptans have been removed by oxidative processes involving caustic washing. A combination oxidative removal of the mercaptans followed by fractionation and hydrotreating of the heavier fraction is disclosed in U.S. patent 5,320,742. In the oxidative removal of the mercaptans the mercaptans are converted to the corresponding disulfides.

U.S. Pat. No. 5,597,476 discloses a two step process in which naphtha is fed to a first distillation column reactor which acts as a depentanizer or dehexanizer with the lighter material containing most of the olefins and mercaptans being boiled up into a first distillation reaction zone where the mercaptans are reacted with diolefins to form sulfides which are removed in the bottoms along with any higher boiling sulfur compounds. The bottoms are subjected to hydrodesulfurization in a second distillation column reactor where the sulfur compounds are converted to H_2S and removed.

In the present invention it has been discovered that during processing if the H_2S is not removed from the catalyst zones quickly problems arise. The H_2S can recombine to form mercaptans thus increasing the amount of sulfur in the product. Also the presence of H_2S can cause more of the olefins to be saturated losing octane and consuming hydrogen.

It is an advantage of the present invention that a full boiling range naphtha stream is hydrodesulfurized by splitting it into boiling range fractions which are treated to simultaneously hydrodesulfurize and fractionate the fractions. It is a further advantage of the present invention that the sulfur may be removed from the light portion of the stream to a heavier portion of the stream without any substantial

loss of olefins. It is a particular feature of the present invention that substantially all of the sulfur contained in the naphtha is ultimately converted to H_2S which is quickly removed from the catalyst zones and easily distilled away from the hydrocarbons minimizing production of recombinant mercaptans and with reduced hydrogenation of olefins.

SUMMARY OF THE INVENTION

Briefly in the present invention subjects a full boiling range naphtha stream containing organic sulfur compounds and diolefins is fractionated in a first distillation column reactor by boiling a portion of the stream containing lower boiling organic sulfur compounds, generally mercaptans and diolefins into contact with a Group VIII metal hydrogenation catalyst under conditions to form sulfides. A lower boiling portion of the stream, having a reduced amount of organic sulfur compounds and diolefins is recovered as light naphtha overheads. The sulfides formed by the reaction of the mercaptans and diolefins are higher boiling and are removed from the column in a heavier bottoms. The heavier bottoms comprise that portion of the streams not removed as overheads. Although hydrogen is present in this column, it is present in an amount to maintain the catalyst in the hydride form for the sulfide reaction and very little of the olefins present are hydrogenated. Furthermore, the presence of diolefins in this fraction deters olefin hydrogenation, since the diolefins are preferentially hydrogenated.

The heavier bottoms and hydrogen are fed to a second distillation column reactor, where the heavier bottoms are fractionated into an intermediate naphtha portion and a heavy naphtha portion. The organic sulfur compounds in the intermediate naphtha portion are brought into contact with hydrogen in the presence of a hydrodesulfization catalyst under conditions to convert the organic sulfur compounds to H_2S which is removed with the intermediate naphtha portions as an intermediate naphtha overheads. Higher boiling organic sulfur compounds originally present in the stream and the sulfides produced in the first column are removed with a heavy naphtha portion as bottoms.

The heavy naphtha and hydrogen are preferably fed to a third distillation column reactor where the entire heavy naphtha portion is contacted with hydrodesulfurization catalyst under conditions to convert the remaining organic sulfur

compounds and the sulfides formed in the first distillation column reactor into H₂S which is removed as overheads while the heavy naphtha is removed as bottoms.

The advantage of this process is that the separation of the heavies from the first column into two fractions which are separately hydrodesulfurized, results in the intermediate naphtha portion not being subjected to contact with the H₂S liberated from the heavy naphtha portion and the H₂S is more quickly removed from contact with the catalyst. Quicker removal of the H₂S from the reaction zone reduces the opportunity for the recombination to occur.

It can be appreciated that three distillation column reactors produces a substantial improvement in sulfur removal, however if even greater reduction is required, division of the full boiling range naphtha into smaller fractions for hydrodesulfurization in more than two columns will produce further reduction of organic sulfur compounds. The use of more than two distillation column reactors for hydrodesulfurization of portions of the heavies bottoms from the first column is contemplated as within the present invention.

As used herein the term "distillation column reactor" means a distillation column which also contains catalyst such that reaction and distillation are going on concurrently in the column. In a preferred embodiment the catalyst is prepared as a distillation structure and serves as both the catalyst and distillation structure.

The sulfur compounds produced in the first distillation column reactor by the reaction of mercaptans and diolefins are organic sulfur compounds, however, for the purposes of describing and claiming the present invention the organic sulfur compounds, other than mercaptans, contained in the full boiling range naphtha stream feed to the present process are designated as "organic sulfur compounds" and the sulfur compounds produced by the reaction mercaptans and diolefins are designated as "sulfides". The term "sulfur compounds" is used herein to generically include the mercaptans, sulfides and organic sulfur compounds.

BRIEF DESCRIPTION OF THE DRAWINGS

FIG. 1 is a flow diagram in schematic form of the preferred embodiment of the invention.

FIG. 2 is a flow diagram in schematic form of the embodiment of the invention utilizing a fixed bed hydrodesulfurization reactor in place of a distillation column

reactor to treat the heavy naphtha.

DETAILED DESCRIPTION OF THE INVENTION

The feed to the process comprises a sulfur-containing petroleum fraction from a fluidized bed catalytic cracking unit (FCCU) which boils in the gasoline boiling range (C_5 to 420 °F). Generally the process is useful on the naphtha boiling range material from catalytic cracker products because they contain the desired olefins and unwanted sulfur compounds. Straight run naphthas have very little olefinic material, and unless the crude source is "sour", very little sulfur.

The sulfur content of the catalytically cracked fractions will depend upon the sulfur content of the feed to the cracker as well as the boiling range of the selected fraction used as feed to the process. Lighter fractions will have lower sulfur contents than higher boiling fractions. The front end of the naphtha contains most of the high octane olefins but relatively little of the sulfur. The sulfur components in the front end are mainly mercaptans and typical of those compounds are: methyl mercaptan (b.p. 43°F), ethyl mercaptan (b.p. 99°F), n-propyl mercaptan (b.p. 154°F), iso-propyl mercaptan (b.p. 135-140°F), iso-butyl mercaptan (b.p. 190°F), tert-butyl mercaptan (b.p. 147°F), n-butyl mercaptan (b.p. 208°F), sec-butyl mercaptan (b.p. 203°F), iso-amyl mercaptan (b.p. 250°F), n-amyl mercaptan (b.p. 259°F), α -methylbutyl mercaptan (b.p. 234°F), α -ethylpropyl mercaptan (b.p. 293°F), n-hexyl mercaptan (b.p. 304°F), 2-mercapto hexane (b.p. 284°F), and 3-mercapto hexane (b.p. 135°F). Typical sulfur compounds found in the heavier boiling fraction include the heavier mercaptans, thiophenes sulfides and disulfides.

The reaction of organic sulfur compounds in a refinery stream with hydrogen over a catalyst to form H_2S is typically called hydrodesulfurization. Hydrotreating is a broader term which includes saturation of olefins and aromatics and the reaction of organic nitrogen compounds to form ammonia. However hydrodesulfurization is included and is sometimes simply referred to as hydrotreating.

The lower boiling portion of the naphtha which contains most of the olefins is therefore not subjected to hydrodesulfurization catalyst but to a less severe treatment wherein the mercaptans contained therein are reacted with diolefins contained therein to form sulfides (thioetherification) which are higher boiling and can be removed with the heavier naphtha. The catalyst is placed in the upper portion of

a first naphtha splitter such that only the LCN is subjected to the catalyst.

CATALYSTS

Catalysts which are useful in either of the reactions utilized in the invention include the Group VIII metals. Generally the metals are deposited as the oxides on an alumina support. In the first column the catalysts are characterized as hydrogenation catalysts. The reaction of the diolefins with the sulfur compounds is selective over the reaction of hydrogen with olefinic bonds. The preferred catalysts are palladium and/or nickel or dual bed as shown in U.S. Pat. No. 5,595,643, which is incorporated herein by reference, since in the first column the sulfur removal is carried out with the intention to preserve the olefins. Although the metals are normally deposited as oxides, other forms may be used. The nickel is believed to be in the sulfide form during the hydrogenation.

In the second and subsequent columns, it is the purpose of the catalyst to destroy the sulfur compounds to produce a hydrocarbon stream containing H₂S which is easily separated from the heavier components therein. In the second and subsequent columns the concern for the olefins is not as great, since the olefins have largely been separated as overheads in the first column. The focus of these later columns is to carry out destructive hydrogenation of the sulfides and other organic sulfur compounds. For this purpose hydrodesulfurization catalysts comprising two metal oxides supported on an alumina base, wherein the metal oxides are chosen from the group consisting of molybdenum, cobalt, nickel, tungsten and mixtures thereof are preferred. More preferably molybdenum modified with nickel, cobalt, tungsten and mixtures thereof are the preferred catalyst.

The catalysts may be supported. The supports are usually small diameter extrudates or spheres. The catalyst are preferably prepared in the form of a catalytic distillation structure. The catalytic distillation structure must be able to function as catalyst and as mass transfer medium. The catalyst must be suitably supported and spaced within the column to act as a catalytic distillation structure. The catalytic distillation structure is able to function as catalyst and as mass transfer medium. The catalyst is preferably supported and spaced within the column to act as a catalytic distillation structure. Catalytic distillation structures useful for this purpose are disclosed in U.S. patents 4,731,229, 5,073,236, 5,431,890 and 5,266,546 which are

incorporated by reference.

THIOETHERIFICATION CATALYSTS

A suitable catalyst for the thioetherification reaction is 0.34 wt% Pd on 7 to 14 mesh Al_2O_3 (alumina) spheres, supplied by Süd-Chemie, designated as G-68C. Typical physical and chemical properties of the catalyst as provided by the manufacturer are as follows:

TABLE I

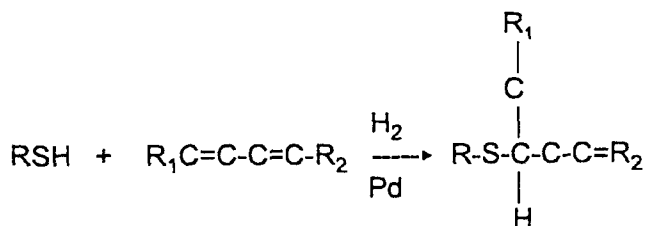
Designation	G-68C
Form	Sphere
Nominal size	7x14 mesh
Pd. wt%	0.3 (0.27-0.33)
Support	High purity alumina

The catalyst is believed to be the hydride of palladium which is produced during operation. The hydrogen rate to the reactor must be sufficient to maintain the catalyst in the active form because hydrogen is lost from the catalyst by hydrogenation, but kept below that which would cause flooding of the column which is understood to be the "effectuating amount of hydrogen " as that term is used herein. Generally the mole ratio of hydrogen to diolefins and acetylenes in the feed is at least 1.0 to 1.0 and preferably 2.0 to 1.0.

The thioetherification catalyst also catalyzes the selective hydrogenation of polyolefins contained within the light cracked naphtha and to a lesser degree the isomerization of some of the mono-olefins. Generally the relative rates of reaction for various compounds are in the order of from faster to slower:

- (1) reaction of diolefins with mercaptans
- (2) hydrogenation of diolefins
- (3) isomerization of the mono-olefins
- (4) hydrogenation of the mono-olefins.

The reaction of interest is the reaction of the mercaptans with diolefins. In the presence of the catalyst the mercaptans will also react with mono-olefins. However, there is an excess of diolefins to mercaptans in the light cracked naphtha feed and the mercaptans preferentially react with them before reacting with the mono-olefins. The equation of interest which describes the reaction is:



This may be compared to the HDS reaction described below which consumes hydrogen. The only hydrogen consumed in the removal of the mercaptans in the present invention is that necessary to keep the catalyst in the reduced "hydride" state. If there is concurrent hydrogenation of the dienes, then hydrogen will be consumed in that reaction.

HDS CATALYST

A preferable catalyst for the destructive hydrogenation of the sulfur compounds (hydrodesulfurization) is 58 wt% Ni on 8 to 14 mesh alumina spheres, supplied by Calcat, designated as E-475-SR. Typical physical and chemical properties of the catalyst as provided by the manufacturer are as follows:

TABLE I

Designation	E-475-SR
Form	Spheres
Nominal size	8x14 Mesh
Ni wt%	54
Support	Alumina

Catalyst which are useful for the hydrodesulfurization reaction include Group VIII metals such as cobalt, nickel, palladium, alone or in combination with other metals such as molybdenum or tungsten on a suitable support which may be alumina, silica-alumina, titania-zirconia or the like. Normally the metals are provided as the oxides of the metals supported on extrudates or spheres and as such are not generally useful as distillation structures.

The catalysts may additionally contain components from Group V and VIB metals of the Periodic Table or mixtures thereof. The use of the distillation system reduces the deactivation and provides for longer runs than the fixed bed hydrogenation units of the prior art. The Group VIII metal provides increased overall average activity. Catalysts containing a Group VIB metal such as molybdenum and

a Group VIII such as cobalt or nickel are preferred. Catalysts suitable for the hydrodesulfurization reaction include cobalt-molybdenum, nickel-molybdenum and nickel-tungsten. The metals are generally present as oxides supported on a neutral base such as alumina, silica-alumina or the like. The metals are reduced to the sulfide either in use or prior to use by exposure to sulfur compound containing streams.

The properties of a typical hydrodesulfurization catalyst are shown in Table I below.

TABLE I

Manufacture	Criterion Catalyst Co.
Designation	C-448
Form	Tri-lobe Extrudate
Nominal size	1.2 mm diameter
Metal, Wt. %	
Cobalt	2-5%
Molybdenum	5-20%
Support	Alumina

The catalyst typically is in the form of extrudates having a diameter of 1/8, 1/16 or 1/32 inches and an L/D of 1.5 to 10. The catalyst also may be in the form of spheres having the same diameters. In their regular form they form too compact a mass and are preferably prepared in the form of a catalytic distillation structure. The catalytic distillation structure must be able to function as catalyst and as mass transfer medium.

REACTION CONDITIONS

In the first distillation column reactor the pressure is maintained at about 0 to 250 psig with the corresponding temperature in the distillation reaction zone of between 130 to 300°F. Hydrogen partial pressures of 0.1 to 70 psia, more preferably 0.1 to 10 are used, with hydrogen partial pressures in the range of 0.5 to 50 psia giving optimum results.

Reaction conditions for HDS in a standard single pass fixed bed reactor are in the range of 500-700°F at pressures of between 400-1000 psig. Residence times expressed as liquid hourly space velocity are generally typically between 1.0 and 10.

The naphtha in the single pass fixed bed reaction may be in the liquid phase or gaseous phase depending on the temperature and pressure, with total pressure and hydrogen gas rate adjusted to attain hydrogen partial pressures in the 100-700 psia range. The operation of the single pass fixed bed hydrodesulfurization is otherwise well known in the art.

The conditions suitable for the hydrodesulfurization of naphtha in a distillation column reactor are very different than those in a standard trickle bed reactor, especially with regard to total pressure and hydrogen partial pressure. In the second column and subsequent columns a low total pressure in the range of 25 to less than 300 psig is required for the hydrodesulfurization and hydrogen partial pressure of less than 150 psi, preferably down to 0.1 psi can be employed preferably about 15 to 50 psi. The temperature in the distillation reaction zone is between 400 to 750 °F. Hydrogen for the second distillation column reactor is fed in the range of 0.5 to ten standard cubic feet (SCF) per pound of feed. Nominal liquid hourly space velocities (liquid volume of feed per unit volume of catalyst) in the second column are in the range of 1-5. Typical conditions in a reaction distillation zone (second and subsequent columns) of a naphtha hydrodesulfurization distillation column reactor are:

Temperature	450-700 °F
Total Pressure	75-300 psig
H ₂ partial pressure	6-75 psia
LHSV of naphtha	about 1-5
H ₂ rate	10-1000 SCFB

The operation of the distillation column reactor results in both a liquid and vapor phase within the distillation reaction zone. A considerable portion of the vapor is hydrogen while a portion is vaporous hydrocarbon from the petroleum fraction. Actual separation may only be a secondary consideration.

Without limiting the scope of the invention it is proposed that the mechanism that produces the effectiveness of the present process is the condensation of a portion of the vapors in the reaction system, which occludes sufficient hydrogen in the condensed liquid to obtain the requisite intimate contact between the hydrogen and the sulfur compounds in the presence of the catalyst to result in their

hydrogenation. In particular, sulfur species concentrate in the liquid while the olefins and H₂S concentrate in the vapor allowing for high conversion of the sulfur compounds with low conversion of the olefin species.

The result of the operation of the process in the distillation column reactor is that lower hydrogen partial pressures (and thus lower total pressures) may be used. As in any distillation there is a temperature gradient within the distillation column reactor. The temperature at the lower end of the column contains higher boiling material and thus is at a higher temperature than the upper end of the column. The lower boiling fraction, which contains more easily removable sulfur compounds, is subjected to lower temperatures at the top of the column which provides for greater selectivity, that is, less hydrocracking or saturation of desirable olefinic compounds. The higher boiling portion is subjected to higher temperatures in the lower end of the distillation column reactor to crack open the sulfur containing ring compounds and hydrogenate the sulfur.

In the present invention the aspect of the temperature gradient is presented in two ways. In the second column the catalyst zone is located in the upper portion of the column, thus the heavier materials, are not subjected to any catalytic reaction. In the third column as shown in the illustration the higher temperatures in the bottom of the column provide a more favorable environment for the destruction of the higher boiling sulfur compounds.

It is believed that in the present distillation column reaction is a benefit first, because the reaction is occurring concurrently with distillation, the initial reaction products and other stream components are removed from the reaction zone as quickly as possible reducing the likelihood of side reactions and reverse reactions. Second, because all the components are boiling the temperature of reaction is controlled by the boiling point of the mixture at the system pressure. The heat of reaction simply creates more boil up, but no increase in temperature at a given pressure. As a result, a great deal of control over the rate of reaction and distribution of products can be achieved by regulating the system pressure. A further benefit that this reaction may gain from distillation column reactions is the washing effect that the internal reflux provides to the catalyst thereby reducing polymer build up and coking.

Finally, the upward flowing hydrogen acts as a stripping agent to help remove the H₂S which is produced in the distillation reaction zone of the second and subsequent columns.

The catalyst is placed in the distillation column reactors such that the selected portion of the naphtha is contacted with the catalyst and treated to prevent the H₂S produced from further contact with the catalyst bed. The first naphtha splitter fractionates the naphtha into a light cracked naphtha (LCN) as overheads and a heavier stream as bottoms. The second splitter fractionates the bottoms from the first splitter into an intermediate cracked naphtha (ICN) as overheads and a heavy cracked naphtha (HCN) as bottoms.

In the first splitter catalyst is placed in the rectification section to react the mercaptans with diolefins to produce sulfides (thioetherification) which are removed in the bottoms with the heavier stream. In the second splitter the catalyst is also placed in the rectification section to catalytically react the organic sulfur boiling in the ICN range (including the sulfides produced in the first splitter) with hydrogen to produce H₂S. The H₂S is immediately removed in the overheads along with the ICN and is easily separated by flashing or further fractionation. The HCN from the second splitter is subjected to hydrodesulfurization in another distillation column reactor or a standard single pass fixed bed reactor.

The light naphtha, intermediate naphtha and heavy naphtha streams recovered from lines 106, 205 and 303 respectively may be recombined to a full boiling range naphtha having a total sulfur content of less than 50 ppm.

FIG. 1 shows the preferred embodiment of the invention. A full boiling range FCC naphtha and hydrogen is fed to the first distillation column reactor 10 via flow lines 101 and 102 respectively. The catalyst is in a form to act as distillation structure and contained in reaction distillation zone 12 in the upper or rectification section of the distillation column reactor 10. In the reaction distillation zone 12 substantially all of the mercaptans react with a portion of the diolefins to form higher boiling sulfides which are distilled downward into the stripping section 15 and removed as bottoms via line 103 along with the heavier material. A LCN boiling in the range of C₅ to 180°F is taken as overheads via flow line 104 and passed through condenser 13 where the condensable materials are condensed. The liquids are

collected in accumulator 18 where the gaseous materials, including any unreacted hydrogen, are separated and removed via flow line 105. The unreacted hydrogen may be recycled (not shown) if desired. The liquid distillate product is removed via flow line 106. Some of the liquid is returned to the column 10 as reflux via line 107.

The bottoms are fed to second distillation column reactor 20 via flow line 103 and hydrogen is fed via flow line 202. The second distillation column reactor also has a suitable catalyst bed 22 in the upper portion of the distillation column reactor 20. Organic sulfur compounds contained in the portion boiling upward into the catalyst bed 22 (including a portion or all of the sulfides from the first distillation column reactor 10) react with hydrogen to form H_2S which is immediately withdrawn as overheads along an intermediate boiling range naphtha, ICN (180-300°F) via flow line 204. It is important that the catalyst bed 22 be in the upper portion of the reactor 20 so that the H_2S produced can be immediately withdrawn with minimal contact with the catalyst to prevent production of recombinant mercaptans which might also exit with the overheads. The heaviest boiling material, HCN is withdrawn as bottoms via flow line 203. Stripping section 25 is provided to assure complete separation of the ICN and HCN and to assure stripping of any H_2S . The ICN and unreacted hydrogen and any lighter material produced in the reactor is passed through condenser 23 wherein the ICN is condensed and collected in receiver/separator 24. Product ICN is withdrawn from the receiver via flow line 205. A portion of the condensed ICN is returned to the distillation column reactor 20 as reflux via flow line 207. The uncondensed vapors containing H_2S and hydrogen are removed via flow line 208.

The bottoms from the second distillation column in flow line 203 may be fed to a third distillation column reactor 30 containing another bed 32 of hydrodesulfurization catalyst. Hydrogen is added via flow line 302. The organic sulfur contained in the HCN reacts with hydrogen in the bed 32 to form H_2S which is taken overheads. The overheads, also containing condensable liquid, is taken via flow line 304 and passed through partial condenser 34 wherein the liquid is condensed and collected in receiver separator 36. The uncondensed gases, including the H_2S and unreacted hydrogen are removed via flow line 305. All of the condensed liquid is returned as reflux to the third distillation column reactor via flow line 307. The HCN is removed as bottoms via flow line 303.

In FIG. 2 all of the components and steps are the same as in FIG. 1, except that the heavy naphtha 203 from distillation column reactor 20 enters a conventional fixed bed single pass HDS reactor 30a where the heavier sulfur compounds are contacted with a hydrodesulfurization bed 32a in concurrent flow with hydrogen 302. Selectivity to avoid hydrogenating olefins is not so important in this column, since most of the olefins have been previously removed in the first and second distillation column reactors. The treated heavies 303a are recovered and fractionated or sent to a flash drum 37 where H₂S is separated via line 305a from the heavy naphtha recovered in line 303.

The invention claimed is:

1. A process for the desulfurization of a full boiling range catalytically cracked naphtha comprising the steps of:

(a) feeding (1) a full boiling range cracked naphtha containing olefins, diolefins, mercaptans and other organic sulfur compounds and (2) hydrogen to a first distillation column reactor;

(b) concurrently in said first distillation column reactor

(i) contacting the diolefins and mercaptans in said full boiling range naphtha in the presence of a Group VIII metal catalyst in the rectification section of said distillation column reactor thereby reacting a portion of said mercaptans with a portion of the diolefins to form sulfide products and a distillate product comprising a light naphtha and

(ii) fractionating said full boiling range naphtha into said distillate product and a heavier naphtha, said heavier naphtha containing said other organic sulfur compounds and said sulfide product;

(c) removing said distillate product as a first overheads from said first distillation column reactor;

(d) removing said heavier naphtha from said first distillation column reactor as bottoms;

(e) feeding said bottoms and hydrogen to a second distillation column reactor;

(f) concurrently in said second distillation column reactor:

(i) contacting sulfur compounds comprising the other organic sulfur compounds in said heavier naphtha with hydrogen in the presence of a hydrodesulfurization catalyst in the rectification section of said second distillation column reactor to convert a portion of said other organic sulfur compounds to hydrogen sulfide, and

(ii) fractionating said heavier naphtha into an intermediate naphtha and a heavy naphtha;

(g) removing said intermediate naphtha and said hydrogen sulfide from said second distillation column reactor as a second overheads; and

(h) removing said heavy naphtha containing sulfur compounds comprising

said sulfides from said distillation column reactor as a second bottoms;

(i) feeding said second bottoms and hydrogen to a third distillation column reactor;

(j) concurrently in said third distillation column reactor:

(i) contacting sulfur compounds comprising said sulfides contained within said heavy naphtha with hydrogen in the presence of a hydrodesulfurization catalyst in said third distillation column reactor to convert a portion of said sulfides to hydrogen sulfide, and

(ii) fractionating said heavy naphtha to remove said hydrogen sulfide produced as overheads from said third distillation column reactor; and

(k) removing the heavy naphtha as bottoms from said third distillation column reactor.

2. The process according to claim 1 wherein said light naphtha has a boiling range of C₅ to about 180°F, said heavier naphtha has a boiling range of above 180°F, said intermediate naphtha has a boiling range of about 180°F to about 300°F and said heavy naphtha has a boiling range of above about 300°F.

3. The process according to claim 2 wherein said Group VIII metal catalyst comprises a supported nickel catalyst and said hydrodesulfurization catalyst comprises 2-5 wt% cobalt and 5-20 wt% molybdenum on an alumina support.

4. The process according to claim 1 wherein said Group VIII metal catalyst comprises a supported nickel catalyst.

5. The process according to claim 1 wherein said Group VIII metal catalyst comprises a supported palladium oxide catalyst.

6. The process according to claim 1 where substantially all of said mercaptans react with diolefins to form sulfides.

7. The process according to claim 1 wherein said hydro-desulfurization catalyst comprises 2-5 wt% cobalt and 5-20 wt% molybdenum on an alumina support.

8. The process according to claim 1 wherein the three naphtha products are recombined and the total sulfur content of the recombined product is less than 50 wppm.

9. A process for the desulfurization of a full boiling range catalytically cracked

naphtha comprising the steps of:

(a) feeding (1) a full boiling range cracked naphtha containing olefins, diolefins, mercaptans and other organic sulfur compounds and (2) hydrogen to a first distillation column reactor;

(b) concurrently in said first distillation column reactor

(i) contacting the diolefins and mercaptans contained within said full boiling range naphtha in the presence of a supported nickel catalyst in the rectification section of said distillation column reactor thereby reacting a portion of said mercaptans with a portion of the diolefins to form sulfide products and a distillate product comprising a light naphtha and

(ii) fractionating said full boiling range naphtha into said distillate product having a boiling range of C₅ to about 180°F and a heavier naphtha boiling above about 180°F, said heavier naphtha containing said other organic sulfur compounds and said sulfide product;

(c) removing said distillate product as a first overheads from said first distillation column reactor;

(d) removing said heavier naphtha from said first distillation column reactor as bottoms;

(e) feeding said bottoms and hydrogen to a second distillation column reactor;

(f) concurrently in said second distillation column reactor

(i) contacting sulfur compounds comprising the other organic sulfur compounds contained within said heavier naphtha with hydrogen in the presence of a hydrodesulfurization catalyst in the rectification section of said second distillation column reactor to convert a portion of said other organic sulfur compounds to hydrogen sulfide, and

(ii) fractionating said heavier naphtha into an intermediate naphtha having a boiling range of about 180°F to about 300°F and a heavy naphtha boiling above about 300°F;

(g) removing said intermediate naphtha containing sulfur compounds

comprising said sulfides and said hydrogen sulfide from said second distillation column reactor as a second overheads;

(h) removing said heavy naphtha from said distillation column reactor as a second bottoms;

(i) feeding said second bottoms and hydrogen to a third distillation column reactor;

(j) concurrently in said third distillation column reactor

(i) contacting sulfur compounds comprising said sulfides contained within said heavy naphtha with hydrogen in the presence of a hydrodesulfurization catalyst to convert a portion of said sulfides to hydrogen sulfide, and

(ii) fractionating said heavy naphtha to remove said hydrogen sulfide produced in step (j)(i);

(k) removing the hydrogen sulfide produced in step (j)(i) as overheads from said third distillation column reactor; and

(l) removing the heavy naphtha as bottoms from said third distillation column reactor.

10. The process according to claim 9 wherein said hydrodesulfurization catalyst comprises 2-5 wt% cobalt and 5-20 wt% molybdenum on an alumina support.

11. The process according to claim 9 wherein the three naphtha products are recombined and the total sulfur content of the recombined product is less than 50 wppm.

12. A process for the desulfurization of a full boiling range catalytically cracked naphtha comprising the steps of:

(a) feeding (1) a full boiling range cracked naphtha containing olefins, diolefins, mercaptans and other organic sulfur compounds and (2) hydrogen to a first distillation column reactor;

(b) concurrently in said first distillation column reactor

(i) contacting the diolefins and mercaptans in said full boiling range naphtha in the presence of a Group VIII metal catalyst in the rectification section of said distillation column reactor thereby reacting a portion of said mercaptans with a

portion of the diolefins to form sulfide products and a distillate product comprising a light naphtha and

(ii) fractionating said full boiling range naphtha into said distillate product and a heavier naphtha, said heavier naphtha containing said other organic sulfur compounds and said sulfide product;

(c) removing said distillate product as a first overheads from said first distillation column reactor;

(d) removing said heavier naphtha from said first distillation column reactor as bottoms;

(e) feeding said bottoms and hydrogen to a second distillation column reactor;

(f) concurrently in said second distillation column reactor

(i) contacting sulfur compounds comprising the other organic sulfur compounds in said heavier naphtha with hydrogen in the presence of a hydrodesulfurization catalyst in the rectification section of said second distillation column reactor to convert a portion of said other organic sulfur compounds to hydrogen sulfide, and

(ii) fractionating said heavier naphtha into an intermediate naphtha and a heavy naphtha;

(g) removing said intermediate naphtha and said hydrogen sulfide from said second distillation column reactor as a second overheads; and

(h) removing said heavy naphtha containing sulfur compounds comprising said sulfides from said distillation column reactor as a second bottoms;

(i) feeding said second bottoms and hydrogen to a single pass reactor;

(j) contacting sulfur compounds comprising said sulfides contained within said heavy naphtha with hydrogen in the presence of a hydrodesulfurization catalyst in said single pass reactor to convert a portion of said sulfides to hydrogen sulfide, and

(k) feeding said heavy naphtha and hydrogen sulfide to a unit wherein said heavy naphtha is separated from said hydrogen sulfide.

13. A process for the desulfurization of a full boiling range catalytically cracked naphtha comprising the steps of:

(a) feeding (1) a full boiling range cracked naphtha containing olefins, diolefins, mercaptans and other organic sulfur compounds and (2) hydrogen to a first distillation column reactor;

(b) concurrently in said first distillation column reactor

(i) contacting the diolefins and mercaptans in said full boiling range naphtha in the presence of a Group VIII metal catalyst in the rectification section of said distillation column reactor thereby reacting a portion of said mercaptans with a portion of the diolefins to form sulfide products and a distillate product and

(ii) fractionating said full boiling range naphtha into a light naphtha and a heavier naphtha, said heavier naphtha containing said other organic sulfur compounds and said sulfide product;

(c) removing said distillate product as a first overheads from said first distillation column reactor;

(d) removing said heavier naphtha from said first distillation column reactor as bottoms;

(e) feeding said bottoms and hydrogen to a second distillation column reactor;

(f) concurrently in said second distillation column reactor

(i) contacting sulfur compounds comprising the other organic sulfur compounds in said heavier naphtha with hydrogen in the presence of a hydrodesulfurization catalyst in the rectification section of said second distillation column reactor to convert a portion of said other organic sulfur compounds to hydrogen sulfide, and

(ii) fractionating said heavier naphtha into an intermediate naphtha having a boiling and a heavy naphtha;

(g) removing said intermediate naphtha and said hydrogen sulfide from said second distillation column reactor as a second overheads; and

(h) removing said heavy naphtha containing sulfur compounds comprising said sulfides from said distillation column reactor as a second bottoms.

FIG. 1

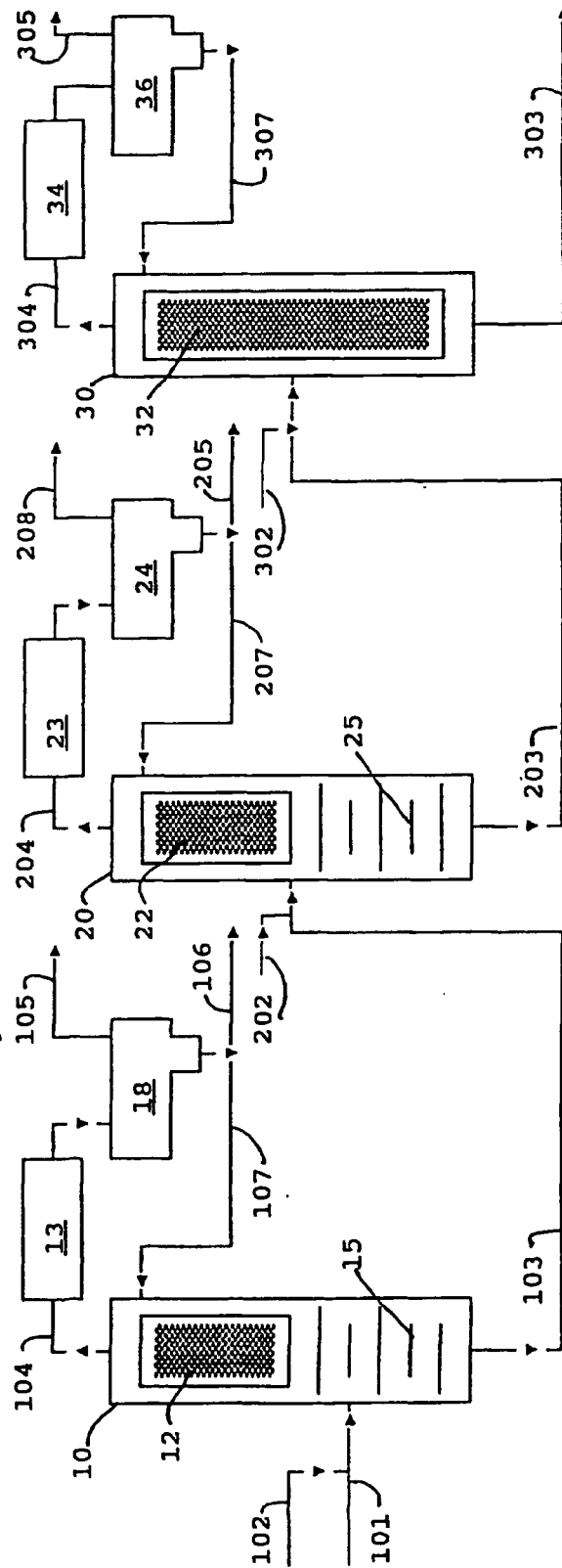


FIG. 2

