

[54] **HOUSING FOR COMMUNICATION EQUIPMENT**

[75] **Inventors:** Henry J. Mack, Jr., Levittown; John N. McGarvey, Drexel Hill, both of Pa.; Terrance J. Paas; Terry B. Prince, both of Indianapolis, Ind.; Michael P. Zambelli, Maplewood, N.J.

[73] **Assignee:** AT&T Information Systems Inc., Indianapolis, Ind.

[\*\*] **Term:** 14 Years

[21] **Appl. No.:** 787,858

[22] **Filed:** Oct. 16, 1985

[52] **U.S. Cl. ....** D14/2; D14/52

[58] **Field of Search ....** D14/1, 2, 3, 4, 5, 6, D14/71, 92, 99, 100, 77, 79, 80, 81, 83, 84, 52; 360/97, 99

[56] **References Cited**

**U.S. PATENT DOCUMENTS**

- D. 193,554 9/1962 Severson ..... D14/3
- D. 246,368 11/1977 Barnich ..... D14/40
- D. 256,117 7/1980 Polhemus ..... D14/2

- D. 260,092 8/1981 Bullock ..... D14/2
- D. 263,833 4/1982 Honjo ..... D14/79 X
- D. 264,712 6/1982 O'Leary ..... D14/1
- D. 264,713 6/1982 O'Leary ..... D14/1
- D. 277,754 2/1985 Becker et al. .... D14/84

**OTHER PUBLICATIONS**

Radio Shack, 1982 Catalog No. 341, p. 75, top right of page, Wireless FM Intercom.

*Primary Examiner*—Bernard Ansher  
*Assistant Examiner*—Theodore M. Shooman  
*Attorney, Agent, or Firm*—M. A. Morra

[57] **CLAIM**

The ornamental design for a housing for communication equipment, as shown and described.

**DESCRIPTION**

FIG. 1 is a top, front and right side perspective view of a housing for communication equipment showing our new design;  
FIG. 2 is a top plan view thereof;  
FIG. 3 is a front elevational view;  
FIG. 4 is a bottom plan view;  
FIG. 5 is a rear elevational view thereof; and  
FIG. 6 is a right side elevational view, the left side elevational view being substantially a mirror image.

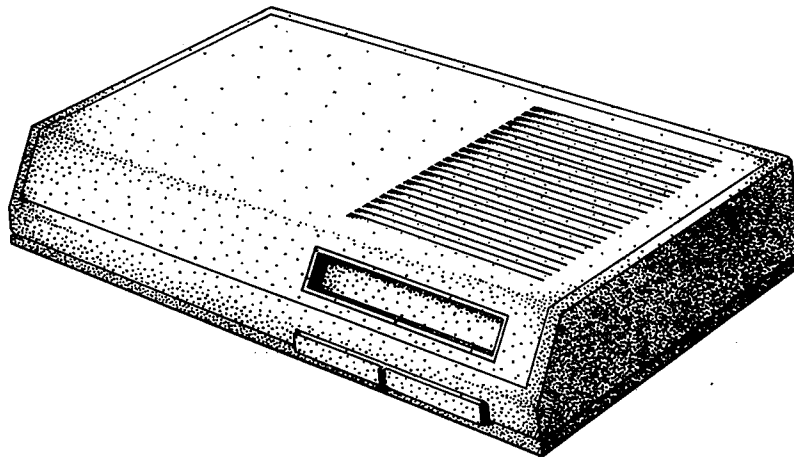


FIG. 1

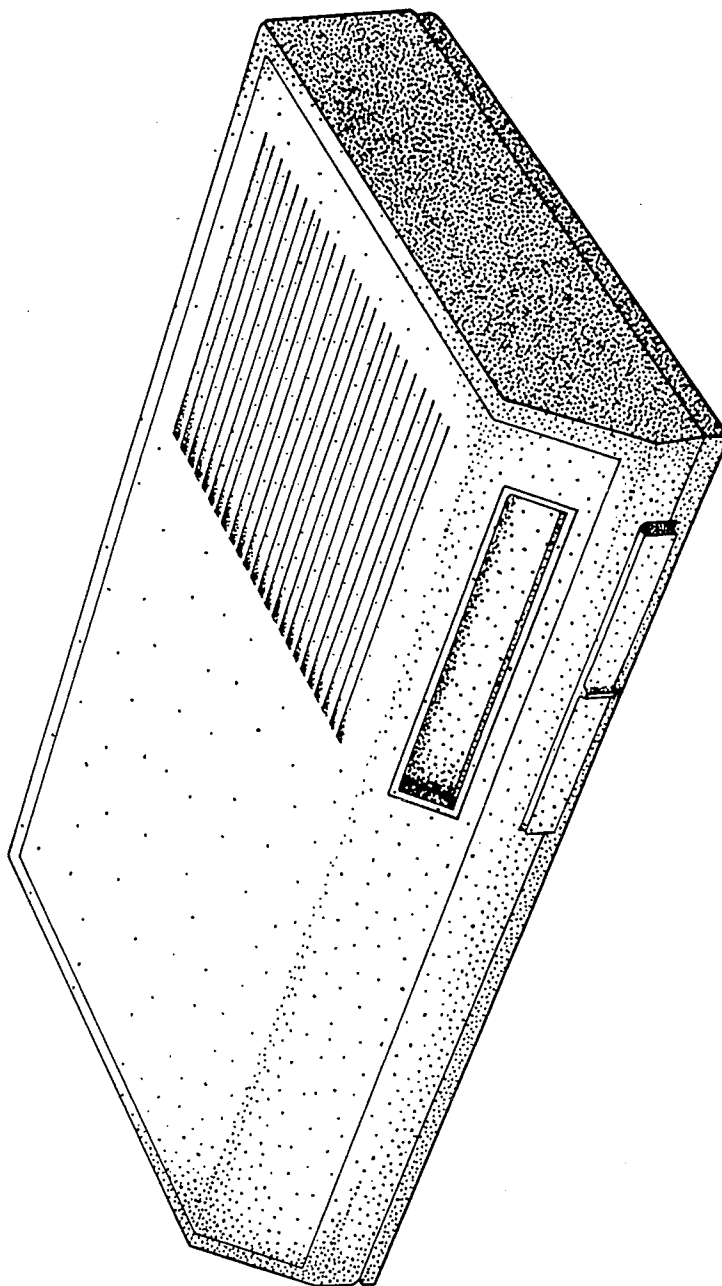


FIG. 2




FIG. 3

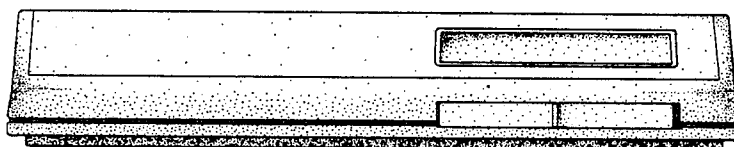


FIG. 4

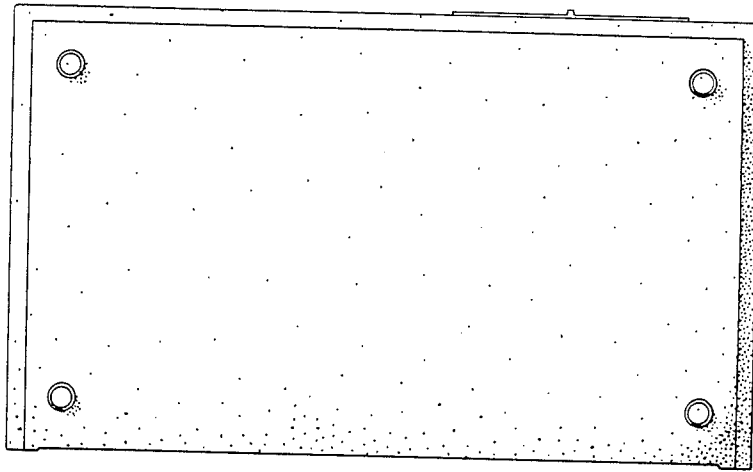


FIG. 5




FIG. 6

