



- (51) **International Patent Classification:**
C07D 401/12 (2006.01)
- (21) **International Application Number:**
PCT/IN2017/050086
- (22) **International Filing Date:**
9 March 2017 (09.03.2017)
- (25) **Filing Language:** English
- (26) **Publication Language:** English
- (30) **Priority Data:**
201641008975 15 March 2016 (15.03.2016) IN
- (71) **Applicant:** **NATCO PHARMA LIMITED** [IN/IN];
Natco House, Road No 2, Banjara Hills, Hyderabad
500034 (IN).
- (72) **Inventors:** **KONAKANCHI, Durga Prasad**; Natco
House, Road No 2, Banjara Hills, Hyderabad 500034 (IN).
PULA, Subba Rao; Natco House, Road No 2, Banjara
Hills, Hyderabad 500034 (IN). **PALLOORU, Muni Bhas-**
kar; Natco House, Road No 2, Banjara Hills, Hyderabad
500034 (IN). **SAMATHAM, Radha Rani**; Natco House,
Road No 2, Banjara Hills, Hyderabad 500034 (IN). **PILLI,**
Ramakrishna; Natco House, Road No 2, Banjara Hills,
Hyderabad 500034 (IN). **MADDULA, Lakshmana Viswa**
Venkata Pavan Kumar; Natco House, Road No 2, Ban-
jara Hills, Hyderabad 500034 (IN). **KARNAM, Sandeep**;
Natco House, Road No 2, Banjara Hills, Hyderabad
500034 (IN). **MUDDASANI, Pulla Reddy**; Natco House,
Road No 2, Banjara Hills, Hyderabad 500034 (IN). **AD-**
IBHATLA, Kali Satya Bhujanga Rao; Natco House,
Road No 2, Banjara Hills, Hyderabad 500034 (IN). **NAN-**

NAPANENI, Venkaiah Chowdary; Natco House, Road
No 2, Banjara Hills, Hyderabad 500034 (IN).

- (81) **Designated States** (*unless otherwise indicated, for every
kind of national protection available*): AE, AG, AL, AM,
AO, AT, AU, AZ, BA, BB, BG, BH, BN, BR, BW, BY,
BZ, CA, CH, CL, CN, CO, CR, CU, CZ, DE, DJ, DK, DM,
DO, DZ, EC, EE, EG, ES, FI, GB, GD, GE, GH, GM, GT,
HN, HR, HU, ID, IL, IN, IR, IS, JP, KE, KG, KH, KN,
KP, KR, KW, KZ, LA, LC, LK, LR, LS, LU, LY, MA,
MD, ME, MG, MK, MN, MW, MX, MY, MZ, NA, NG,
NI, NO, NZ, OM, PA, PE, PG, PH, PL, PT, QA, RO, RS,
RU, RW, SA, SC, SD, SE, SG, SK, SL, SM, ST, SV, SY,
TH, TJ, TM, TN, TR, TT, TZ, UA, UG, US, UZ, VC, VN,
ZA, ZM, ZW.

- (84) **Designated States** (*unless otherwise indicated, for every
kind of regional protection available*): ARIPO (BW, GH,
GM, KE, LR, LS, MW, MZ, NA, RW, SD, SL, ST, SZ,
TZ, UG, ZM, ZW), Eurasian (AM, AZ, BY, KG, KZ, RU,
TJ, TM), European (AL, AT, BE, BG, CH, CY, CZ, DE,
DK, EE, ES, FI, FR, GB, GR, HR, HU, IE, IS, IT, LT, LU,
LV, MC, MK, MT, NL, NO, PL, PT, RO, RS, SE, SI, SK,
SM, TR), OAPI (BF, BJ, CF, CG, CI, CM, GA, GN, GQ,
GW, KM, ML, MR, NE, SN, TD, TG).

Declarations under Rule 4.17:

— *of inventorship (Rule 4.17(iv))*

Published:

— *with international search report (Art. 21(3))*

— *before the expiration of the time limit for amending the
claims and to be republished in the event of receipt of
amendments (Rule 48.2(h))*



(54) **Title:** A MODIFIED PROCESS FOR THE PREPARATION OF CERITINIB AND AMORPHOUS FORM OF CERITINIB

(57) **Abstract:** The present invention is related to an improved process for the preparation of ceritinib with high yield and high purity. The present process is cost effective and feasible in large scale production also. The present invention also related to a stable amorphous form of ceritinib and its preparation. The present invention also relates to a process for the preparation of Crystalline form A of Ceritinib.

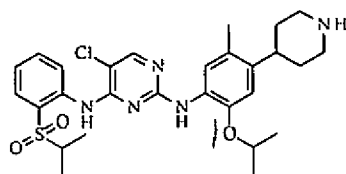
A MODIFIED PROCESS FOR THE PREPARATION OF CERITINIB AND AMORPHOUS FORM OF CERITINIB

Field of the Invention:

The present invention is related to an improved process for the preparation of Ceritinib with high purity and high yields. The present invention also relates to a stable amorphous polymorphic form of Ceritinib and its preparation. The present invention also relates to a process for the preparation of Crystalline form A of Ceritinib.

Background of the Invention:

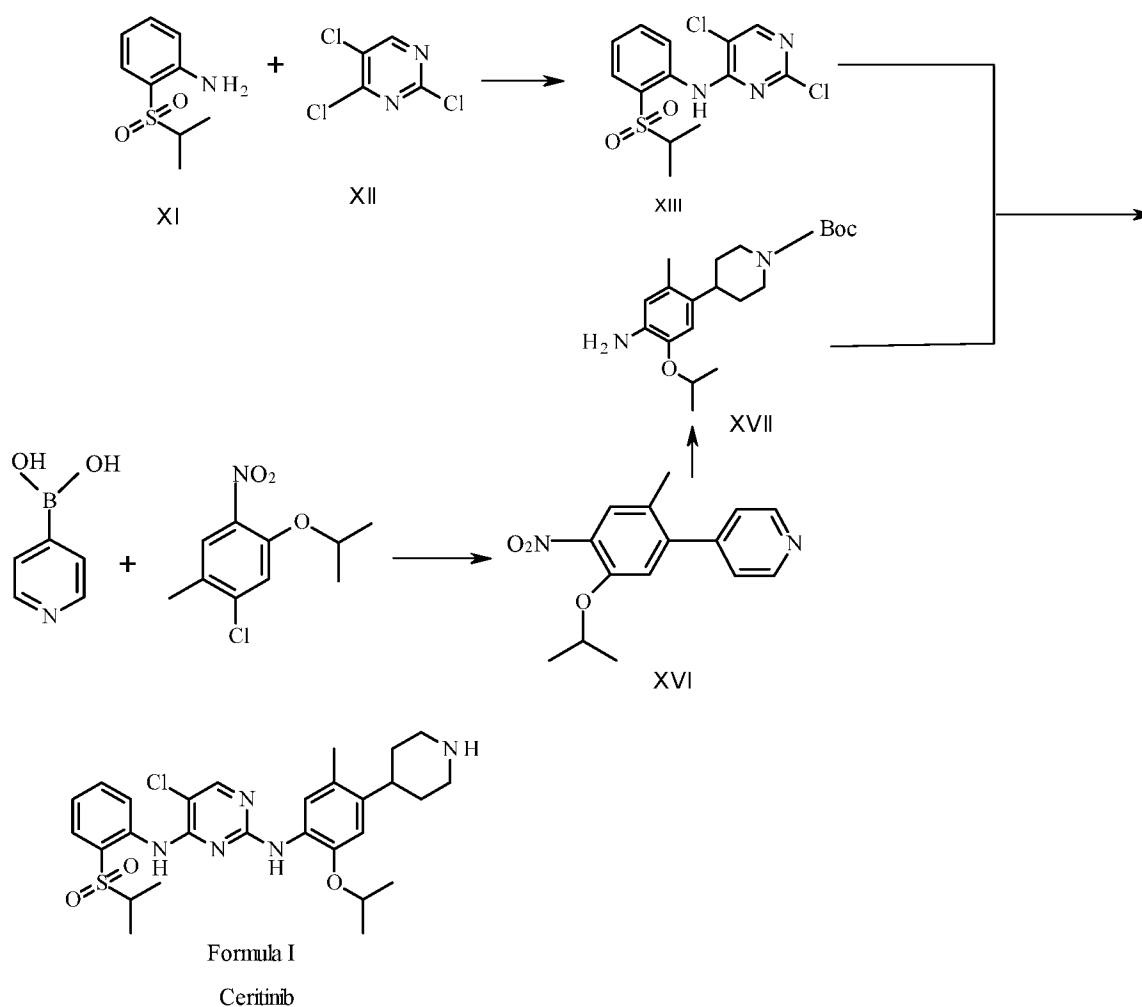
Ceritinib is a kinase inhibitor indicated for the treatment of patients with anaplastic lymphoma kinase (ALK)-positive metastatic non-small cell lung cancer (NSCLC). Ceritinib is chemically known as 5-Chloro-N4-[2-[(1-methylethyl) sulfonyl] phenyl]-N2-[5-methyl-2-(1-methylethoxy)-4-(4-piperidinyl) phenyl]-2,4-pyrimidinediamine and structurally represented as below.



Formula 1
Ceritinib

Ceritinib was disclosed in US8039479 and marketed as ZYKADIA[®]. US 479 patent disclosed preparation of ceritinib, wherein 2,4,5-trichloro-pyrimidine (XII) is reacted with 2-(isopropylsulfonyl) aniline (XI) to get 2,5-dichloro-N-(2-(isopropyl sulfonyl) phenyl) pyrimidin-4-amine (XIII) and 4-pyridine boronic acid is reacted with 2-chloro-4-isopropoxy-5-nitro-toulene to get 4-(5-isopropoxy-2-methyl-4-nitro-phenyl)-pyridine (XVI), then it is treated with TFA and PtO₂ the reaction mixture was stirred and concentrated after workup to get residue. After concentration the crude was dissolved in dichloromethane and TEA and Boc₂O was added to get 4-(4-amino-5-isopropoxy-2-methyl-phenyl)-piperidine-1-carboxylic acid tert-butyl ester (XVII).

2,5-dichloro-N-(2-(isopropyl sulfonyl) phenyl) pyrimidin-4-amine (XIII) and 4-(4-amino-5-isopropoxy-2-methyl-phenyl)-piperidine-1-carboxylic acid tert-butyl ester (XVII) were reacted in presence of palladium acetate and Cs₂CO₃ in THF solvent in a sealed reaction vessel heated with microwave irradiation. After concentration the crude product was purified by silica gel chromatography to give boc protected Ceritinib and this product was dissolved in dichloromethane and TFA and HCl is added causing the product HCl salt to precipitate. The schematic representation is as shown in below scheme-1.



US9309229 patent discloses the crystalline form A and B of ceritinib. Wherein form A was prepared by reacting 2-isopropoxy-5-methyl-4-(piperidin-4-yl) aniline dihydrochloride and 2,5-dichloro-N-(2 - (isopropyl sulfonyl)phenyl)pyrimidin-4 -

amine in presence of 2-propanol and the mixture was heated to get 5-chloro-N-(2-isopropoxy-5-methyl-4-(piperidin-4-ylphenyl)-N-2-(isopropylsulfonyl)phenyl)-2,4-diamine di-hydrochloride and this dihydrochloride salt was recrystallized using acetone: water.

Further to 5-chloro-N-(2-isopropoxy-5-methyl-4-(piperidin-4-yl) phenyl)-N-(2-(isopropyl sulfonyl) phenyl)-2, 4-diamine di-hydrochloride, acetone: water (3:1, v/v) was added at ambient temperature. The mixture was heated to 55 ± 3 °C in about 20 minutes to obtain a clear solution. The hot solution was filtered and acetone and water was added to the mixture. While heating was maintained, aqueous NaOH solution was added over a period and the reaction mixture was maintained at 55 ± 3 °C for an additional 2 hours to yield an off-white slurry. The slurry was cooled to 20 ± 3 °C over a period of about 45 minutes and deionized (DI) water was added over about 30 minutes and the off-white slurry was stirred at 20 ± 3 °C for 1 hour. The slurry was filtered and rinsed with DI water. The wet cake was dried about 17 hours in a vacuum oven at 50 ± 3 °C and 10 mbar under a N₂ purge to yield form A of Ceritinib.

Wherein form B was prepared as Ceritinib was dissolved in HCl at 30-40 °C to afford a clear solution. NaOH was added to this clear solution dropwise over 20 minutes at 20-23 °C. A cloudy mixture was obtained, which was heated with stirring at 40-42 °C for 2 hours and subsequently heated to 50-55 °C for 2 hours. The resulting slurry was cooled to room temperature and the slurry was filtered. The wet cake was washed with water and dried under vacuum to obtain form B of ceritinib.

The present inventors of the present invention has developed an improved process for the preparation of ceritinib with high yield and high purity. The present process is cost effective and feasible in large scale production also. The present invention also related to a stable amorphous form of Ceritinib and its preparation. The amorphous form of Ceritinib of the present invention is stable up to 180days. The

present invention also relates to a process for the preparation of Crystalline form A of Ceritinib.

Summary of the present invention:

One aspect of the present invention is to provide a process for the preparation of ceritinib comprising the steps of:

- a) reacting 2-methyl-4-nitro-5-isopropoxy-phenylboronic acid pinacol ester (formula IV) with (1-benzyl-3,6-dihydro-2H-pyridin-4-yl)trifluoromethane sulfonate (formula-VII) to get 1-benzyl-4-(5-isopropoxy-2-methyl-4-nitro-phenyl)-3,6-dihydro-2H-pyridine (formula-VIII),
- b) reducing the 1-benzyl-4-(5-isopropoxy-2-methyl-4-nitro-phenyl)-3,6-dihydro-2H-pyridine (formula-VIII) in presence of reducing agent to get 2-isopropoxy-5-methyl-4-(piperdin-4-yl) aniline dihydrochloride (formula-X),
- c) reacting the 2-isopropoxy-5-methyl-4-(piperdin-4-yl) aniline dihydrochloride [formula-X] with 2,5-dichloro-N-(2-(isopropyl sulfonyl) phenyl) pyrimidin-4-amine (formula-XIII) to get Ceritinib di-hydrochloride salt, and
- d) converting ceritinib dihydrochloride salt to ceritinib (formula-I).

Another aspect of the present invention is to provide a process for the preparation of ceritinib comprising the steps of:

- a) reacting 4-(1-benzyl-4-piperidyl)-2-isopropoxy-5-methyl-aniline (formula-IX) with 2,5-dichloro-N-(2-(isopropyl sulfonyl) phenyl) pyrimidin-4-amine (formula-XIII) to get N-2-[4-(1-benzyl-4-piperidyl)-2-isopropoxy-5-methyl-phenyl]-5-chloro-N4-(2-isopropylsulfonylphenyl) pyrimidine-2, 4-diamine (formula-XV), and
- b) deprotecting the N2-[4-(1-benzyl-4-piperidyl)-2-isopropoxy-5-methyl-phenyl]-5-chloro-N4-(2-isopropylsulfonylphenyl) pyrimidine-2, 4-diamine (formula-XV) to yield ceritinib (formula-I).

Yet another aspect of the present invention is to provide a stable amorphous form of Ceritinib.

Yet another aspect of the present invention is to provide a process for the preparation of amorphous form ceritinib comprising the steps of:

- a) treating Ceritinib dihydrochloride with acid or water,
- b) adjusting the pH with base,
- c) stirring the reaction mass at 25-35°C,
- d) optionally washing the mass with water, and
- e) isolating the amorphous form of ceritinib.

Yet another aspect of the present invention is to provide a process for the preparation of crystalline form A of ceritinib comprising the steps of:

- a) treating Ceritinib dihydrochloride with water and solvent or its mixture thereof,
- b) adjusting the pH with base,
- c) stirring the reaction mass at 25-35°C,
- d) optionally washing the mass with solvent, and
- e) isolating the crystalline form A of Ceritinib.

Yet another aspect of the present invention is to provide a toluene solvate of Ceritinib.

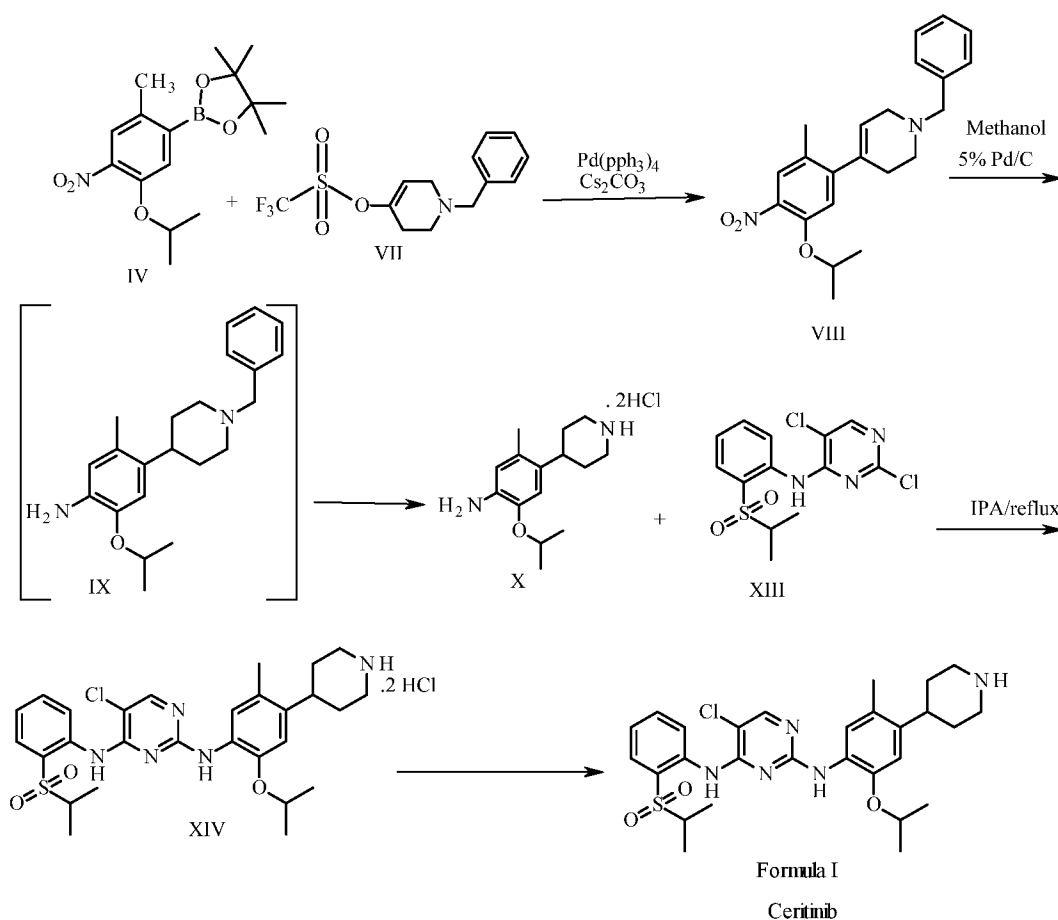
Detailed description of the Invention:

The present invention is related to an improved process for the preparation of Ceritinib. The present invention also relates to a stable amorphous form of Ceritinib. The present invention also relates to a process for the preparation of Crystalline form A of Ceritinib.

One embodiment of the present invention is to provide a process for the preparation of ceritinib comprising the steps of:

- reacting 2-methyl-4-nitro-5-isopropoxy-phenylboronic acid pinacol ester (formula IV) with (1-benzyl-3,6-dihydro-2H-pyridin-4-yl)trifluoromethane sulfonate (formula-VII) to get 1-benzyl-4-(5-isopropoxy-2-methyl-4-nitro-phenyl)-3,6-dihydro-2H-pyridine (formula-VIII),
- reducing the 1-benzyl-4-(5-isopropoxy-2-methyl-4-nitro-phenyl)-3,6-dihydro-2H-pyridine (formula-VIII) in presence of reducing agent to get 2-isopropoxy-5-methyl-4-(piperidin-4-yl) aniline dihydrochloride (formula-X),
- reacting the 2-isopropoxy-5-methyl-4-(piperidin-4-yl) aniline dihydrochloride [formula-X] with 2,5-dichloro-N-(2-(isopropyl sulfonyl) phenyl) pyrimidin-4-amine (formula-XIII) to get Ceritinib di-hydrochloride salt, and
- converting ceritinib dihydrochloride salt to ceritinib (formula-I).

The present invention is shown in below scheme.



According to the present invention 2-methyl-4-nitro-5-isopropoxy-phenylboronic acid pinacol ester (formula IV) with (1-benzyl-3,6-dihydro-2H-pyridin-4-yl) trifluoromethane sulfonate (formula-VII) in presence of triphenylphosphine and palladium(II) acetate aqueous and sodium bicarbonate solution is added, reaction mass temperature is raised to reflux after completion of reaction mass temperature is cooled to 25-30°C and quenched the reaction mass with aqueous sodium bicarbonate solution. Reaction mass is extracted with ethyl acetate and added n-acetyl-1-cysteine solution and stirred for 20-30min and dried over anhydrous sodium sulphate, and reaction mass is extracted with acetone by distillation under vacuum to give wet compound. Wet compound is dried to give 1-benzyl-4-(5-isopropoxy-2-methyl-4-nitro-phenyl)-3, 6-dihydro-2H-pyridine (formula-VIII).

1-benzyl-4-(5-isopropoxy-2-methyl-4-nitro-phenyl)-3, 6-dihydro-2H-pyridine (formula-VIII) is dissolved in methanol and solution is charged into a hydrogenator kettle. Charged 5% palladium on carbon with methanol suspension under nitrogen atmosphere. Fit the kettle to hydrogenator unit and feed the hydrogen gas upto 60-75 psi while maintaining the mass temperature 25-30°C. Feed the hydrogen gas upto gas consumption is stopped. After completion the reaction, filtered the catalyst under nitrogen atmosphere and kettle is washed with methanol. Methanol is removed by distillation under vacuum at a temperature 60°C get the filtrate. And added isopropyl alcohol solution and raise the mass temperature up to 40-50°C, cooled the mass temperature to 0-5°C. Filtered the solid and washed with chilled isopropyl alcohol, dried compound under vacuum at 55-60°C to give 2-isopropoxy-5-methyl-4-(piperdin-4-yl) aniline dihydrochloride (formula-X).

To a stirred suspension mass of 2-isopropoxy-5-methyl-4-(piperdin-4-yl) aniline dihydrochloride [formula-X] in isopropyl alcohol into a flask under nitrogen atmosphere. 2, 5-dichloro-N-(2-(isopropyl sulfonyl) phenyl) pyrimidin-4-amine (formula-XIII) is added. Raised the reaction mass temperature to reflux under nitrogen and maintained for 35-40 hours. After completion of reaction, reaction mass is cooled to 25-30°C and stirred the mass for 1 hour. Filtered the solid and

washed the solid with isopropyl alcohol. The obtained solid is suspended in isopropyl alcohol into a flask. Raised the reaction mass temperature to reflux and maintained for 25-40 min. Reaction mass is cooled to 25-30°C and stirred the mass for 30 min. Filtered the solid and washed the solid with isopropyl alcohol. The obtained solid is suspended in acetone into a flask. Raised the reaction mass temperature to reflux and maintained for 90-120 min. Reaction mass is cooled to 25-30°C and filtered the solid and washed the solid with acetone. Dried the compound under vacuum at 55-60°C to give 5-chloro-N2-(2-isopropoxy-5-methyl-4-(piperidin-4-ylphenyl)-N4-[2-(propane-2-sulfonyl) phenyl] pyrimidine -2, 4-diamine di-hydrochloride salt [formula-XIV].

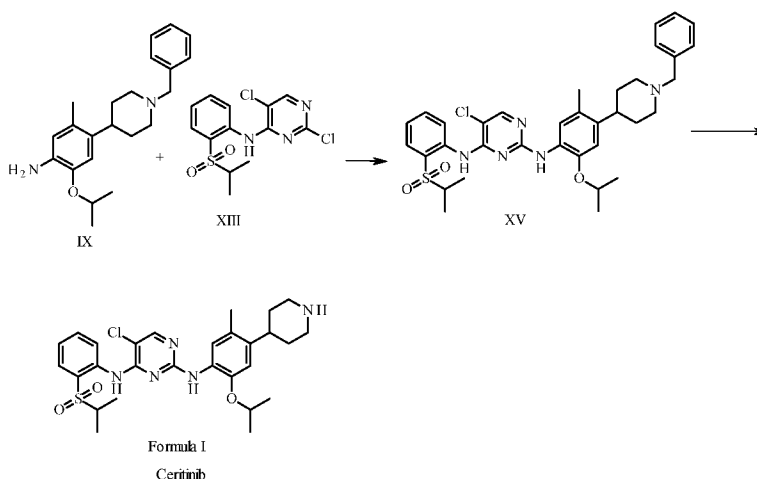
5-chloro-N-(2-isopropoxy-5-methyl-(piperidin-4-ylphenyl)-N-2-(isopropylsulfonyl) phenyl)-2, 4-diamine di-hydrochloride salt (formula-XIV) and 0.1 N aqueous hydrochloride solution are charged into a flask. Stirred the mass for 5-15min at 20-35°C. Reaction mass is formed to clear solution. Adjusted the mass pH to 9.1 with 1.0 N sodium hydroxide solution while maintaining the mass temperature at 20-35°C. Stirred the mass for 80-100 min at 20-35°C. Filtered the solid and washed with water. The wet compound is dried under vacuum at 55-60°C to get Ceritinib (formula-I).

5-chloro-N-(2-isopropoxy-5-methyl-(piperidin-4-ylphenyl)-N-2-(isopropylsulfonyl) phenyl)-2, 4-diamine di-hydrochloride salt (formula-XIV) and water are charged into a flask. Stirred the mass for 20-30 min at 20-35°C. Reaction mass is formed to clear solution. Adjusted the mass pH to 9 to 10 with 1.0 N aqueous ammonia solution while maintaining the mass temperature at 20-35°C. Stirred the mass for 30-45 min at 20-35°C. Filtered the solid and washed with water. The wet compound is dried under vacuum at 55-60°C to get Ceritinib (formula-I).

Another embodiment of the present invention is to provide a process for the preparation of ceritinib comprising the steps of:

- a) reacting 4-(1-benzyl-4-piperidyl)-2-isopropoxy-5-methyl-aniline (formula-IX) with 2,5-dichloro-N-(2-(isopropyl sulfonyl) phenyl) pyrimidin-4-amine (formula-XIII) to get N2-[4-(1-benzyl-4-piperidyl)-2-isopropoxy-5-methyl-phenyl]-5-chloro-N4-(2-isopropylsulfonylphenyl) pyrimidine-2, 4-diamine (formula-XV), and
- b) deprotecting the N2-[4-(1-benzyl-4-piperidyl)-2-isopropoxy-5-methyl-phenyl]-5-chloro-N4-(2-isopropylsulfonylphenyl) pyrimidine-2, 4-diamine (formula-XV) to yield ceritinib (formula-I).

The present invention is shown in below scheme.



According to the present invention, 4-(1-benzyl-4-piperidyl)-2-isopropoxy-5-methyl-aniline (formula-IX) in isopropyl alcohol into a flask under nitrogen atmosphere 2, 5-dichloro-N-(2-(isopropyl sulfonyl) phenyl) pyrimidin-4-amine (formula-XIII) and para toluene sulfonic acid monohydrate were added to reaction mass. Reaction mass is heated to reflux temperature and maintained for 40 hours. Isopropyl alcohol is removed under vacuum and remaining mass is cooled to 25-30°C. Dichloromethane is added to remaining residual mass. Washed the mass with sodium bicarbonate solution and water. Organic layer is dried over anhydrous sodium sulphate. Dichloromethane is removed by distillation under vacuum at a temperature 60 °C to give crude compound. Crude oily mass is dissolved in acetone and adjusted the mass pH to 2.0 with isopropyl alcohol hydrochloride solution at

25-30 °C. Stirred the mass for 1 hour. Filtered the solid and washed with acetone. Dried the compound under vacuum to give N2-[4-(1-benzyl-4-piperidyl)-2-isopropoxy-5-methyl-phenyl]-5-chloro-N4-(2-isopropylsulfonyl phenyl) pyrimidine-2, 4-diamine (formula-XV). Further this compound is deprotected and converted to ceritinib.

Yet another embodiment of the present invention is to provide a stable amorphous form of Ceritinib.

According to the present invention, the obtained amorphous form of Ceritinib is stable up to 180days. The stability of the amorphous form is confirmed by PXRD, DSC and TGA. The amorphous form of Ceritinib is highly pure and is stable towards polymorphic conversion.

Yet another embodiment of the present invention is to provide a process for the preparation of amorphous form ceritinib comprising the steps of:

- a) treating ceritinib dihydrochloride with acid or water,
- b) adjusting the pH with base,
- c) stirring the reaction mass at 25-35°C,
- d) optionally washing the mass with water, and
- e) isolating the amorphous form of ceritinib.

According to the present invention, 5-chloro-N-(2-isopropoxy-5-methyl-(piperidin-4-ylphenyl)-N-2-(isopropylsulfonyl) phenyl)-2, 4-diamine di-hydrochloride salt and 0.1 N aqueous hydrochloride solution are charged into a flask. Stirred the mass for 5-15min at 20-35°C. Reaction mass is formed to clear solution. Adjusted the mass pH to 9.1 with 1.0 N sodium hydroxide solution while maintaining the mass temperature at 20-35°C. Stirred the mass for 80-100 min at 20-35°C. Filtered the solid and washed with water. The wet compound is dried under vacuum at 55-60°C to get amorphous form of ceritinib (formula-I).

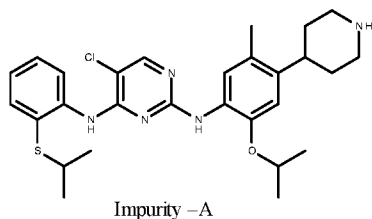
5-chloro-N-(2-isopropoxy-5-methyl-(piperidin-4-ylphenyl)-N-2-(isopropylsulfonyl) phenyl)-2, 4-diamine di-hydrochloride salt (formula-XIV) and water are charged into a flask. Stirred the mass for 20-30 min at 20-35°C. Reaction mass is formed to clear solution. Adjusted the mass pH to 9 to 10 with 1.0 N aqueous ammonia solution while maintaining the mass temperature at 20-35°C. Stirred the mass for 30-45 min at 20-35°C. Filtered the solid and washed with water. The wet compound is dried under vacuum at 55-60°C to get amorphous form of Ceritinib (formula-I).

According to the present invention, reducing agent is selected from palladium on carbon, platinum oxide and raney nickel, preferably palladium on carbon.

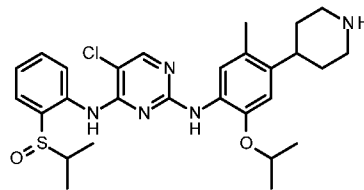
According to the present invention, acid is selected from hydrochloric acid, acetic acid and sulfuric acid, preferably hydrochloric acid.

According to the present invention, base is selected from sodium hydroxide, ammonium hydroxide, ammonia and aqueous ammonia solution, preferably aqueous ammonia solution.

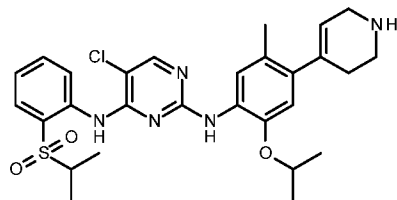
Accordingly to the present invention, the amorphous form of Ceritinib is highly pure and is free from the below impurities.



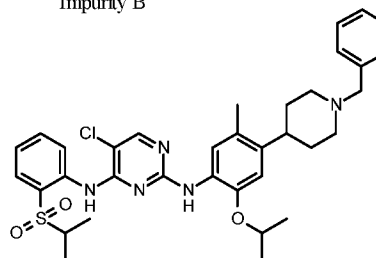
Impurity -A



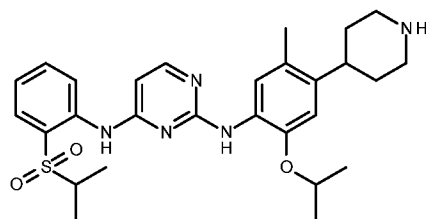
Impurity B



Impurity C



Impurity D



Impurity E

Yet another embodiment of the present invention is to provide a process for the preparation of crystalline form A of ceritinib comprising the steps of:

- treating Ceritinib dihydrochloride with water and solvent or its mixture thereof,
- adjusting the pH with base,
- stirring the reaction mass at 25-35°C,
- optionally washing the mass with solvent, and
- isolating the crystalline form A of Ceritinib.

According to the present invention, to a stirred solution of 5-chloro-N-(2-isopropoxy-5-methyl-(piperidin-4-ylphenyl)-N-2-(isopropylsulfonyl) phenyl)-2, 4-diamine di-hydrochloride salt in water and solvent are added, raised the mass temperature to 50-60°C. Adjusted the mass pH to 9 to 10 with 1.0 N ammonium hydroxide solution while maintaining the mass temperature at 20-35°C. Stirred the mass for 80-100 min at 20-35°C. Filtered the solid and washed with solvent. The

wet compound is dried under vacuum at 55-60°C to get crystalline form A of ceritinib (formula-I).

According to the present invention, base is selected from sodium hydroxide, ammonium hydroxide, ammonia and aqueous ammonia solution, preferably aqueous ammonium hydroxide.

According to the present invention, solvent is selected from, isopropanol, methanol, ethanol, acetonitrile, preferably isopropanol.

Yet another embodiment of the present invention is to provide a toluene solvate of Ceritinib.

According to the present invention, to a stirred solution of 5-chloro-N-(2-isopropoxy-5-methyl-(piperidin-4-ylphenyl)-N-2-(isopropylsulfonyl) phenyl)-2, 4-diamine di-hydrochloride salt in water. Adjusted the mass pH to 9 to 10 with 1.0 N ammonium hydroxide solution while maintaining the mass temperature at 20-35°C. Stirred the mass for 80-100 min at 20-35°C. Filtered the solid and washed with water to get wet compound. Toluene is added to the wet compound, raised the mass temperature to reflux and distilled the toluene, the solution is cooled to 25-30°C for 60min. filtered the solid and washed with toluene, the wet compound is dried under vacuum to get toluene solvate of Ceritinib.

Brief description of drawings:

Fig-1: Powder X-ray diffractogram of an amorphous form of ceritinib.

Fig-2: Powder X-ray diffractogram of an amorphous form of ceritinib of 180days

Fig-3: Differential scanning calorimetry (DSC) pattern of an amorphous form of ceritinib

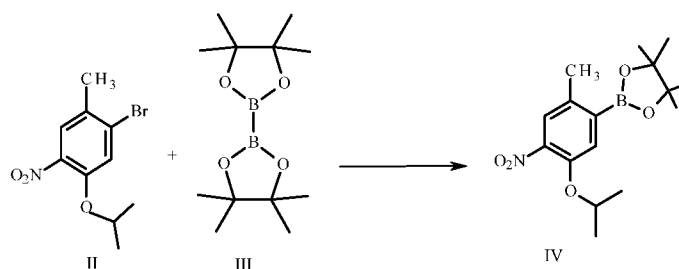
Fig-4: Thermogravimetric analysis (TGA) of an amorphous form of ceritinib

Fig-5: Powder X-ray diffractogram of toluene solvate of ceritinib

The below examples are provided for illustrative purpose only and are not intended to limit the scope of invention.

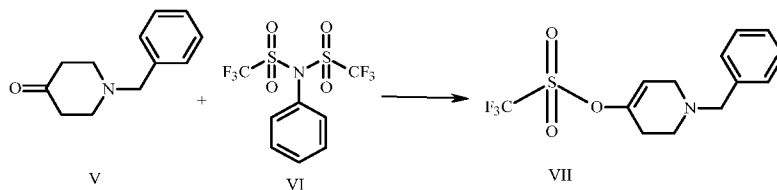
EXPERIMENTAL SECTION:

Example-1: preparation of 2-methyl-4-nitro-5-isopropoxy-phenylboronic acid pinacol ester.



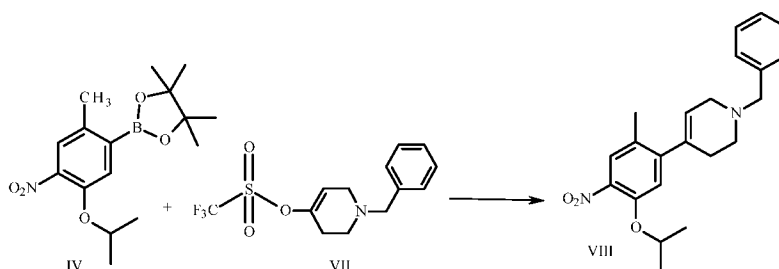
To a stirred solution of 50 g (0.182 mole) of 2-bromo-4-isopropoxy-5-nitrotoluene [formula-II] in 500 ml of isopropyl acetate into a flask under nitrogen atmosphere, 70 g (0.275 mole) of bis (pinacolato) diboron, 15 g (0.018 mole) of 1,1'-bis(diphenylphosphino)ferrocene dichloro palladium complex and 50.5 g (0.514 mole) of potassium acetate were added. Raised the reaction mass temperature to reflux and maintained for 3 hours. 2-bromo-4-isopropoxy-5-nitrotoluene was absent by TLC. Reaction mass was cooled to 25-30°C and 250 ml of ethyl acetate was added and stirred for 15 min. Reaction mass was filtered and filter cake was washed with 250 ml of ethyl acetate. Filtrate was washed with two 375 ml portions of water, and dried over anhydrous sodium sulphate. Isopropyl acetate and ethyl acetate were removed by distillation under vacuum at a temperature 60°C and cooled to 25-30°C. Crude mass was dissolved in 50 ml of hexane at reflux temperature. Mass was cooled to 25-30°C and stirred for 30 min. Mass was further cooled to 0-5°C and stirred the mass for 60 min. Solid was filtered and was dried under vacuum to give 40 g of 2-methyl-4-nitro-5-isopropoxy-phenylboronic acid pinacol ester [formula-IV] light yellow coloured solid product with 68.2% yield by theory.

Example-2: Preparation of (1-benzyl-3, 6-dihydro-2H-pyridin-4-yl) trifluoromethane sulfonate



n-butyl lithium (198 ml, 0.316 mole, 1.6 molar in hexane) was added to a -78°C solution of diisopropyl amine (0.328 mole) in tetrahydrofuran (60 ml). After 30 minutes, 1-benzyl-4-piperidone (formula-V) (50 g, 0.264 mole) in tetrahydrofuran (50 ml) was added slowly while maintaining the temperature at -75°C to -80°C . The reaction mass was stirred at -75°C to -80°C for 1.5 hours, then n-phenyltrifluoromethanesulfonimide (formula-VI) (103.8 g, 0.290 mole) in tetrahydrofuran (250 ml) was added slowly while maintaining the temperature at -75°C to -80°C . The reaction mixture was allowed to warm to $25-30^{\circ}\text{C}$. Stirred the mass for 2 hours. 1-benzyl-4-piperidone was absent by TLC. Quenched the reaction mass in 500 ml of 20% aqueous ammonium chloride solution while maintaining the temperature below 5°C . Organic layer was separated and washed the organic layer with two portions of 250 ml of water. Organic layer was dried over anhydrous sodium sulphate, concentrated by distillation under vacuum at a temperature 60°C to give 81.0 g of (1-benzyl-3, 6-dihydro-2H-pyridin-4-yl) trifluoromethane sulfonate (formula-VII) as an oily mass with 95.3% yield by theory.

Example-3: Preparation of 1-benzyl-4-(5-isopropoxy-2-methyl-4-nitrophenyl)-3, 6-dihydro-2H-pyridine



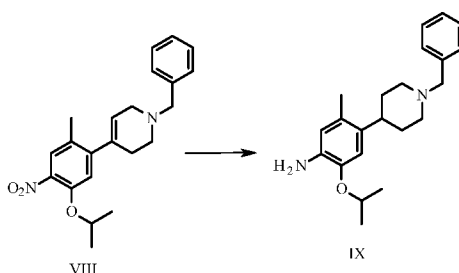
To a stirred solution of 30 g (0.0934 mole) of 2-methyl-4-nitro-5-isopropoxy-phenylboronic acid pinacol ester [formula-IV] in 900 ml of 1,2-dimethoxyethane in a flask under nitrogen atmosphere, 57 g (0.177 mole) of (1-benzyl-3,6-dihydro-2H-pyridin-4-yl)trifluoromethane sulfonate (formula-VII), 4.2 g (0.018 mole) of triphenylphosphine, 2.1 g (0.009 mole) of palladium(II)acetate, 375 ml of 8% aqueous sodium bicarbonate solution were added. Raised the reaction mass temperature to reflux under mild nitrogen purging and maintained for 4 hours. 2-methyl-4-nitro-5-isopropoxy-phenylboronic acid pinacol ester [formula-IV] was absent by TLC. Reaction mass was cooled to 25-30°C and quenched with 1500 ml of aqueous sodium bicarbonate solution. Reaction mass was extracted with 2x 600 ml of ethyl acetate and added n-acetyl-L-cysteine solution (5gm) and stirred for 20-30min, and dried over anhydrous sodium sulphate, and reaction mass was extracted with acetone (50 ml) by distillation under vacuum to give wet compound. Wet compound was dried to give 20 g of 1-benzyl-4-(5-isopropoxy-2-methyl-4-nitrophenyl)-3,6-dihydro-2H-pyridine [formula-VIII] with 58.4 % yield by theory.

¹HNMR (400 MHz, CDCl₃) δ- Value (ppm): 1.35-1.36 (d, 6H), 2.23 (s, 3H), 2.35-2.36 (br, m, 2H), 2.70-2.73 (t, 2H), 3.17-3.18 (br, m, 2H), 3.68 (s, 2H), 4.54-4.63 (septet, 1H), 5.58 (s, 1H), 6.82 (s, 1H), 7.25-7.39 (m, 5H), 7.60 (s, 1H).

¹³CNMR (400 MHz, CDCl₃) δ-Value (ppm): 18.79 (1C), 21.94 (2C), 30.29 (1C), 49.52 (1C), 52.59 (1C), 62.64 (1C), 72.74 (1C), 116.53 (1C), 124.93 (1C), 126.70 (1C), 127.26 (1C), 127.46 (1C), 128.31 (2C), 129.25 (2C), 136.00 (1C), 137.63 (1C), 139.24 (1C), 148.72 (1C), 149.26 (1C).

Mass: 367.24 [M+H]⁺

Example-4: preparation of 4-(1-benzyl-4-piperidyl)-2-isopropoxy-5-methylaniline



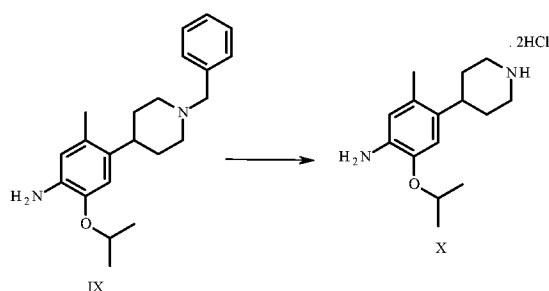
Dissolved 30 g (0.082 mole) of 1-benzyl-4-(5-isopropoxy-2-methyl-4-nitrophenyl)-3, 6-dihydro-2H-pyridine (formula-VIII) in 300 ml of methanol and solution was charged into a hydrogenator kettle. Charged 1.0 g (0.05 mole) of platinum (IV) oxide with 100 ml of methanol suspension under nitrogen atmosphere. Fit the kettle to hydrogenator unit and feed the hydrogen gas upto 60 psi while maintaining the mass temperature 25-30°C. Feed the hydrogen gas upto gas consumption was stopped. 1-benzyl-4-(5-isopropoxy-2-methyl-4-nitrophenyl)-3, 6-dihydro-2H-pyridine was absent by TLC. Filtered the catalyst under nitrogen atmosphere and kettle was washed with 200 ml of methanol. Methanol was removed by distillation under vacuum at a temperature 60°C to give 26.4 g of 4-(1-benzyl-4-piperidyl)-2-isopropoxy-5-methyl-aniline of oily mass product with 95.5% yield by theory.

¹HNMR (400 MHz, CDCl₃) δ- Value (ppm):1.21-1.23(d, 6H), 1.56-1.59(m, 4H), 1.98-2.06(m, 2H), 2.08 (s,3H), 2.44-2.49(m, 2H), 2.87(m,1H), 3.47(s,2H), 4.34(br, s, 2H), 4.36-4.44(septet, 1H), 6.40(s, 1H), 6.60(s, 1H), 7.24-7.26(m, 1H), 7.30-7.34(m, 4H).

¹³ CNMR (400 MHz,CDCl₃) δ- Value (ppm):18.21(1C), 22.09(2C), 32.73(2C), 37.31(1C), 54.01(2C), 62.59(1C), 70.32(1C), 112.51(1C), 116.47(1C),126.75(1C), 126.96(1C), 128.05(2C), 128.80 (2C), 131.83(1C), 136.42(1C), 138.60(1C), 142.50(1C).

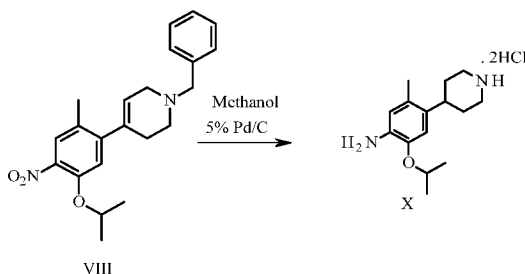
Mass: 339.32 [M+H]⁺

Example-5: preparation of 2-isopropoxy-5-methyl-4-(piperdin-4-yl) aniline dihydrochloride



Dissolved 28.5 g (0.073 mole) of 4-(1-benzyl-4-piperidyl)-2-isopropoxy-5-methyl-aniline (formula-IX) in 400 ml of methanol and the solution was charged into a hydrogenator kettle. Charged 13 g of 5% palladium on carbon (50%wet) with 100 ml of methanol suspension under nitrogen atmosphere. Fit the kettle to hydrogenator unit and feed the hydrogen gas upto 65 psi while maintaining the mass temperature 25-30 °C. Feed the hydrogen gas upto gas consumption is stopped. Checked the 4-(1-benzyl-4-piperidyl)-2-isopropoxy-5-methyl-aniline content by TLC. 4-(1-benzyl-4-piperidyl)-2-isopropoxy-5-methyl-aniline content is absent. Filtered the catalyst under nitrogen atmosphere and kettle was washed with 200 ml of methanol. Methanol was removed by distillation under vacuum at a temperature 60°C to give 19.7 g of 2-isopropoxy-5-methyl-4-(piperidin-4-yl) aniline of oily mass product was obtained. The Oily mass obtained was dissolved in 350 ml of acetone and solution pH was adjusted to 1.6 with 71 ml of 15% isopropyl alcohol hydrochloride solution while maintaining the mass temperature at 25-30 °C. Solid formation was observed. Solid mass stirred for 1 hour at 25-30 °C and cooled to 5-10 °C and maintained for 1 hour. Filtered the solid and washed with 150 ml of acetone. Dried compound under vacuum at 55-60°C to give 18.3g of 2-isopropoxy-5-methyl-4-(piperidin-4-yl) aniline dihydrochloride with 67.7 % yield by theory.

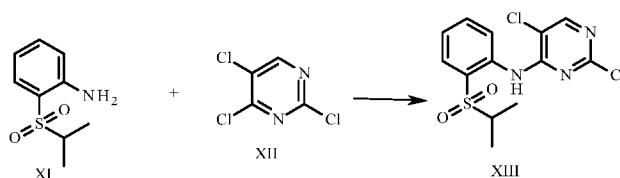
Example-6: preparation of 2-isopropoxy-5-methyl-4-(piperidin-4-yl) aniline dihydrochloride



Dissolved 70 g of 1-benzyl-4-(5-isopropoxy-2-methyl-4-nitro-phenyl)-3, 6-dihydro-2H-pyridine (formula-VIII) in 1100 ml of methanol and solution was charged into a hydrogenator kettle. Charged 35 g of palladium on carbon with 300

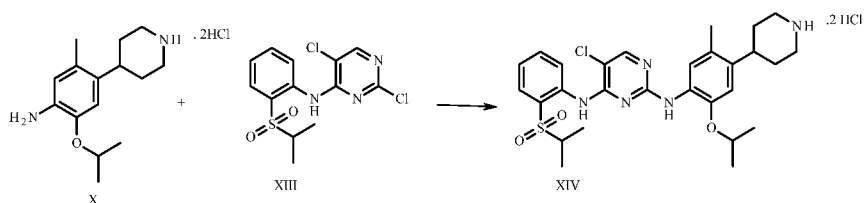
ml of methanol suspension under nitrogen atmosphere. Fit the kettle to hydrogenator unit and feed the hydrogen gas upto 60 psi while maintaining the mass temperature 25-30°C. Feed the hydrogen gas upto gas consumption is stopped. After the completion of the reaction, filtered the catalyst under nitrogen atmosphere and kettle was washed with 500 ml of methanol. Methanol was removed by distillation under vacuum at a temperature 60°C to get the filtrate. And added 250 ml of isopropyl alcohol solution and raised the mass temperature up to 40-50°C, cooled the mass temperature to 0-5°C. Filtered the solid and washed with chilled isopropyl alcohol, dried compound under vacuum at 55-60°C to give 26.4 g of 4-(1-benzyl-4-piperidyl)-2-isopropoxy-5-methyl-aniline product with 95.5% yield by theory.

Example-7: preparation of 2, 5-dichloro-N-(2-(isopropyl sulfonyl) phenyl) pyrimidin-4-amine



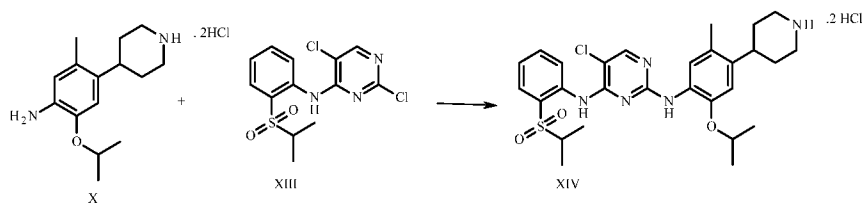
To a stirred solution of 40 g (0.200mole) of 2-isopropylsulfonyl aniline [formula-XI] in 400 ml of toluene into a flask under nitrogen atmosphere. 49.7 g (0.27 mole) of 2,4,5-trichloropyrimidine (formula-XII), 81.7g (0.25 mole) of caesium carbonate, 4.5 g (0.02 mole) of palladium(II)acetate, 13.1 g (0.05 mole) of triphenylphosphine were added. Raised the reaction mass temperature to reflux under nitrogen and maintained for 4 hours. Checked the TLC for 2-isopropylsulfonyl aniline content by TLC. 2-isopropylsulfonyl aniline content is absent. Reaction mass was cooled to 25-30°C and filtered the mass. Washed the solid with 400 ml of ethyl acetate. Toluene and ethyl acetate were removed by distillation under vacuum at a temperature 60°C to give crude compound. Crude compound was further purified by column chromatography to 45.6 g of 2, 5-dichloro-N-(2-(isopropyl sulfonyl) phenyl) pyrimidin-4-amine [formula-XIII] as a light yellow solid product with 65.6 % yield by theory.

Example-8: preparation of 5-chloro-N2-(2-isopropoxy-5-methyl-4-(piperidin-4-ylphenyl)-N4-[2-(propane-2-sulfonyl) phenyl] pyrimidine -2, 4-diamine dihydrochloride salt [Ceritinib di-hydrochloride salt).



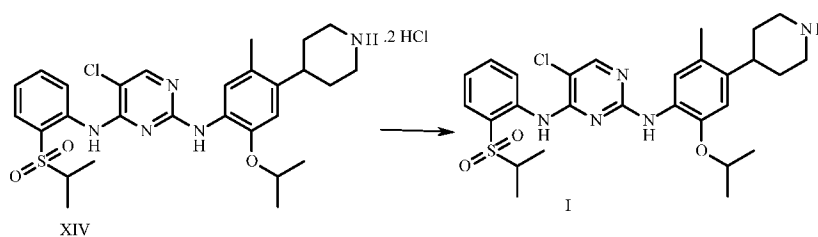
To a stirred suspension mass of 17 g (0.052 mole) of 2-isopropoxy-5-methyl-4-(piperidin-4-yl) aniline dihydrochloride [formula-X] in 170 ml of isopropyl alcohol into a flask under nitrogen atmosphere. 18.3 g (0.052 mole) of 2, 5-dichloro-N-(2-(isopropyl sulfonyl) phenyl) pyrimidin-4-amine (formula-XIII) was added. Raised the reaction mass temperature to reflux under nitrogen and maintained for 20 hours. Checked the reaction mass for 2-isopropoxy-5-methyl-4-(piperidin-4-yl) aniline content by TLC. 2-isopropoxy-5-methyl-4-(piperidin-4-yl) aniline was absent. Reaction mas was cooled to 25-30°C and stirred the mas for 1 hour. Filtered the solid and washed the solid with 35 ml of isopropyl alcohol. The obtained solid was suspended in 85 ml of isopropyl alcohol. Raised the reaction mass temperature to reflux and maintained for 30 min. Reaction mas was cooled to 25-30°C and stirred the mas for 30 min. Filtered the solid and washed the solid with 25 ml of isopropyl alcohol. Dried the compound under vacuum at 55-60°C to give 27.0 g of 5-chloro-N2-(2-isopropoxy-5-methyl-4-(piperidin-4-ylphenyl)-N4-[2-(propane-2-sulfonyl) phenyl] pyrimidine -2, 4-diamine di-hydrochloride salt [formula-XIV] with 80.8 % yield by theory.

Example-9: preparation of 5-chloro-N2-(2-isopropoxy-5-methyl-4-(piperidin-4-ylphenyl)-N4-[2-(propane-2-sulfonyl) phenyl] pyrimidine -2, 4-diamine dihydrochloride salt [Ceritinib di-hydrochloride salt).



To a stirred suspension mass of 40g of 2-isopropoxy-5-methyl-4-(piperidin-4-yl) aniline dihydrochloride [formula-X] in isopropyl alcohol into a flask under nitrogen atmosphere. 43g of 2, 5-dichloro-N-(2-(isopropyl sulfonyl) phenyl) pyrimidin-4-amine (formula-XIII) is added. Raised the reaction mass temperature to reflux under nitrogen and maintained for 35-40 hours. After the completion of reaction, reaction mass was cooled to 25-30°C and stirred the mas for 1 hour. Filtered the solid and washed the solid with 100ml of isopropyl alcohol. The obtained solid was suspended in 500ml of isopropyl alcohol into a flask. Raised the reaction mass temperature to reflux and maintained for 25-40 min. Reaction mas was cooled to 25-30°C and stirred the mas for 30 min. Filtered the solid and washed the solid with isopropyl alcohol. The obtained solid was suspended in 60ml of acetone into a flask. Raised the reaction mass temperature to reflux and maintained for 90-120 min. Reaction mas is cooled to 25-30°C and filtered the solid and washed the solid with acetone.

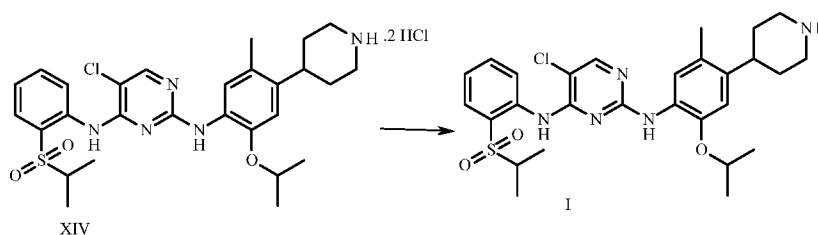
Example-10: Preparation of stable amorphous form of 5-chloro-N2-(2-isopropoxy-5-methyl-4-(piperidin-4-ylphenyl)-N4-[2-(propane-2-sulfonyl) phenyl] pyrimidine -2, 4-diamine [Ceritinib]



26.8 g (0.042 mole) of 5-chloro-N-(2-isopropoxy-5-methyl-(piperidin-4-ylphenyl)-N-2-(isopropylsulfonyl) phenyl)-2,4-diamine dihydrochloride salt (formula-XIV) and 405 ml of 0.1 N aqueous hydrochloride solution were charged into a flask. Stirred the mass for 10 min at 25-30° C. Reaction mass was formed to clear solution. Adjusted the mass pH to 9.1 with 1.0 N sodium hydroxide solution while maintaining the mass temperature at 25-30°C Stirred the mass for 90 min at 25-30°C. Filtered the solid and washed with 120 ml of water. The wet compound was dried under vacuum at 55-60°C for 6 hours to give 16.8 g of 5-chloro-N2-(2-

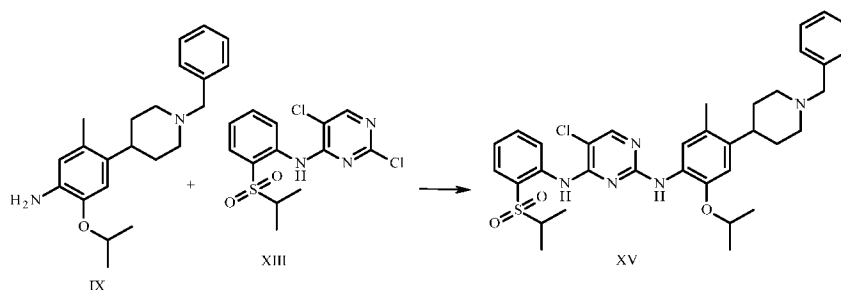
isopropoxy-5-methyl-4-(piperidin-4-ylphenyl)-N4-[2-(propane-2-sulfonyl) phenyl] pyrimidine -2,4-diamine [Ceritinib] amorphous form with 71% yield by theory.

Example-11: Preparation of stable amorphous form of 5-chloro-N2-(2-isopropoxy-5-methyl-4-(piperidin-4-ylphenyl)-N4-[2-(propane-2-sulfonyl) phenyl] pyrimidine -2, 4-diamine [Ceritinib]



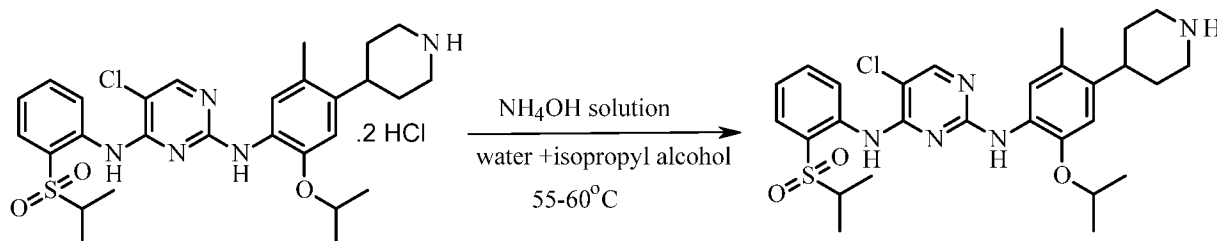
40 gm of 5-chloro-N-(2-isopropoxy-5-methyl-(piperidin-4-ylphenyl)-N-2-(isopropylsulfonyl) phenyl)-2, 4-diamine di-hydrochloride salt (formula-XIV) and 1200 ml of water are charged into a flask. Stirred the mass for 20-30 min at 20-35°C. Reaction mass was formed to clear solution. Adjusted the mass pH to 9 to 10 with 1.0 N aqueous ammonia solution while maintaining the mass temperature at 20-35°C. Stirred the mass for 30-45 min at 20-35°C. Filtered the solid and washed with water. The wet compound was dried under vacuum at 55-60°C to give 35 gm of 5-chloro-N2-(2-isopropoxy-5-methyl-4-(piperidin-4-ylphenyl)-N4-[2-(propane-2-sulfonyl) phenyl] pyrimidine -2,4-diamine [Ceritinib] amorphous form with 80% yield by theory.

Example-12: Preparation of N2-[4-(1-benzyl-4-piperidyl)-2-isopropoxy-5-methyl-phenyl]-5-chloro-N4-(2-isopropylsulfonylphenyl) pyrimidine-2, 4-diamine.



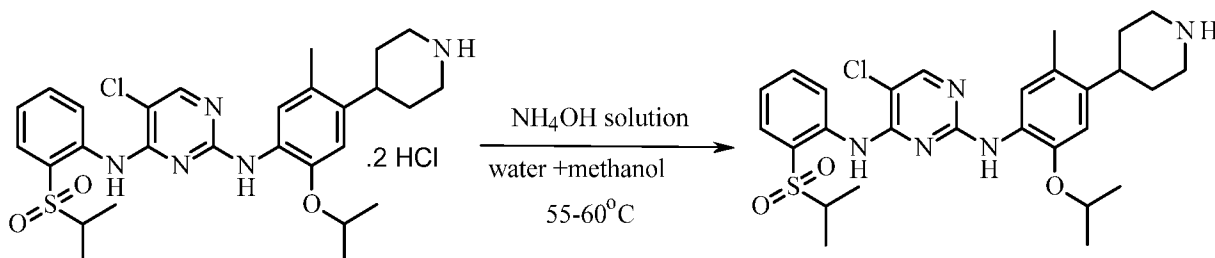
To a stirred solution of 8.0 g (0.0236 mole) 4-(1-benzyl-4-piperidyl)-2-isopropoxy-5-methyl-aniline (formula-IX) in 160 ml of isopropyl alcohol in a flask under nitrogen atmosphere. 8.18 g (0.0236 mole) 2, 5-dichloro-N-(2-(isopropyl sulfonyl) phenyl) pyrimidin-4-amine (formula-XIII) and 4.50 g (0.0236 mole) of para toluene sulfonic acid monohydrate were added. Reaction mass was heated to reflux temperature and maintained for 40 hours. Isopropyl alcohol was removed by distillation under vacuum and remaining mass was cooled to 25-30°C. 300 ml of methylene chloride was added to remaining residual mass. Washed the mass with 3x 100 ml of 5% sodium bicarbonate solution and 100 ml of water. Organic layer was dried over anhydrous sodium sulphate. Methylene chloride was removed by distillation under vacuum to give crude compound. Crude oily mass was dissolved in 200 ml of acetone and adjusted the mass pH to 2.0 with isopropyl alcohol hydrochloride solution at 25-30°C. Stirred the mass for 1 hour. Filtered the solid and washed with 20 ml of acetone. Dried the compound under vacuum to give 6.30 g of N2-[4-(1-benzyl-4-piperidyl)-2-isopropoxy-5-methyl-phenyl]-5-chloro-N4-(2-isopropylsulfonylphenyl) pyrimidine-2, 4-diamine (formula-XV) with 42.0 % yield by theory.

Example-13: Preparation of crystalline form-A of 5-chloro-N2-(2-isopropoxy-5-methyl-4-(piperidin-4-ylphenyl)-N4-[2-(propane-2-sulfonyl) phenyl] pyrimidine -2, 4-diamine [Ceritinib]



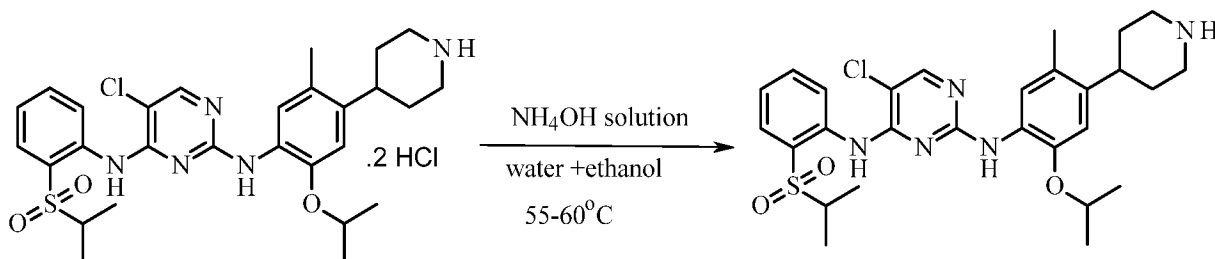
To a stirred solution of 10 g (0.0158 mole) of 5-chloro-N-(2-isopropoxy-5-methyl-(piperidin-4-ylphenyl)-N-2-(isopropylsulfonyl) phenyl)-2,4-diamine dihydrochloride in 300 ml of purified water and 80 ml of isopropyl alcohol. Filtered the solution for free of foreign particles and washed the flask and funnel with 80 ml of purified and 20 ml of isopropyl alcohol mixed solution. Raised the mass temperature to 55-60°C. Adjusted the mass pH to 9.7 with ammonium hydroxide solution while maintaining the mass temperature at 55-60°C. Freely movable solid formation was observed. Maintained the mass temperature at 55-60°C. Cooled the mass temperature to 25- 30°C. Maintained the mass temperature at 25-30°C for 2 hours. Filtered the solid and washed the solid with 60 ml of aqueous isopropyl alcohol solution (diluted 50 ml of purified water with 10 ml of isopropyl alcohol). The wet compound was dried under vacuum at 55-60° C for 2 hours to give 8.1 g (91.62% yield) of 5-chloro-N2-(2-isopropoxy-5-methyl-4-(piperidin-4-ylphenyl)-N4-[2-(propane-2-sulfonyl) phenyl] pyrimidine -2,4-diamine [Ceritinib crystalline form-A] with 99.8% purity by HPLC. P-XRD spectra 2θ values are matched with Ceritinib form-A values.

Example-14: Preparation of crystalline form-A of 5-chloro-N2-(2-isopropoxy-5-methyl-4-(piperidin-4-ylphenyl)-N4-[2-(propane-2-sulfonyl) phenyl] pyrimidine -2, 4-diamine [Ceritinib]



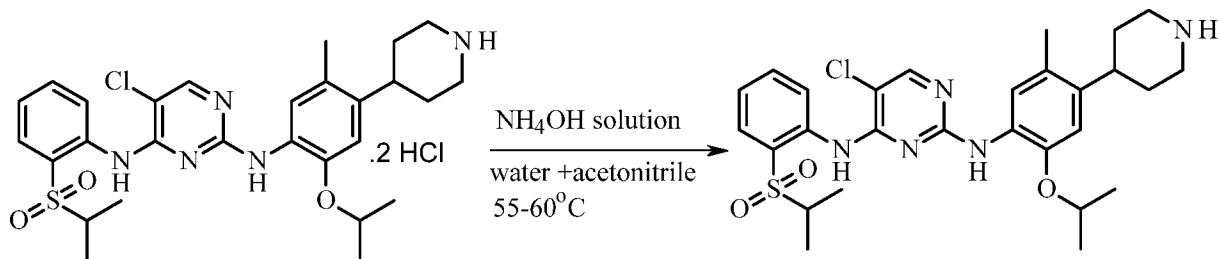
To a stirred solution of 2.5 g (0.0039 mole) of 5-chloro-N-(2-isopropoxy-5-methyl-(piperidin-4-ylphenyl)-N-2-(isopropylsulfonyl) phenyl)-2,4-diamine dihydrochloride in 75 ml of purified water and 25 ml of isopropyl alcohol. Raised the mass temperature to 55-60°C. Adjusted the mass pH to 9.5 with ammonium hydroxide solution while maintaining the mass temperature at 55-60°C. Maintained the mass temperature at 55-60°C for 1 hour. Cooled the mass temperature to 25-30°C. Maintained the mass temperature at 25-30 °C for 30 minutes. Filtered the solid by using Buchner funnel and Buchner flask under vacuum. Washed the solid with 12.5 ml of aqueous methanol solution (diluted 10 ml of purified water with 2.5 ml of methanol). The wet compound was dried under vacuum at 55-60° C for 2 hours to give 1.9 g (86 % yield) of 5-chloro-N2-(2-isopropoxy-5-methyl-4-(piperidin-4-ylphenyl)-N4-[2-(propane-2-sulfonyl) phenyl] pyrimidine -2,4-diamine [Ceritinib crystalline form-A] with 99.8 % purity by HPLC. 2θ of P-XRD spectra are matched with Ceritinib form-A values.

Example-15: Preparation of crystalline form-A of 5-chloro-N2-(2-isopropoxy-5-methyl-4-(piperidin-4-ylphenyl)-N4-[2-(propane-2-sulfonyl) phenyl] pyrimidine -2, 4-diamine [Ceritinib]



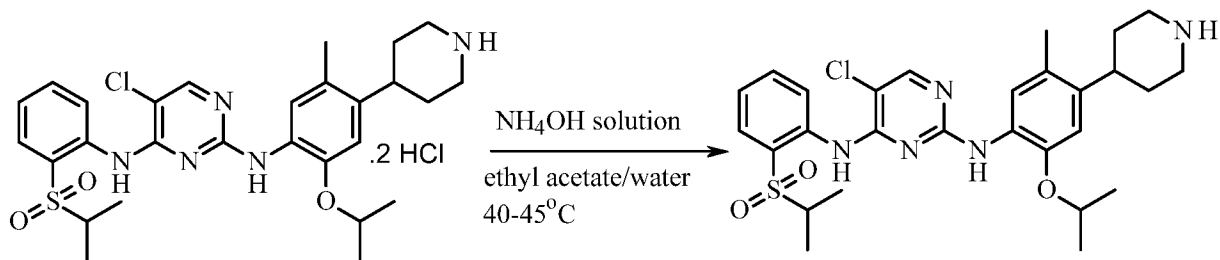
To a stirred solution of 2.5 g (0.0039 mole) of 5-chloro-N-(2-isopropoxy-5-methyl-(piperidin-4-ylphenyl)-N2-(isopropylsulfonyl) phenyl)-2,4-diamine dihydrochloride in 75 ml of purified water and 25 ml of ethanol. Raised the mass temperature to $55-60^\circ\text{C}$. Adjusted the mass pH to 10 with ammonium hydroxide solution while maintaining the mass temperature at $55-60^\circ\text{C}$. Maintained the mass temperature at $55-60^\circ\text{C}$ for 1 hour. Cooled the mass temperature to $25-30^\circ\text{C}$. Maintained the mass temperature at $25-30^\circ\text{C}$ for 30 minutes. Filtered the solid by using Buchner funnel and Buchner flask under vacuum. Washed the solid with 12.5 ml of aqueous ethanol solution (diluted 10 ml of purified water with 2.5 ml of ethanol). The wet compound was dried under vacuum at $55-60^\circ\text{C}$ for 2 hours to give 1.7 g (77 % yield) of 5-chloro-N2-(2-isopropoxy-5-methyl-4-(piperidin-4-ylphenyl)-N4-[2-(propane-2-sulfonyl) phenyl] pyrimidine -2,4-diamine [Ceritinib crystalline form-A] with 99.8 % purity by HPLC. P-XRD spectra 2θ values are matching with Ceritinib form-A values.

Example-16: Preparation of crystalline form-A of 5-chloro-N2-(2-isopropoxy-5-methyl-4-(piperidin-4-ylphenyl)-N4-[2-(propane-2-sulfonyl) phenyl] pyrimidine -2, 4-diamine [Ceritinib]



To a stirred solution of 2.5 g (0.0039 mole) of 5-chloro-N-(2-isopropoxy-5-methyl-(piperidin-4-ylphenyl)-N2-(isopropylsulfonyl) phenyl)-2,4-diamine dihydrochloride in 75 ml of purified water and 25 ml of acetonitrile. Raised the mass temperature to 55-60°C. Adjusted the mass pH to 10 with ammonium hydroxide solution while maintaining the mass temperature at 55-60°C. Maintained the mass temperature at 55-60°C for 1 hour. Cooled the mass temperature to 25- 30°C. Maintained the mass temperature at 25-30 °C for 30 minutes. Filtered the solid by using Buchner funnel and Buchner flask under vacuum. Washed the solid with 12.5 ml of aqueous acetonitrile solution (diluted 10 ml of purified water with 2.5 ml of acetonitrile). The wet compound was dried under vacuum at 55-60° C for 2 hours to give 1.95 g (88.2 % yield) of 5-chloro-N2-(2-isopropoxy-5-methyl-4-(piperidin-4-ylphenyl)-N4-[2-(propane-2-sulfonyl) phenyl] pyrimidine -2,4-diamine [Ceritinib crystalline form-A] with 99.8 % purity by HPLC. P-XRD spectra 2θ values are matching with Ceritinib form-A values.

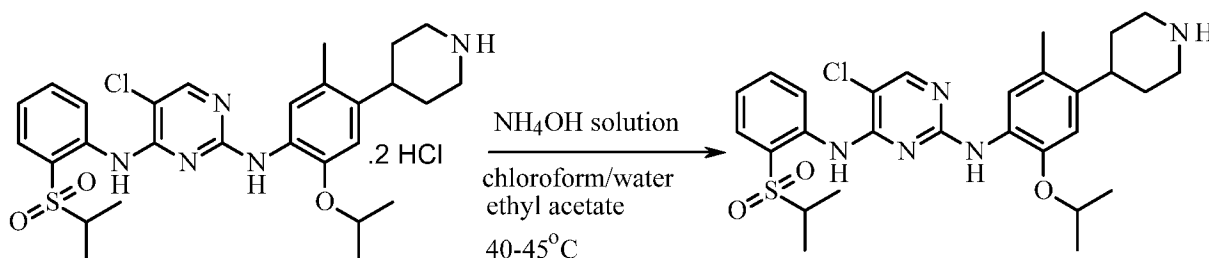
Example-17: Preparation of crystalline form-A of 5-chloro-N2-(2-isopropoxy-5-methyl-4-(piperidin-4-ylphenyl)-N4-[2-(propane-2-sulfonyl) phenyl] pyrimidine -2, 4-diamine [Ceritinib]



To a stirred solution of 2.5 g (0.0039 mole) of 5-chloro-N-(2-isopropoxy-5-methyl-(piperidin-4-ylphenyl)-N2-(isopropylsulfonyl) phenyl)-2,4-diamine di-

hydrochloride in 75 ml of purified water. Adjusted the mass pH to 10 with ammonium hydroxide solution while maintaining the mass temperature at 25-30°C. Maintained the mass temperature at 25-30°C for 1 hour. Extracted the compound with 3 x 50 ml of ethyl acetate. Combined the organic layer and organic layer was dried with sodium sulphate. Filtered the sodium sulphate. Distilled of ethyl acetate completely under vacuum below 45°C. Remaining solid mass was suspended in 20 ml of ethyl acetate and stirred the mass for 30 minutes. Cooled the mass temperature to 25- 30°C. Maintained the mass temperature at 25-30 °C for 30 minutes. Filtered the solid by using Buchner funnel and Buchner flask under vacuum. Washed the solid with 10 ml of ethyl acetate. The wet compound was dried under vacuum at 55-60° C for 2 hours to give 1.45 g (65.6 % yield) of 5-chloro-N2-(2-isopropoxy-5-methyl-4-(piperidin-4-ylphenyl)-N4-[2-(propane-2-sulfonyl) phenyl] pyrimidine -2,4-diamine [Ceritinib crystalline form-A] with 99.8 % purity by HPLC. P-XRD spectra 2θ values are matching with Ceritinib form-A values.

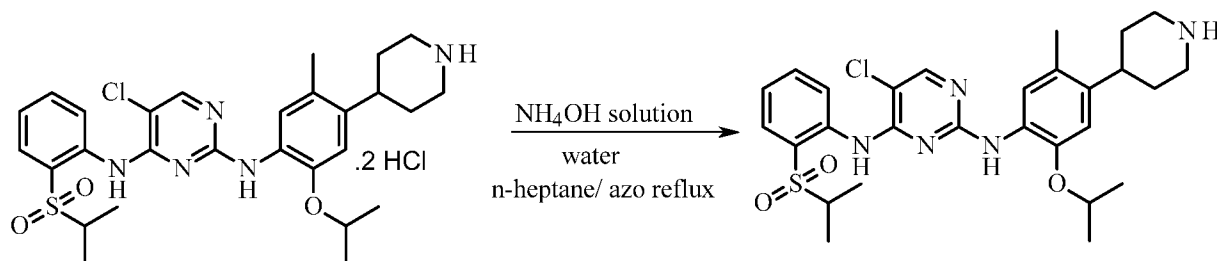
Example-18: Preparation of crystalline form-A of 5-chloro-N2-(2-isopropoxy-5-methyl-4-(piperidin-4-ylphenyl)-N4-[2-(propane-2-sulfonyl) phenyl] pyrimidine -2, 4-diamine [Ceritinib]



To a stirred solution of 2.5 g (0.0039 mole) of 5-chloro-N-(2-isopropoxy-5-methyl-(piperidin-4-ylphenyl)-N-2-(isopropylsulfonyl) phenyl)-2,4-diamine dihydrochloride in 75 ml of purified water. Adjusted the mass pH to 10 with ammonium hydroxide solution while maintaining the mass temperature at 25-30°C. Maintained the mass temperature at 25-30°C for 1 hour. Extracted the compound with 3 x 50 ml of chloroform. Combined the organic layer and organic layer was dried with sodium sulphate. Filtered the sodium sulphate. Distilled of chloroform

completely under vacuum below 45°C. Remaining foamy solid mass was suspended in 20 ml of ethyl acetate and stirred the mass for 30 minutes at 25-30°C. Filtered the solid by using Buchner funnel and Buchner flask under vacuum. Washed the solid with 10 ml of ethyl acetate. The wet compound was dried under vacuum at 55-60°C for 2 hours to give 1.50 g (67.8 % yield) of 5-chloro-N2-(2-isopropoxy-5-methyl-4-(piperidin-4-ylphenyl)-N4-[2-(propane-2-sulfonyl) phenyl] pyrimidine -2,4-diamine [Ceritinib crystalline form-A] with 99.8 % purity by HPLC. P-XRD spectra 2θ values are matching with Ceritinib form-A values.

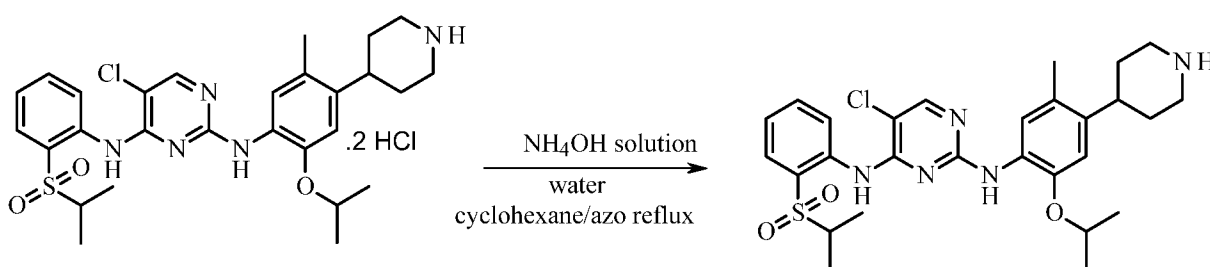
Example-19: Preparation of crystalline form-A of 5-chloro-N2-(2-isopropoxy-5-methyl-4-(piperidin-4-ylphenyl)-N4-[2-(propane-2-sulfonyl) phenyl] pyrimidine -2, 4-diamine [Ceritinib]



To a stirred solution of 2.5 g (0.0039 mole) of 5-chloro-N-(2-isopropoxy-5-methyl-(piperidin-4-ylphenyl)-N-2-(isopropylsulfonyl) phenyl)-2,4-diamine dihydrochloride in 75 ml of purified water. Adjusted the mass pH to 9.8 with ammonium hydroxide solution while maintaining the mass temperature at 25-30°C. Maintained the mass temperature at 25-30°C for 2 hour. Filtered the solid by using Buchner funnel and Buchner flask under vacuum. Washed the solid with 10 ml of purified water. 5.0 g of wet compound of was obtained. 5.0 g of wet compound and 100 ml of n-heptane were charged into a flask. Raised the mass temperature to azo reflux by dean stark apparatus. 2.2 ml of water was collected from dean stark apparatus. 50 ml of n-heptane was distilled by azo reflux. Remaining mass was cooled to 25-30°C and maintained for 1 hour. Filtered the solid and washed with 10 ml of n-heptane. The wet compound was dried under vacuum at 55-60°C for 3 hours to give 1.2 g (54.2 % yield) of 5-chloro-N2-(2-isopropoxy-5-methyl-4-

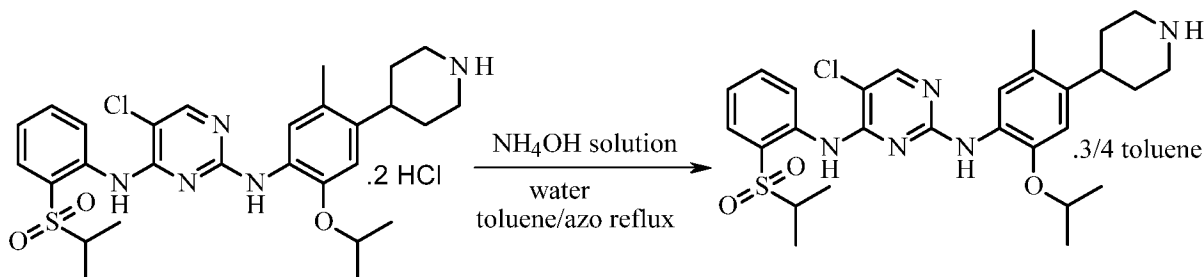
(piperidin-4-ylphenyl)-N4-[2-(propane-2-sulfonyl) phenyl] pyrimidine -2,4-diamine [Ceritinib form-A] with 99.8 % purity by HPLC. P-XRD spectra 2 θ values are matching with Ceritinib form-A values.

Example-20: Preparation of crystalline form-A of 5-chloro-N2-(2-isopropoxy-5-methyl-4-(piperidin-4-ylphenyl)-N4-[2-(propane-2-sulfonyl) phenyl] pyrimidine -2, 4-diamine [Ceritinib]



To a stirred solution of 2.5 g (0.0039 mole) of 5-chloro-N-(2-isopropoxy-5-methyl-(piperidin-4-ylphenyl)-N2-(isopropylsulfonyl) phenyl)-2,4-diamine dihydrochloride in 75 ml of purified water. Adjusted the mass pH to 9.8 with ammonium hydroxide solution while maintaining the mass temperature at 25-30°C. Maintained the mass temperature at 25-30°C for 2 hour. Filtered the solid by using Buchner funnel and Buchner flask under vacuum. Washed the solid with 10 ml of purified water. 5.0 g of wet compound of was obtained. 5.0 g of wet compound and 100 ml of cyclohexane were charged into a flask. Raised the mass temperature to azo reflux by dean stark apparatus. 2.1 ml of water was collected from dean stark apparatus. 50 ml of cyclo hexane was distilled by azo reflux. Remaining mass was cooled to 25-30°C and maintained for 1 hour. Filtered the solid and washed with 10 ml of cyclo hexane. The wet compound was dried under vacuum at 55-60°C for 3 hours to give 1.0 g (45.4 % yield) of 5-chloro-N2-(2-isopropoxy-5-methyl-4-(piperidin-4-ylphenyl)-N4-[2-(propane-2-sulfonyl) phenyl] pyrimidine -2,4-diamine [Ceritinib form-A] with 99.8 % purity by HPLC. P-XRD spectra 2 θ values are matching with Ceritinib form-A values.

Example-21: Preparation of toluene solvate of 5-chloro-N2-(2-isopropoxy-5-methyl-4-(piperidin-4-ylphenyl)-N4-[2-(propane-2-sulfonyl) phenyl] pyrimidine -2, 4-diamine [Ceritinib]

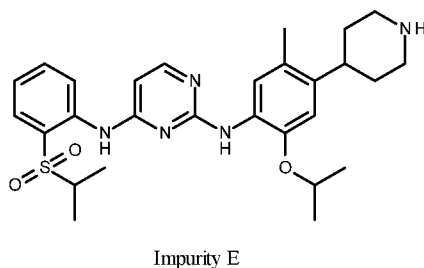
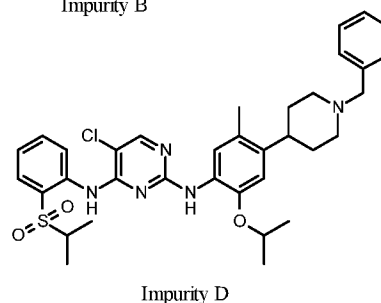
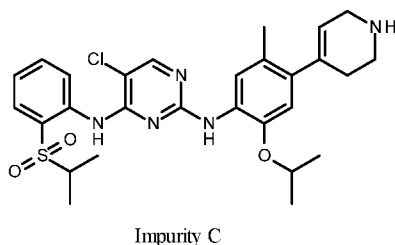
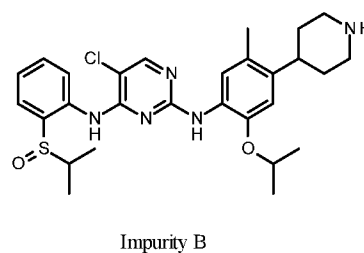
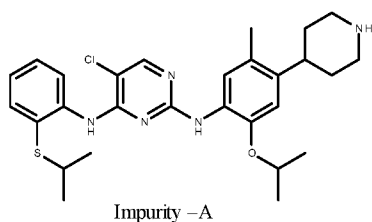


To a stirred solution of 3.0 g (0.0047 mole) of 5-chloro-N-(2-isopropoxy-5-methyl-(piperidin-4-ylphenyl)-N-2-(isopropylsulfonyl) phenyl)-2,4-diamine dihydrochloride in 100 ml of purified water. Adjusted the mass pH to 9.8 with ammonium hydroxide solution while maintaining the mass temperature at 25-30°C. Maintained the mass temperature at 25-30°C for 2 hour. Filtered the solid by using Buchner funnel and Buchner flask under vacuum. Washed the solid with 10 ml of purified water. 6.0 g of wet compound of was obtained. 6.0 g of wet compound and 60 ml of toluene were charged into a flask. Raised the mass temperature to azo reflux by dean stark apparatus. 2.6 ml of water was collected from dean stark apparatus. 30 ml of toluene was distilled by azo reflux. Remaining mass was cooled to 25-30°C and maintained for 1 hour. Filtered the solid and washed with 10 ml of toluene. The wet compound was dried under vacuum at 55-60° C for 3 hours to give 2.3 g (90.1% yield) of 5-chloro-N2-(2-isopropoxy-5-methyl-4-(piperidin-4-ylphenyl)-N4-[2-(propane-2-sulfonyl) phenyl] pyrimidine -2,4-diamine [Ceritinib toluene solvate form] with 99.8 % purity by HPLC.

We Claim:

1. A process for the preparation of Ceritinib comprising the steps of:
 - a) reacting 2-methyl-4-nitro-5-isopropoxy-phenylboronic acid pinacol ester (formula IV) with (1-benzyl-3,6-dihydro-2H-pyridin-4-yl)trifluoromethane sulfonate (formula-VII) to get 1-benzyl-4-(5-isopropoxy-2-methyl-4-nitro-phenyl)-3,6-dihydro-2H-pyridine (formula-VIII),
 - b) reducing the 1-benzyl-4-(5-isopropoxy-2-methyl-4-nitro-phenyl)-3,6-dihydro-2H-pyridine (formula-VIII) in presence of reducing agent to get 2-isopropoxy-5-methyl-4-(piperdin-4-yl) aniline dihydrochloride (formula-X),
 - c) reacting the 2-isopropoxy-5-methyl-4-(piperdin-4-yl) aniline dihydrochloride [formula-X] with 2,5-dichloro-N-(2-(isopropyl sulfonyl) phenyl) pyrimidin-4-amine (formula-XIII) to get Ceritinib dihydrochloride salt, and
 - d) converting ceritinib dihydrochloride salt to ceritinib (formula-I).
2. A process according to claim 1, wherein reducing agent is selected from palladium on carbon, platinum oxide and raney nickel.
3. A stable amorphous form of Ceritinib.
4. Stable amorphous form of Ceritinib according to claim 3, wherein the amorphous form is stable up to 180 days.
5. The stable amorphous form of Ceritinib according to claim 3, characterized by a DSC thermogram having endotherms at about 78°C and 175°C.
6. A process for the preparation of amorphous form Ceritinib comprising the steps of:
 - a) treating Ceritinib dihydrochloride with acid or water,
 - b) adjusting the pH with base,

- c) stirring the reaction mass at 25-35°C,
 d) optionally washing the mass with water, and
 e) isolating the amorphous form of ceritinib.
7. A process according to claim 6, wherein acid is selected from hydrochloric acid, acetic acid and sulfuric acid.
8. A process according to claim 6, wherein base is selected from sodium hydroxide, ammonium hydroxide, ammonia and aqueous ammonia solution.
9. An amorphous form of Ceritinib, which is free from the below impurities.



10. A process for the preparation of ceritinib comprising the steps of:
- a) reacting 4-(1-benzyl-4-piperidyl)-2-isopropoxy-5-methyl-aniline (formula-IX) with 2,5-dichloro-N-(2-(isopropyl sulfonyl) phenyl) pyrimidin-4-amine (formula-XIII) to get N-2-[4-(1-benzyl-4-piperidyl)-2-isopropoxy-5-

methyl-phenyl]-5-chloro-N4-(2-isopropylsulfonylphenyl) pyrimidine-2, 4-diamine (formula-XV), and

- b) deprotecting the N2-[4-(1-benzyl-4-piperidyl)-2-isopropoxy-5-methyl-phenyl]-5-chloro-N4-(2-isopropylsulfonylphenyl) pyrimidine-2, 4-diamine (formula-XV) to yield ceritinib (formula-I).

11. A process for the preparation of crystalline form A of Ceritinib comprising the steps of:
 - a) treating Ceritinib dihydrochloride with water and solvent or its mixture thereof,
 - b) adjusting the pH with base,
 - c) stirring the reaction mass at 25-35°C,
 - d) optionally washing the mass with solvent, and
 - e) isolating the crystalline form A of Ceritinib.
12. The process according to claim 11, wherein base is selected from sodium hydroxide, ammonium hydroxide, ammonia and aqueous ammonia solution.
13. The process according to claim 11, wherein solvent is selected from, isopropanol, methanol, ethanol, acetonitrile.
14. Toluene solvate of Ceritinib.
15. Toluene solvate of Ceritinib according to claim 14, is characterized by PXRD of figure 5.

DRAWINGS




Fig-1: Powder X-ray diffractogram of an amorphous form of ceritinib.

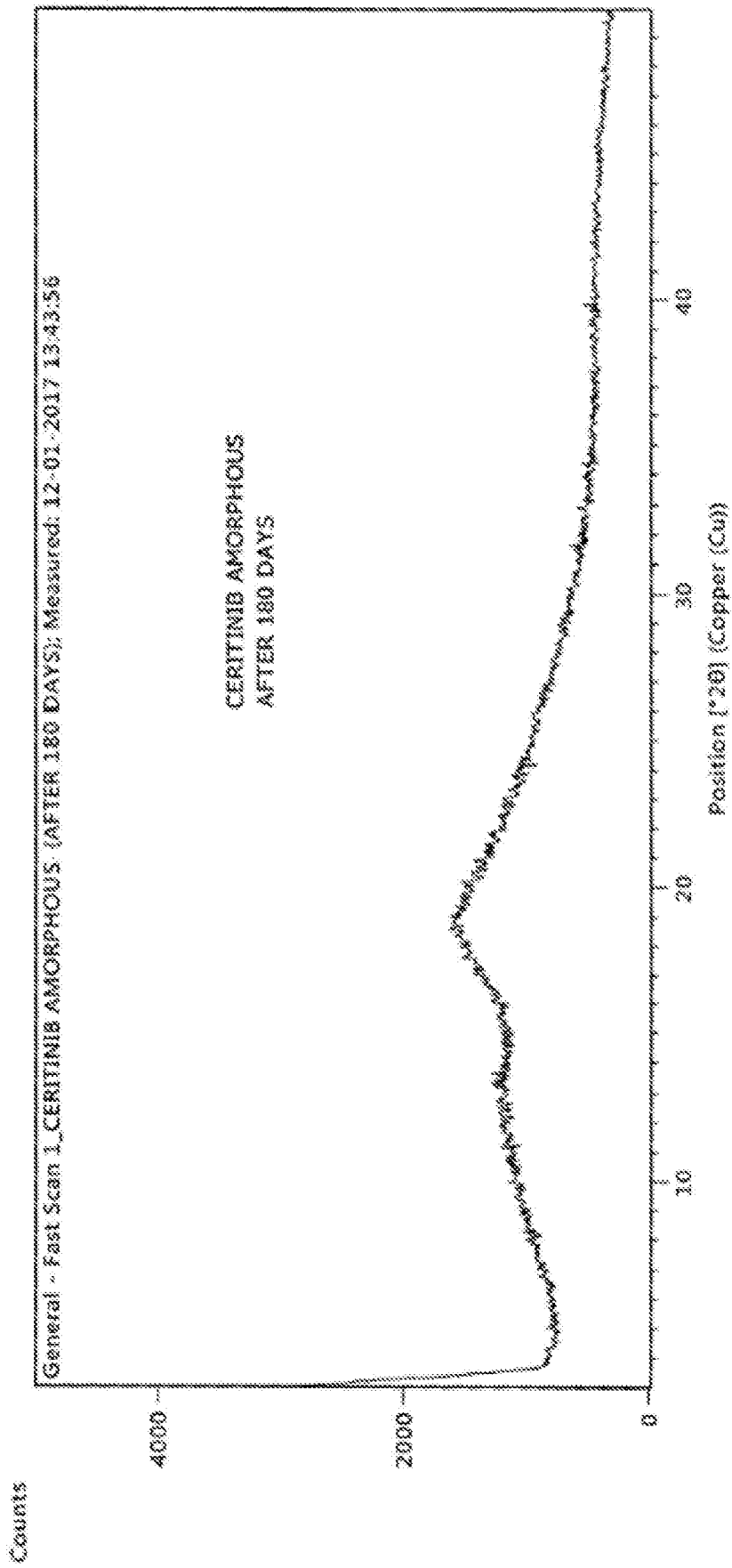


Fig-2: Powder X-ray diffractogram of an amorphous form of ceritinib of 180days

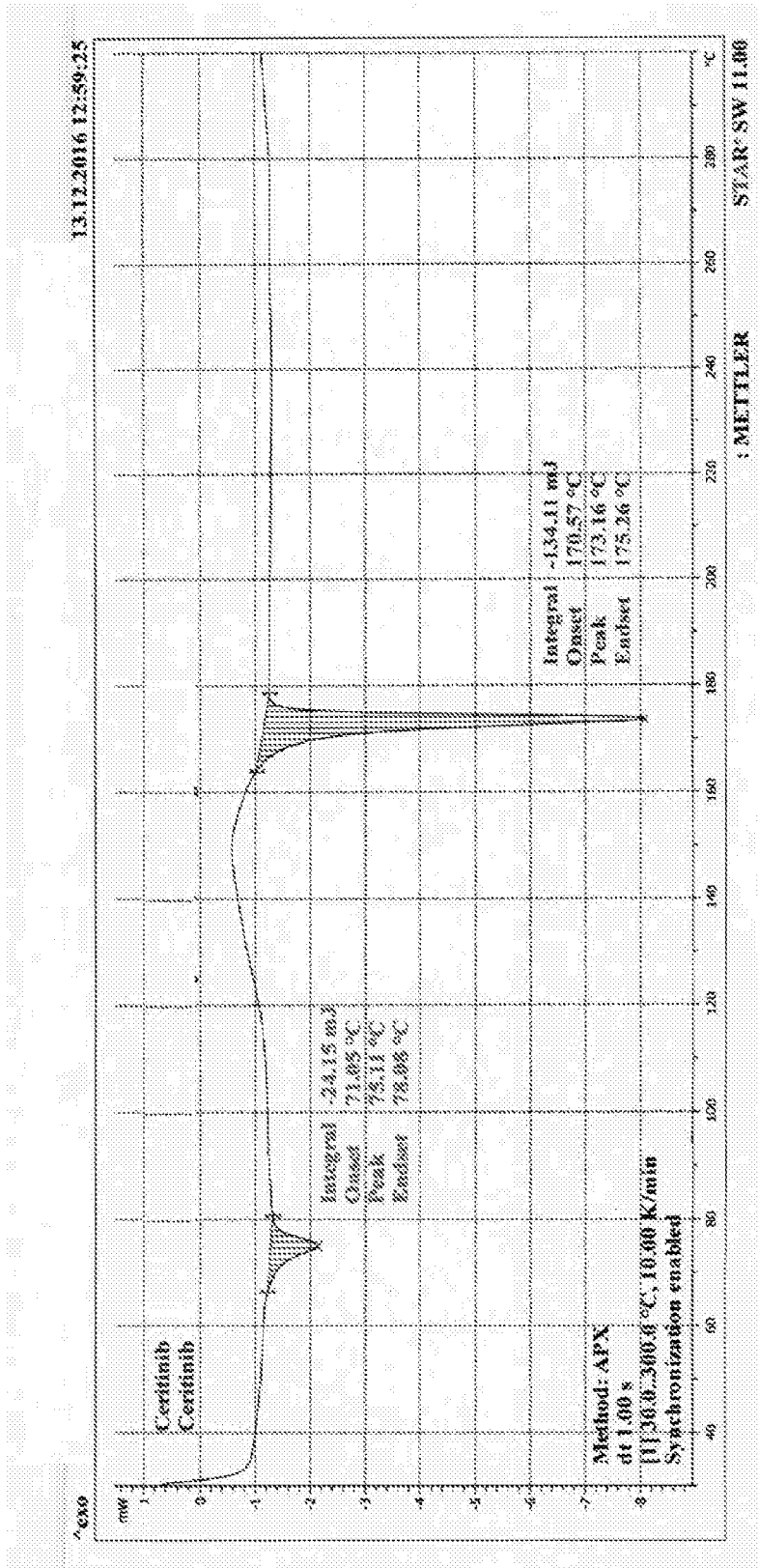


Fig-3: Differential scanning calorimetry (DSC) pattern of an amorphous form of ceritinib.

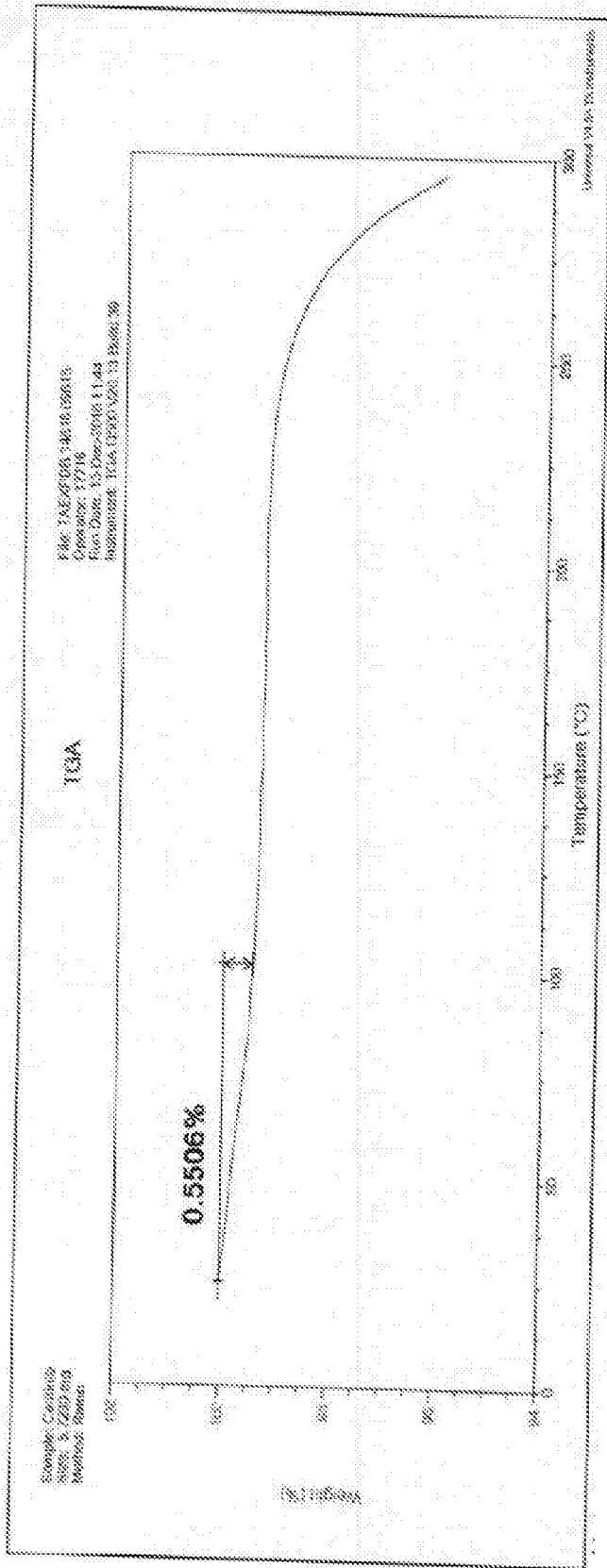
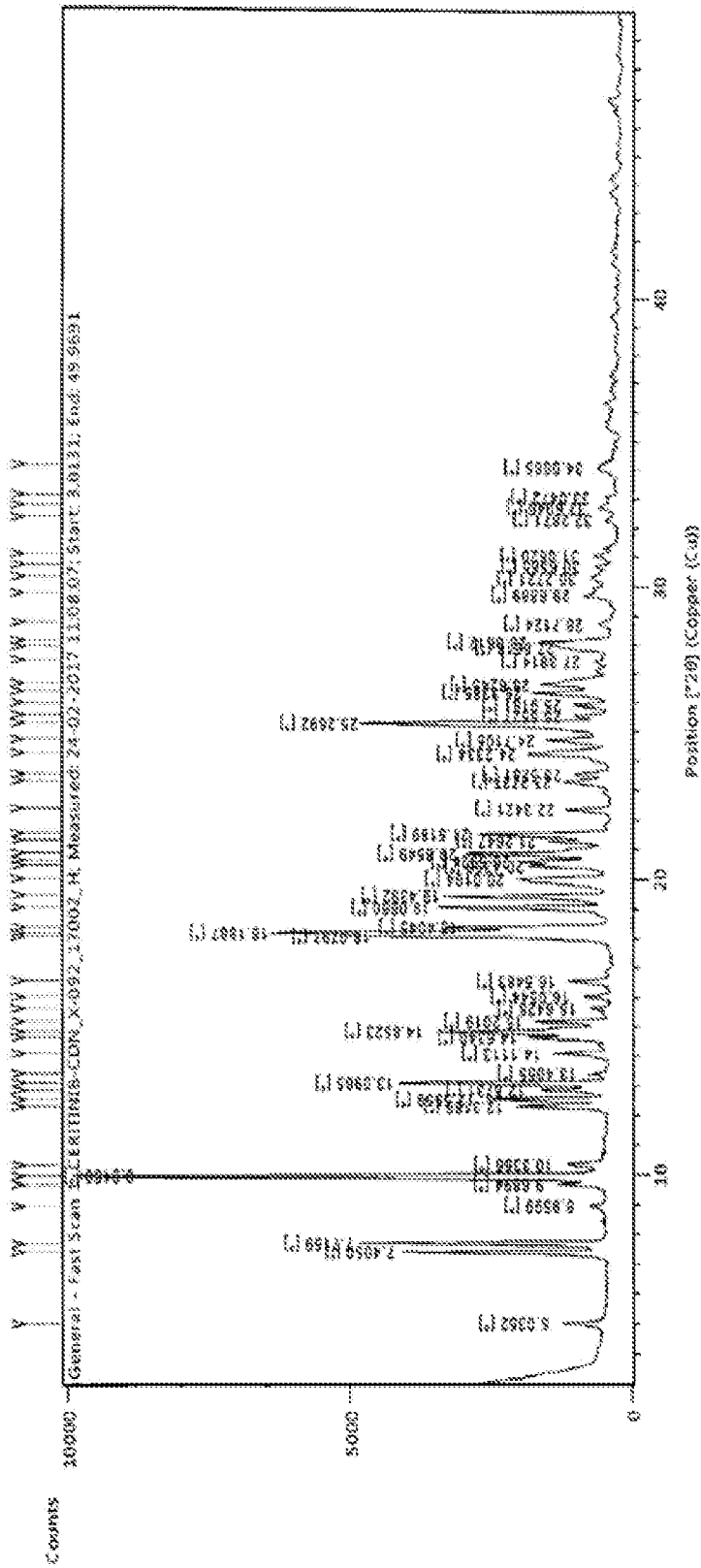


Fig-4: Thermogravimetric analysis (TGA) of an amorphous form of Ceritinib.



INTERNATIONAL SEARCH REPORT

International application No
PCT/IN2017/050086

A. CLASSIFICATION OF SUBJECT MATTER INV. C07D401/12 ADD.		
According to International Patent Classification (IPC) or to both national classification and IPC		
B. FIELDS SEARCHED		
Minimum documentation searched (classification system followed by classification symbols) C07D		
Documentation searched other than minimum documentation to the extent that such documents are included in the fields searched		
Electronic data base consulted during the international search (name of data base and, where practicable, search terms used) EPO-Internal, CHEM ABS Data, WPI Data		
C. DOCUMENTS CONSIDERED TO BE RELEVANT		
Category*	Citation of document, with indication, where appropriate, of the relevant passages	Relevant to claim No.
Y	US 8 039 479 B2 (MICHELLYS PIERRE-YVES [US] ET AL) 18 October 2011 (2011-10-18) cited in the application	10
A	Intermediates 2, 5-7 in columns 24-26, compound (66) in columns 89 and 90; example 7	1,2
Y	----- EP 2 990 405 A1 (SUZHOU ZELGEN BIOPHARMACEUTICALS CO LTD [CN]) 2 March 2016 (2016-03-02)	10
A	Synthetic route II on pages 13 and 14; page 14, lines 30,31; claim 18; example 11 -----	1,2
<input type="checkbox"/> Further documents are listed in the continuation of Box C. <input checked="" type="checkbox"/> See patent family annex.		
* Special categories of cited documents :		
"A" document defining the general state of the art which is not considered to be of particular relevance	"T" later document published after the international filing date or priority date and not in conflict with the application but cited to understand the principle or theory underlying the invention	
"E" earlier application or patent but published on or after the international filing date	"X" document of particular relevance; the claimed invention cannot be considered novel or cannot be considered to involve an inventive step when the document is taken alone	
"L" document which may throw doubts on priority claim(s) or which is cited to establish the publication date of another citation or other special reason (as specified)	"Y" document of particular relevance; the claimed invention cannot be considered to involve an inventive step when the document is combined with one or more other such documents, such combination being obvious to a person skilled in the art	
"O" document referring to an oral disclosure, use, exhibition or other means	"&" document member of the same patent family	
"P" document published prior to the international filing date but later than the priority date claimed		
Date of the actual completion of the international search 8 June 2017	Date of mailing of the international search report 23/08/2017	
Name and mailing address of the ISA/ European Patent Office, P.B. 5818 Patentlaan 2 NL - 2280 HV Rijswijk Tel. (+31-70) 340-2040, Fax: (+31-70) 340-3016	Authorized officer Guspanová, Jana	

INTERNATIONAL SEARCH REPORT

International application No.
PCT/IN2017/050086

Box No. II Observations where certain claims were found unsearchable (Continuation of item 2 of first sheet)

This international search report has not been established in respect of certain claims under Article 17(2)(a) for the following reasons:

1. Claims Nos.:
because they relate to subject matter not required to be searched by this Authority, namely:

2. Claims Nos.:
because they relate to parts of the international application that do not comply with the prescribed requirements to such an extent that no meaningful international search can be carried out, specifically:

3. Claims Nos.:
because they are dependent claims and are not drafted in accordance with the second and third sentences of Rule 6.4(a).

Box No. III Observations where unity of invention is lacking (Continuation of item 3 of first sheet)

This International Searching Authority found multiple inventions in this international application, as follows:

see additional sheet

1. As all required additional search fees were timely paid by the applicant, this international search report covers all searchable claims.

2. As all searchable claims could be searched without effort justifying an additional fees, this Authority did not invite payment of additional fees.

3. As only some of the required additional search fees were timely paid by the applicant, this international search report covers only those claims for which fees were paid, specifically claims Nos.:

4. No required additional search fees were timely paid by the applicant. Consequently, this international search report is restricted to the invention first mentioned in the claims; it is covered by claims Nos.:

1, 2, 10

Remark on Protest

- The additional search fees were accompanied by the applicant's protest and, where applicable, the payment of a protest fee.
- The additional search fees were accompanied by the applicant's protest but the applicable protest fee was not paid within the time limit specified in the invitation.
- No protest accompanied the payment of additional search fees.

FURTHER INFORMATION CONTINUED FROM PCT/ISA/ 210

This International Searching Authority found multiple (groups of) inventions in this international application, as follows:

1. claims: 1, 2, 10

A four-steps process for the preparation of Ceritinib and a two-steps process for the preparation of Ceritinib, both processes involving an intermediate compound of formula IX.

2. claims: 3-9, 14, 15

Amorphous form of Ceritinib and the process for its preparation and toluene solvate of Ceritinib.

3. claims: 11-13

A process for the preparation of crystalline form A of Ceritinib

INTERNATIONAL SEARCH REPORT

Information on patent family members

International application No

PCT/IN2017/050086

Patent document cited in search report	Publication date	Patent family member(s)	Publication date
US 8039479	B2	18-10-2011	AR 064197 A1 18-03-2009
			AR 077849 A2 28-09-2011
			BR PI0722383 A2 05-06-2012
			BR PI0722384 A2 12-06-2012
			CL 2007003552 A1 18-07-2008
			CN 101616895 A 30-12-2009
			CU 20090102 A7 11-07-2011
			CY 1115898 T1 13-04-2016
			DO P2011000074 A 31-08-2012
			EA 201100687 A1 30-12-2011
			EA 201100688 A1 30-12-2011
			EC SP109500 A 30-07-2010
			EP 2311807 A1 20-04-2011
			EP 2537830 A1 26-12-2012
			EP 3012249 A1 27-04-2016
			ES 2524009 T3 03-12-2014
			ES 2559528 T3 12-02-2016
			GE P20156282 B 11-05-2015
			HK 1134290 A1 30-01-2015
			HN 2009001145 A 25-11-2011
			HR P20141260 T1 13-03-2015
			IL 230972 A 30-11-2016
			JO 2980 B 15-03-2016
			KR 20110117195 A 26-10-2011
			LU 92785 I2 03-11-2015
			MY 148427 A 30-04-2013
			NZ 577197 A 25-02-2011
			NZ 590601 A 30-09-2011
			PE 08142012 A1 26-07-2012
			PE 14472008 A1 20-11-2008
			SI 2091918 T1 30-01-2015
			SM 201000108 A 19-01-2011
			TW 200831486 A 01-08-2008
			TW 201124402 A 16-07-2011
UA 100846 C2 11-02-2013			
US 2008176881 A1 24-07-2008			
US 2011190259 A1 04-08-2011			
US 2011257154 A1 20-10-2011			
US 2011257155 A1 20-10-2011			
US 2013005748 A1 03-01-2013			
US 2015105390 A1 16-04-2015			

EP 2990405	A1	02-03-2016	AU 2014256635 A1 10-12-2015
			CA 2929661 A1 30-10-2014
			CN 104109149 A 22-10-2014
			CN 105189479 A 23-12-2015
			EP 2990405 A1 02-03-2016
			JP 6131384 B2 17-05-2017
			JP 2016516826 A 09-06-2016
			KR 20150143780 A 23-12-2015
			RU 2015149767 A 26-05-2017
			US 2016185753 A1 30-06-2016
			WO 2014173291 A1 30-10-2014
