



US00D382407S

United States Patent [19]
Craft et al.

[11] **Patent Number: Des. 382,407**
[45] **Date of Patent: **Aug. 19, 1997**

- [54] **HANDLE FOR AN ELECTRIC TOOTHBRUSH**
- [75] Inventors: **Adam B. Craft**, Fort Collins, Colo.;
Andrew Serbinski, Annandale, N.J.
- [73] Assignee: **Teledyne Industries, Inc.**, Fort Collins, Colo.
- [**] Term: **14 Years**
- [21] Appl. No.: **47,410**
- [22] Filed: **Dec. 4, 1995**
- [51] **LOC (6) Cl.** **04-02**
- [52] **U.S. Cl.** **D4/101; D4/138**
- [58] **Field of Search** **D4/100-102, 104-112, D4/114, 138; 15/22.1, 22.2, 23-29, 143.1, 159.1, 160, 167.1, 167.2; 132/308, 309; 601/136, 141, 142**

3,840,932 10/1974 Balamuth et al. .
4,991,249 2/1991 Suroff .

FOREIGN PATENT DOCUMENTS

WO92/10146 6/1992 WIPO .

OTHER PUBLICATIONS

Teledyne Water Pik "Plaque Control 3000" plaque removal instrument (Jul. 1991).
American Dentronics Incorporated "Soniplak" sonic plaque removal system (May 1993).
Teledyne Water Pik "Sensonic" toothbrush, sales brochure (at least as early as Sep. 1994).

Primary Examiner—A. Hugo Word
Assistant Examiner—Lavone D. Tabor
Attorney, Agent, or Firm—Lee R. Osman

[57] **CLAIM**

The ornamental design for a handle for an electric toothbrush, as shown and described.

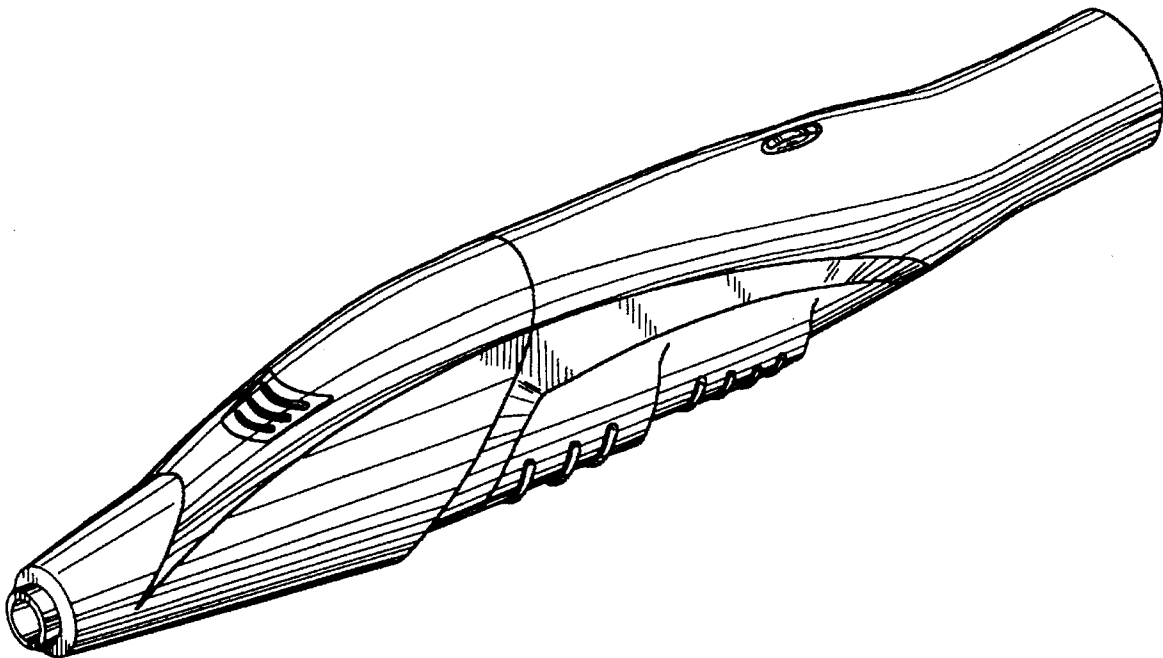
DESCRIPTION

FIG. 1 is a perspective view of a handle for an electric toothbrush embodying our new design;
FIG. 2 is a top plan view thereof;
FIG. 3 is a right side elevational view thereof; the left side being a mirror image thereof;
FIG. 4 is a bottom plan view thereof;
FIG. 5 is a front end view thereof; and,
FIG. 6 is a rear end view thereof.

1 Claim, 3 Drawing Sheets

[56] **References Cited**
U.S. PATENT DOCUMENTS

D. 197,048	12/1963	Troy	D4/101
D. 199,560	11/1964	Thompson	D4/101
D. 202,873	11/1965	Husted	D4/101
D. 204,127	3/1966	Syverson	D4/101
D. 358,713	5/1995	Perry	D4/104
D. 370,125	5/1996	Craft et al.	D4/101
2,158,738	5/1939	Baker et al.	..	
2,206,726	7/1940	Lasater	.	
2,875,458	3/1959	Tsuda	.	
3,104,405	9/1963	Perrinjaquet	.	
3,466,689	9/1969	Aurelio et al.	..	



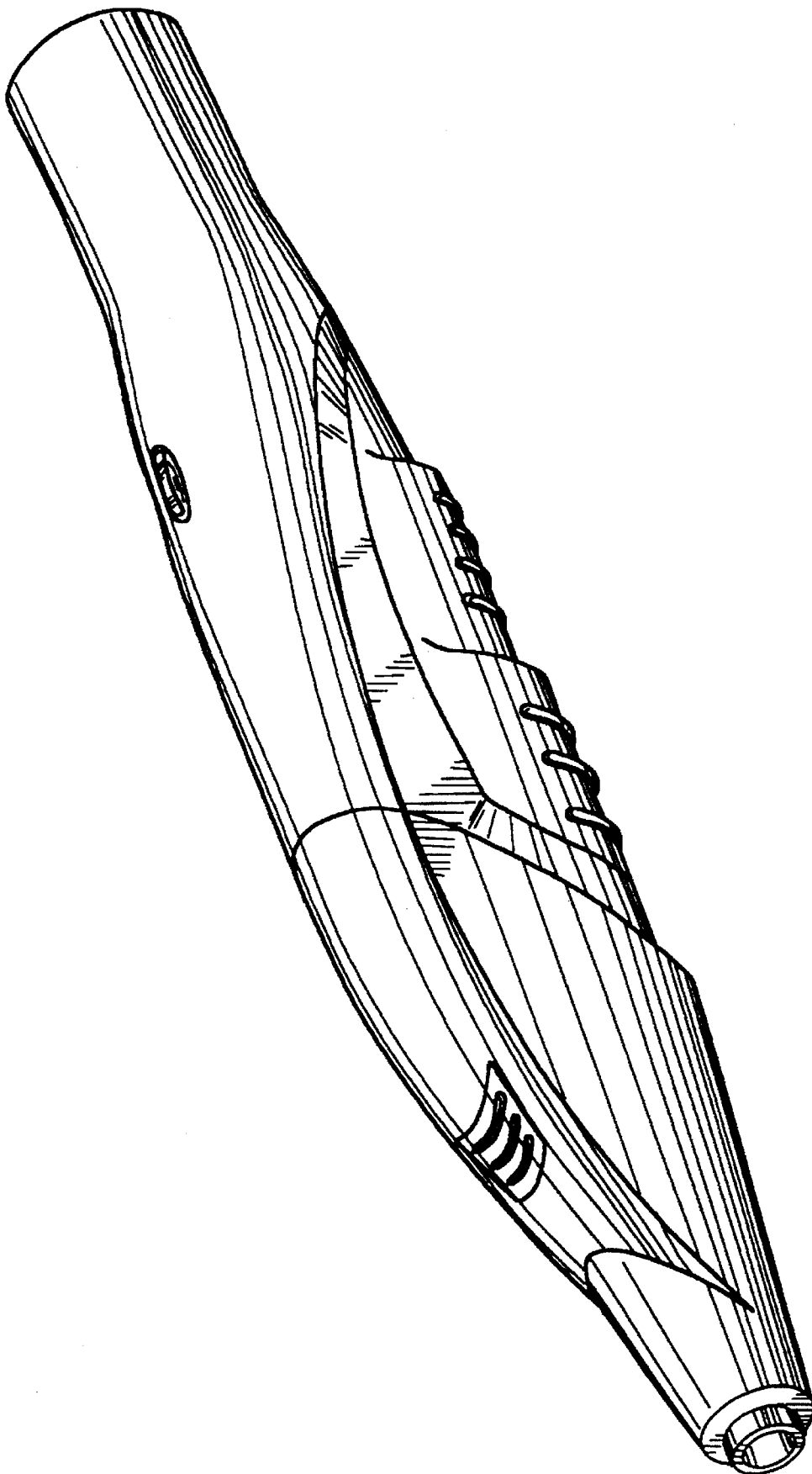


Fig. 1

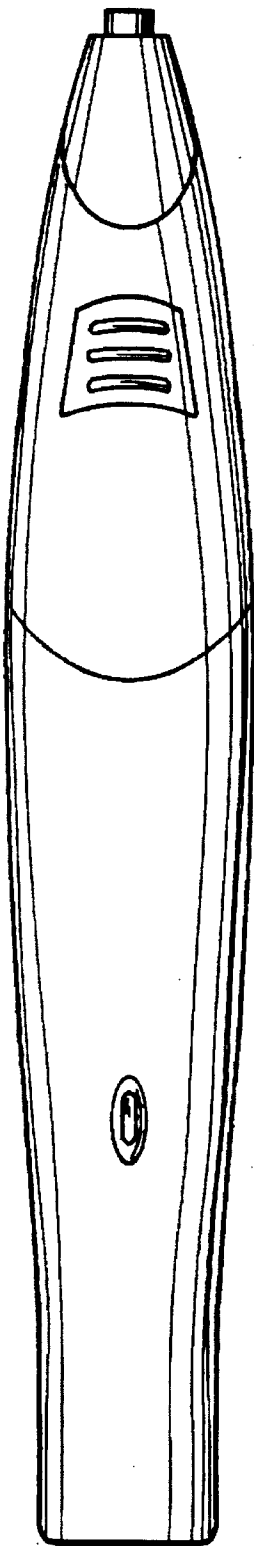


Fig. 2



Fig. 3

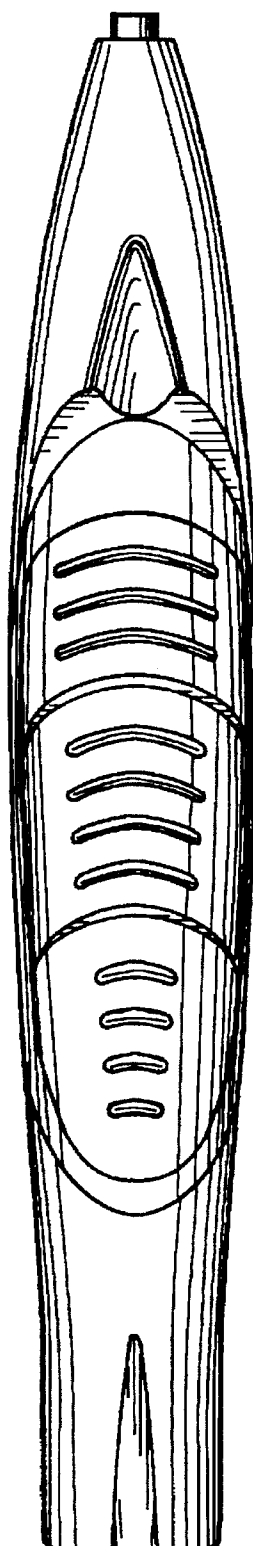


Fig. 4

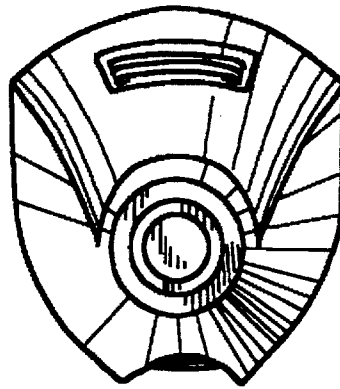


Fig. 5

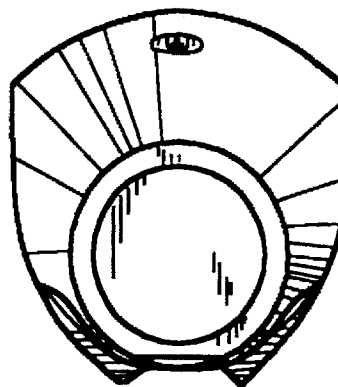


Fig. 6