

# United States Patent [19]

Heriard-Dubreuil

[11] Patent Number: **Des. 290,089**

[45] Date of Patent: **\*\* Jun. 2, 1987**

[54] **DECANTER**

[75] Inventor: **Marc Heriard-Dubreuil, Rouillac, France**

[73] Assignee: **A. De Luze & Fils & Cie., Cognac, France**

[\*\*] Term: **14 Years**

[21] Appl. No.: **696,332**

[22] Filed: **Jan. 29, 1985**

[52] U.S. Cl. .... **D9/385; D9/398; D9/410**

[58] Field of Search ..... **D9/384, 385, 386, 398, D9/393, 410; 215/1 R, 1 C**

[56] **References Cited**

### U.S. PATENT DOCUMENTS

D. 61,409 8/1922 Eyben ..... D9/385  
D. 86,353 3/1932 Cordy ..... D9/398

D. 107,024 11/1937 Lohse ..... D9/398  
D. 113,422 2/1939 Hiolle ..... D9/385  
D. 185,991 8/1959 Loewy ..... D9/384 X  
D. 187,244 2/1960 Morris ..... D9/410  
D. 196,389 9/1963 Mason et al. .... D9/398

*Primary Examiner*—Robert C. Spangler  
*Attorney, Agent, or Firm*—Mason, Fenwick & Lawrence

### [57] CLAIM

The ornamental design for a decanter, substantially as shown and described.

### DESCRIPTION

FIG. 1 is a top plan view of a decanter, showing my new design;  
FIG. 2 is a front elevational view thereof;  
FIG. 3 is a bottom plan view thereof;  
FIG. 4 is a side elevational view thereof viewed from the right of FIG. 2, the opposite side elevation being the mirror image thereof; and,  
FIG. 5 is a rear elevational view thereof.

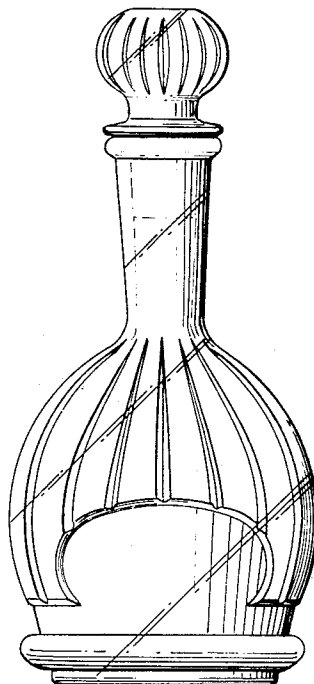


Fig-1

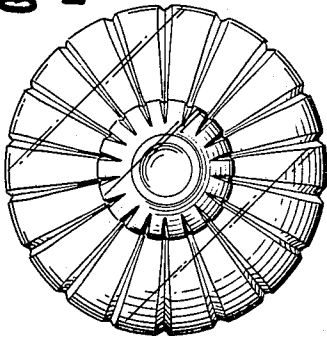


Fig-4

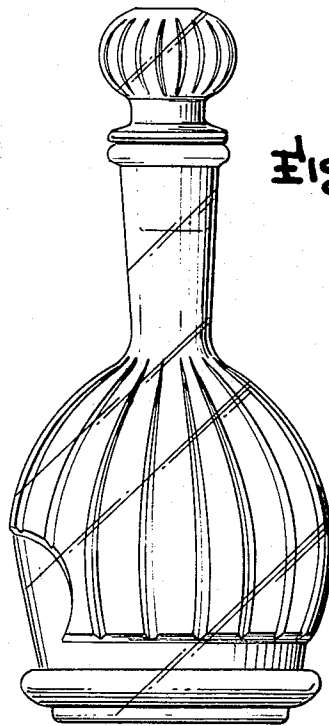


Fig-2

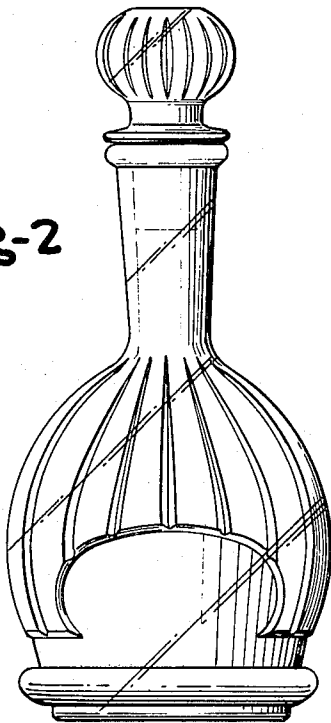


Fig-5

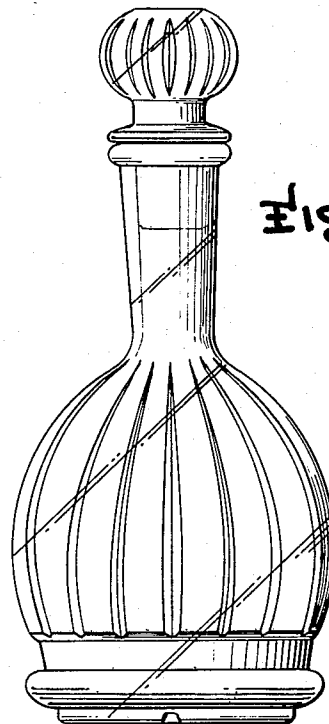


Fig-3

