



US00D487583S

(12) **United States Design Patent** (10) **Patent No.:** **US D487,583 S**
Roshala et al. (45) **Date of Patent:** **** Mar. 16, 2004**

(54) **GOLF SWING TRAINING DEVICE**
(75) Inventors: **David Z. Roshala, Sharon, PA (US); J. David Wible, Sharon, PA (US)**
(73) Assignee: **Golf Better Enterprises, LLC, Sharon, PA (US)**
(**) Term: **14 Years**
(21) Appl. No.: **29/175,759**
(22) Filed: **Feb. 11, 2003**
(51) **LOC (7) Cl.** **21-02**
(52) **U.S. Cl.** **D21/791**
(58) **Field of Search** D21/736-746,
D21/789, 791; 473/251-256, 324, 340,
341, 219, 226, 228

(56) **References Cited**
U.S. PATENT DOCUMENTS
D247,919 S * 5/1978 Goyette, Jr. D21/791

D331,091 S * 11/1992 Naples D21/793
D368,950 S * 4/1996 Gates D21/791
D420,077 S * 2/2000 Constantine D21/735
D470,905 S * 2/2003 Beeson D21/791

* cited by examiner
Primary Examiner—Mitchell Siegel
(74) *Attorney, Agent, or Firm*—Harpman & Harpman

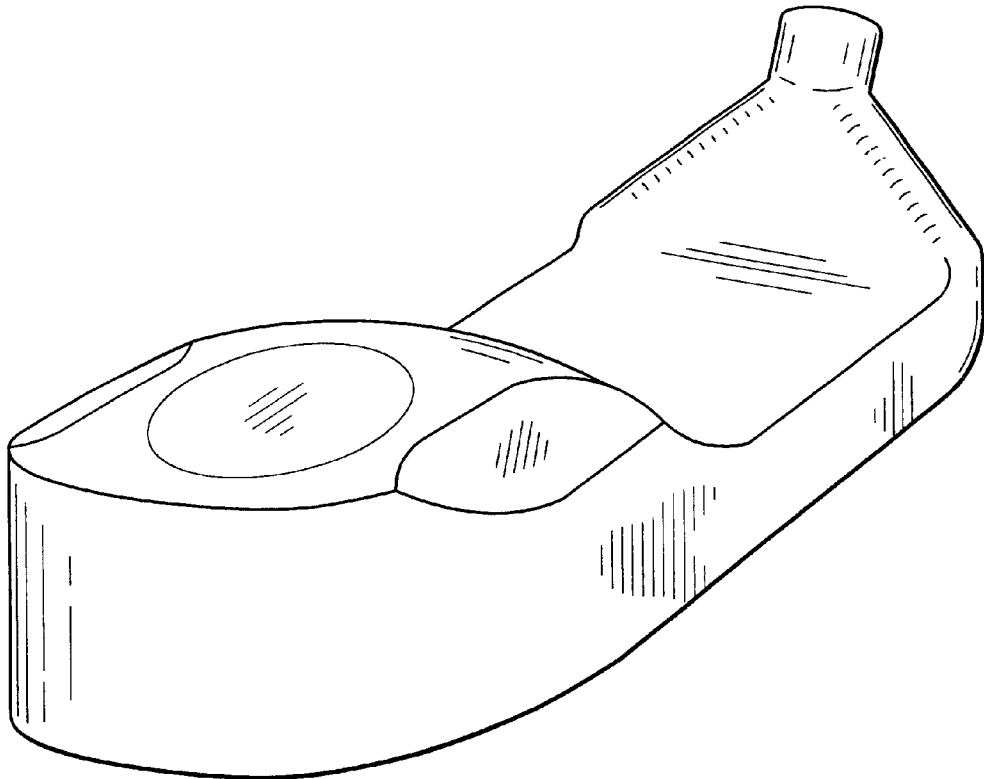
(57) **CLAIM**

The ornamental design for a golf swing training device, as shown and described.

DESCRIPTION

FIG. 1 is a front perspective view of the golf swing training device;
FIG. 2 is a right side elevational view thereof, the left side being a mirror image thereof;
FIG. 3 is a top plan view thereof;
FIG. 4 is a bottom plan view thereof; and,
FIG. 5 is a rear elevational view thereof.

1 Claim, 3 Drawing Sheets



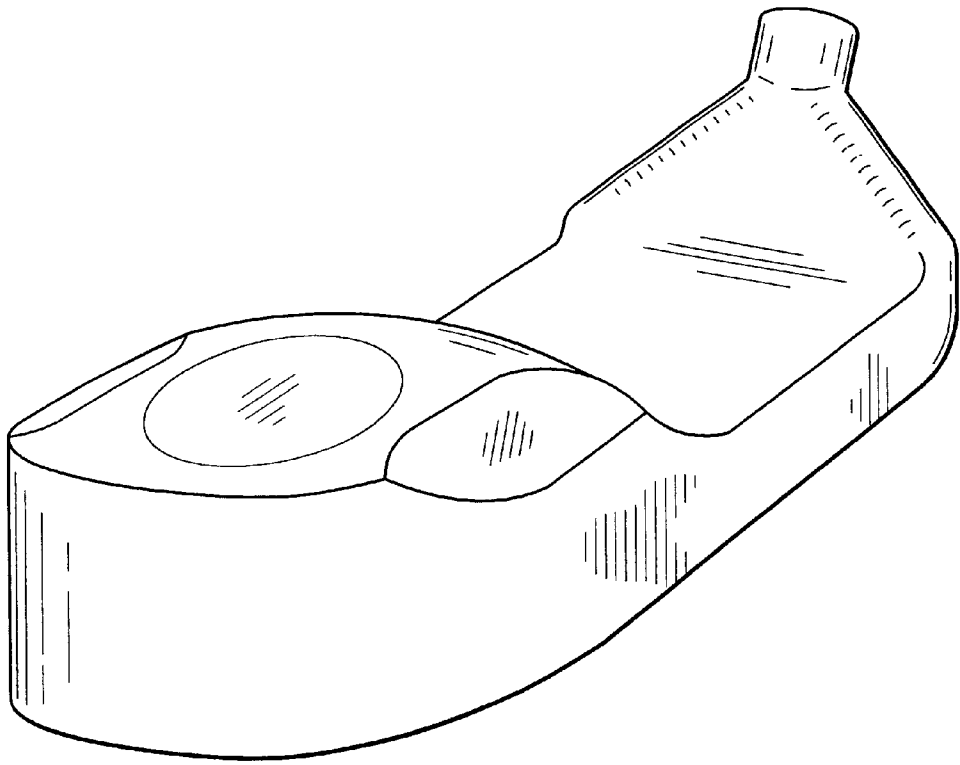


FIG. 1

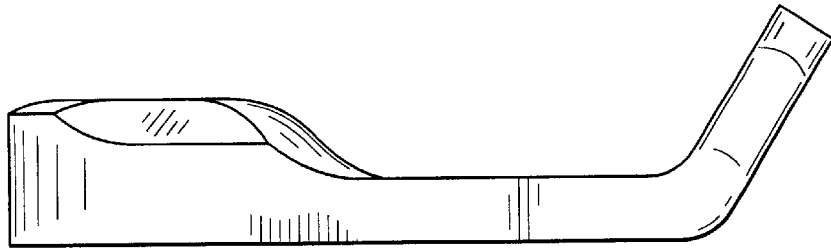


FIG. 2

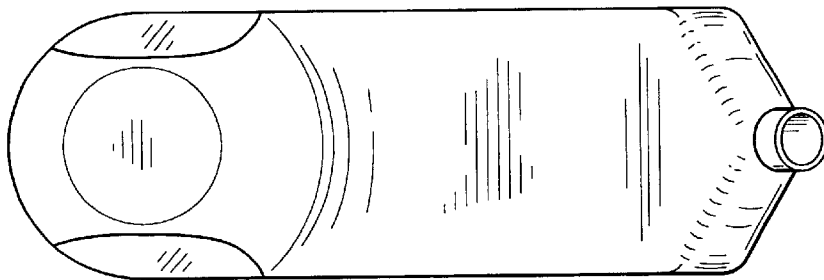


FIG. 3

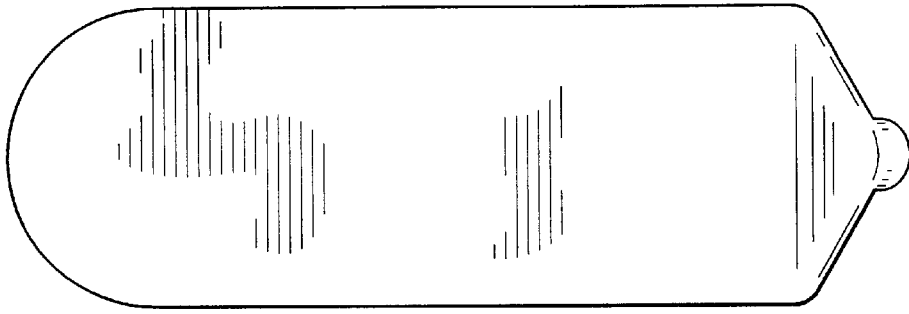


FIG. 4

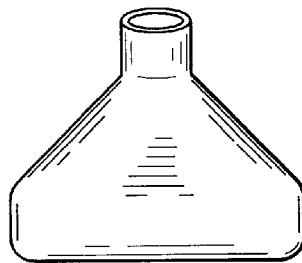


FIG. 5