



US00D369054S

# United States Patent [19]

**Straub et al.**

[11] **Patent Number: Des. 369,054**

[45] **Date of Patent: \*\*Apr. 23, 1996**

- [54] **INFANT SUPPORT PILLOW**
- [76] Inventors: **Mariann C. Straub**, 636 S. Belmont;  
**Mark H. Greenwood**, 702 S. Mitchell,  
both of Arlington Heights, Ill. 60005
- [\*\*] Term: **14 Years**
- [21] Appl. No.: **12,143**
- [22] Filed: **Aug. 24, 1993**

5,165,130	11/1992	Wendling .....	5/655
5,189,748	3/1993	Garrison et al. ....	5/655
5,193,238	3/1993	Clute .....	5/655
5,272,780	12/1993	Clute .....	5/655

*Primary Examiner*—Lisa P. Lichtenstein  
*Attorney, Agent, or Firm*—Olson & Hierl, Ltd.

[57] **CLAIM**

The ornamental design for an infant support pillow, as shown and described.

### Related U.S. Application Data

- [63] Continuation-in-part of Ser. No. 8,056, May 6, 1993.
- [52] **U.S. Cl.** ..... **D6/601**; D6/333; D6/596;  
D24/183
- [58] **Field of Search** ..... D6/595, 596, 601,  
D6/333; 128/870, 871, 845; D24/183, 190–192;  
5/631, 632, 637, 655

[56] **References Cited**

#### U.S. PATENT DOCUMENTS

2,562,725	7/1951	Leto et al. ....	5/631
3,924,282	12/1975	Bond .....	5/632
4,506,396	3/1985	Ritchie, Jr. et al. ....	5/631
4,733,836	3/1988	Barnes .....	248/106
4,771,493	9/1988	Park .....	5/637
4,862,535	9/1989	Roberts .....	5/655

### DESCRIPTION

FIG. 1 is a perspective view of an infant support pillow showing our new design in use orientation;  
FIG. 2 is a head end (relative to the infant) elevational view thereof;  
FIG. 3 is a right side (relative to the infant) elevational view thereof;  
FIG. 4 is a left side (relative to the infant) elevational view thereof;  
FIG. 5 is a top plan view thereof; and,  
FIG. 6 is a bottom plan view thereof.

The broken-line showing of an infant in FIGS. 1 and 2 is for illustrative purposes only and forms no part of the claimed design.

**1 Claim, 1 Drawing Sheet**

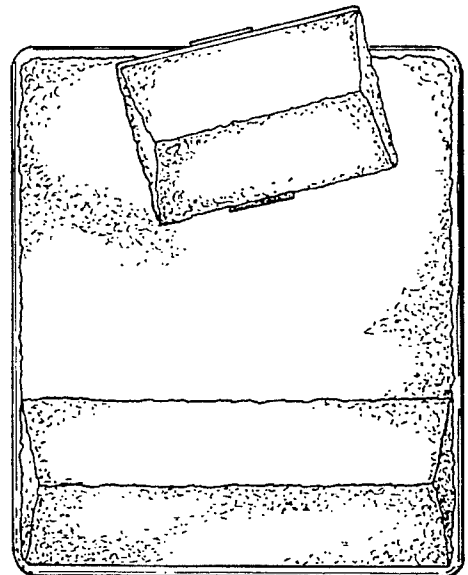
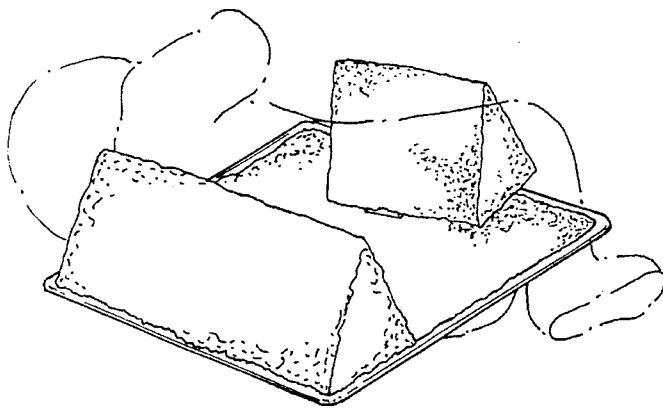


FIG. 1

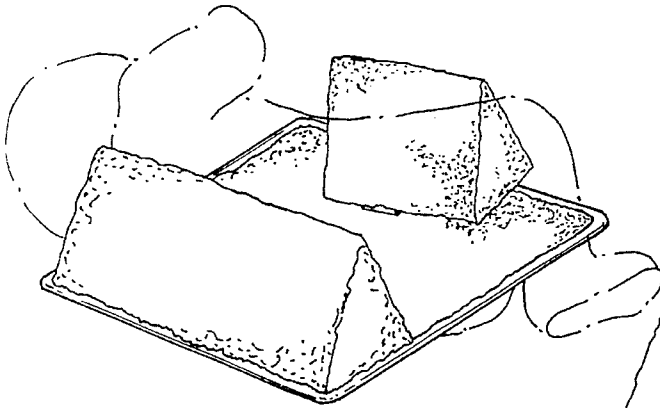


FIG. 2

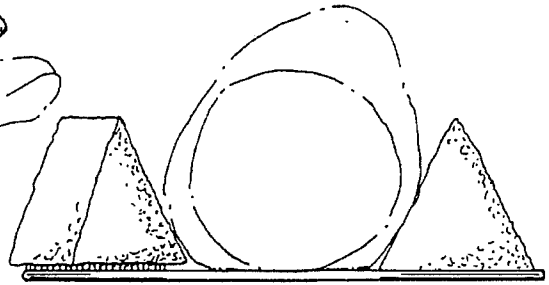


FIG. 3




FIG. 5

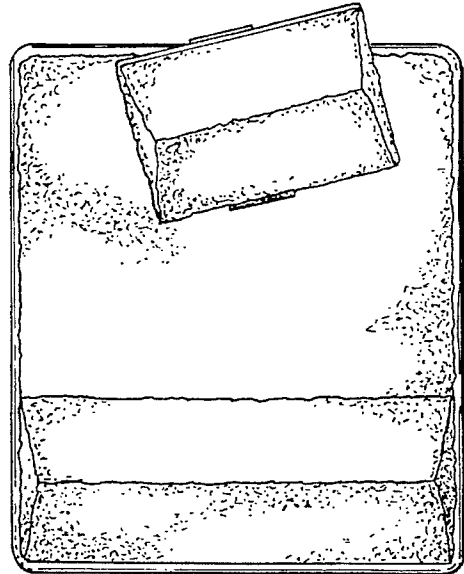


FIG. 6

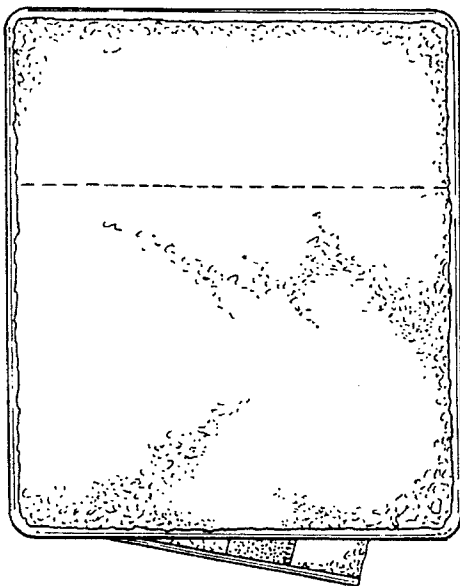


FIG. 4

