



US00D385155S

United States Patent [19]

[11] Patent Number: Des. 385,155

Weiss et al.

[45] Date of Patent: **Oct. 21, 1997

- [54] MICROWAVE OVEN FRONT PANEL
- [75] Inventors: **Richard K. Weiss, Dublin; John A. Molnar, Columbus, both of Ohio**
- [73] Assignee: **White Consolidated Industries, Inc., Cleveland, Ohio**
- [**] Term: **14 Years**
- [21] Appl. No.: **54,845**
- [22] Filed: **May 23, 1996**
- [51] LOC (6) CL **07-02**
- [52] U.S. Cl. **D7/405**
- [58] Field of Search D7/348-351, 402, D7/405, 406; 126/275 R, 275 E, 19 M, 19 R, 21 A; 219/10.55 R, 10.55 A, 10.55 B, 10.55 C

- D. 318,774 8/1991 Kubo et al. D7/351
- D. 323,953 2/1992 Kubo et al. .
- D. 339,024 9/1993 Ichihara et al. .
- D. 353,074 12/1994 Ozaki et al. .
- D. 353,510 12/1994 Nakamura D7/351
- D. 353,512 12/1994 Saimen et al. .
- D. 357,159 4/1995 Mitsui et al. .
- D. 360,103 7/1995 Kim .
- D. 366,591 1/1996 Kim D7/351

Primary Examiner—Ruth McInroy
Attorney, Agent, or Firm—Pearne, Gordon, McCoy & Granger LLP

[57] CLAIM

The ornamental design for a microwave oven front panel, as shown and described.

DESCRIPTION


FIG. 1 is a perspective view of a microwave oven front panel, showing our new design;
 FIG. 2 is a front elevational view thereof;
 FIG. 3 is a right side elevational view of a microwave oven front panel, the left side elevational view being a mirror image thereof;
 FIG. 4 is a top plan view thereof; and,
 FIG. 5 is a bottom plan view thereof.

1 Claim, 2 Drawing Sheets

[56] References Cited

U.S. PATENT DOCUMENTS

- D. 267,621 1/1983 Harada et al. .
- D. 287,924 1/1987 Kubo et al. D7/351
- D. 297,800 9/1988 Feil et al. .
- D. 310,151 8/1990 Kubo et al. D7/351
- D. 312,944 12/1990 Kubo et al. .



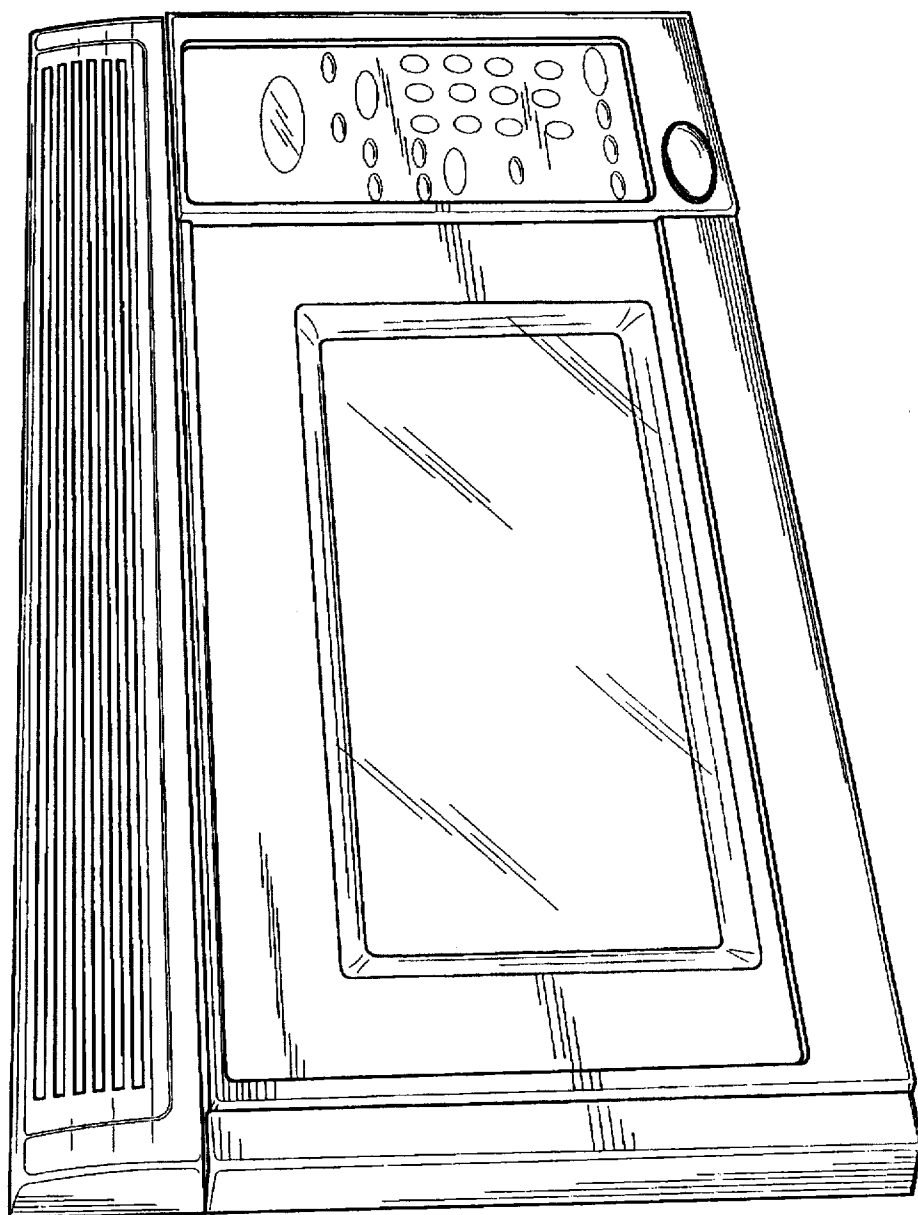


Fig. 1



Fig.4

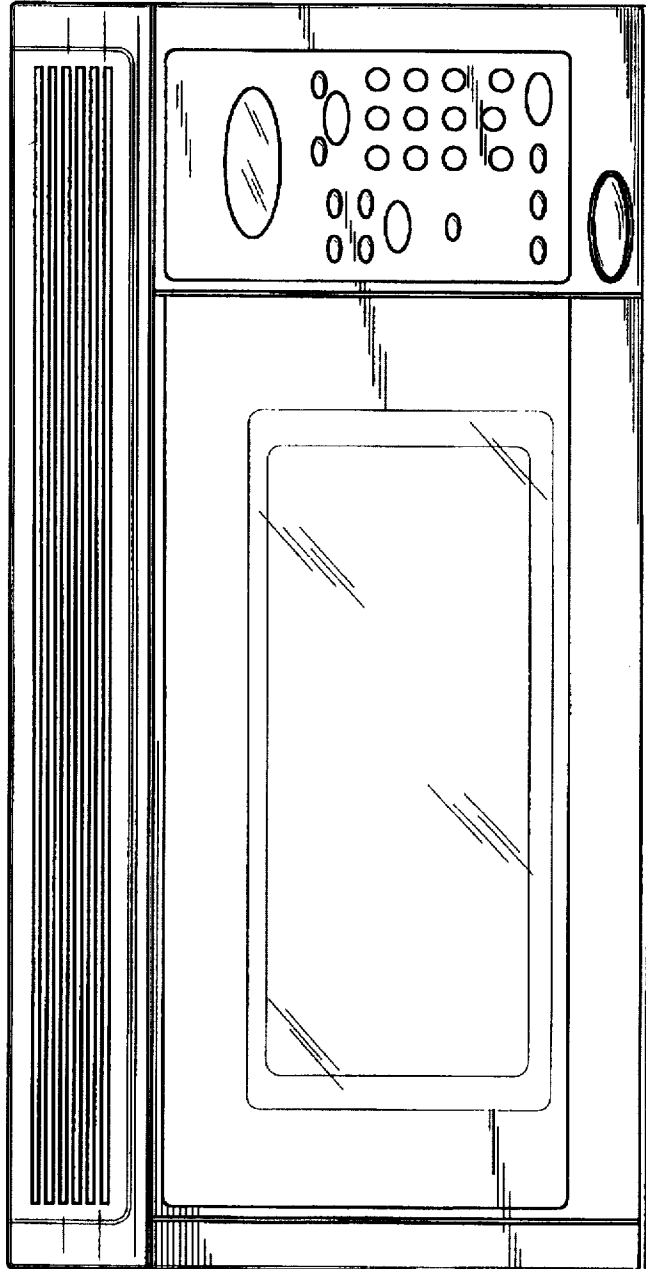


Fig.2




Fig.3



Fig.5