



(51) International Patent Classification:

A61K 9/06 (2006.01) *A61K 47/10* (2006.01)
A61K 31/56 (2006.01) *A61K 47/36* (2006.01)
A61K 31/573 (2006.01) *A61K 31/575* (2006.01)
A61K 31/722 (2006.01) *A61K 31/415* (2006.01)
A61K 9/00 (2006.01)

(21) International Application Number:

PCT/IB2011/053403

(22) International Filing Date:

1 August 2011 (01.08.2011)

(25) Filing Language:

English

(26) Publication Language:

English

(30) Priority Data:

441/MUM/2010 17 August 2010 (17.08.2010) IN

(72) Inventor; and

(71) Applicant : **VANANGAMUDI, Sulur, Subramaniam**
[IN/IN]; No:29, VGP Layout, 4th Road, Injambakkam,
Chennai, Tamil Nadu, Chennai 600 041 (IN).

(72) Inventors; and

(75) Inventors/Applicants (for US only): **SRINIVASAN, Madhavan** [IN/IN]; SIDCO Garment Complex, III Floor, Guindy, Chennai. Tamil nadu, Chennai 600 032 (IN). **CHULLIEL, Neelakandan Narayanan** [IN/IN]; SIDCO Garment Complex, III Floor, Guindy, Chennai. Tamil nadu, Chennai 600 032 (IN). **GHOSH, Kausik** [IN/IN]; SIDCO Garment Complex, III Floor, Guindy, Chennai. Tamil nadu, Chennai 600 032 (IN). **HARIDAS, Sankar** [IN/IN]; Evershine Millenium Paradise (EMP), 27/802, Neptune, Thakur Village, Maharashtra, Kandivli (E), Mumbai 400101 (IN).

(74) Agents: **TASE, Vijay Sharatchandra** et al.; 107 Marol Coop Industrial Estate, Sag, Bag Lane, Off Andheri Kurla Road, Andheri, (E), Maharashtra, Andheri (E), Mumbai 400 059 (IN).

(81) Designated States (unless otherwise indicated, for every kind of national protection available): AE, AG, AL, AM, AO, AT, AU, AZ, BA, BB, BG, BH, BR, BW, BY, BZ, CA, CH, CL, CN, CO, CR, CU, CZ, DE, DK, DM, DO, DZ, EC, EE, EG, ES, FI, GB, GD, GE, GH, GM, GT, HN, HR, HU, ID, IL, IN, IS, JP, KE, KG, KM, KN, KP, KR, KZ, LA, LC, LK, LR, LS, LT, LU, LY, MA, MD, ME, MG, MK, MN, MW, MX, MY, MZ, NA, NG, NI, NO, NZ, OM, PE, PG, PH, PL, PT, RO, RS, RU, SC, SD, SE, SG, SK, SL, SM, ST, SV, SY, TH, TJ, TM, TN, TR, TT, TZ, UA, UG, US, UZ, VC, VN, ZA, ZM, ZW.

(84) Designated States (unless otherwise indicated, for every kind of regional protection available): ARIPO (BW, GH, GM, KE, LR, LS, MW, MZ, NA, SD, SL, SZ, TZ, UG, ZM, ZW), Eurasian (AM, AZ, BY, KG, KZ, MD, RU, TJ, TM), European (AL, AT, BE, BG, CH, CY, CZ, DE, DK, EE, ES, FI, FR, GB, GR, HR, HU, IE, IS, IT, LT, LU, LV, MC, MK, MT, NL, NO, PL, PT, RO, RS, SE, SI, SK, SM, TR), OAPI (BF, BJ, CF, CG, CI, CM, GA, GN, GQ, GW, ML, MR, NE, SN, TD, TG).

Declarations under Rule 4.17:

- as to applicant's entitlement to apply for and be granted a patent (Rule 4.17(ii))
- as to the applicant's entitlement to claim the priority of the earlier application (Rule 4.17(iii))
- of inventorship (Rule 4.17(iv))

Published:

- with international search report (Art. 21(3))
- before the expiration of the time limit for amending the claims and to be republished in the event of receipt of amendments (Rule 48.2(h))

(54) Title: A MEDICINAL FUSIDIC ACID CREAM MADE USING SODIUM FUSIDATE AND INCORPORATING A BIOPOLYMER, A CORTICOSTEROID - DEXAMETHASONE ACETATE, AND AN ANTIFUNGAL AGENT - OXICONAZOLE NITRATE, AND A PROCESS TO MAKE IT

(57) Abstract: The present invention is directed to a medicinal composition for treating skin inflammations, fungal/bacterial skin infections and related wounds, and also other skin wounds including those caused by burns. The cream also causes skin rejuvenation through an epithelisation process. The cream comprises Chitosan, Dexamethasone Acetate, Oxiconazole Nitrate and Fusidic acid. The invention also discloses a process to make the medicinal cream containing Fusidic Acid which is formed in situ from Sodium Fusidate as the starting raw material, wherein Sodium Fusidate is converted into Fusidic Acid under oxygen-free environment created using inert gas, preferably nitrogen, and Chitosan. The cream produced by the process of the present invention has greater shelf-life stability and the finer particle size of the API than the conventional creams containing Fusidic Acid. The cream produced by the process of the present invention contains Fusidic Acid as the API that has been formed in situ from Sodium Fusidate, Dexamethasone Acetate & Oxiconazole Nitrate in a cream base comprising a preservative, an acid, a co-solvent, an emulsifier and a waxy material along with water, preferably purified water.



**A Medicinal Fusidic Acid Cream Made Using Sodium Fusidate And
Incorporating a Biopolymer, a Corticosteroid – Dexamethasone Acetate,
And an Antifungal Agent - Oxiconazole Nitrate, And a Process To Make It**

5 Field Of Invention

The present invention relates to primary and secondary bacterial skin infections, skin inflammations, fungal skin infections and wounds including burn wounds. In particular it relates to a cream incorporating Fusidic Acid and a biopolymer in the form of Chitosan, a corticosteroid Dexamethasone Acetate, and an antifungal agent
10 such as Oxiconazole Nitrate, and the process of making it and using it in treating these infections, inflammations and wounds. Furthermore the Fusidic Acid in the said cream has been created in situ using Sodium Fusidate as the starting Active Pharmaceutical Ingredient (API).

15 Background of invention:

Numerous treatments, both topical and systemic, are available for the primary and secondary skin infection caused by sensitive Gram +ve organisms such as Staphylococcus aureus, Streptococcus spp etc. Topical and systemic bacterial infection treatment compositions typically employ at least one active pharmaceutical
20 ingredient (API) in combination with a base component. In the cream form, the APIs typically comprise an antibiotic/antibacterial such as Fusidic Acid, corticosteroid

Dexamethasone Acetate, an antifungal agent such as Oxiconazole Nitrate, a biopolymer such as Chitosan and the like.

In the currently available Fusidic Acid creams, Fusidic Acid in fine powder form is
5 used as source API. The small particle size enhances its dermal contact by providing a large specific surface area and penetration, and provides a smooth feel on application to skin.

However, a serious shortcoming of the fine size of Fusidic Acid particles is that it
10 presents an enormous surface area for contact and reaction with molecular Oxygen during manufacture, handling, and processing of the cream. This has serious implications to its chemical stability and results in rapid reduction in potency of the API (Fusidic Acid) in the final cream formulation.

15 Degradation due to oxidation is a major cause of instability of currently available Fusidic Acid creams. Table 1 show that the degradation in the API samples (Fusidic Acid) exposed to oxygen ranged between 7.7 % (w/w) and 11% (w/w) for conditions ranging from room temperature to 45 °C when analysed at three months of exposure period at the above conditions.

It is known that greater the exposure time of Fusidic Acid as the raw API to Oxygen, greater the limitations on stabilising Fusidic Acid in a formulation. However, there is no published data on the stability of Fusidic Acid over a period of time.

- 5 As an alternative to Fusidic Acid, Sodium Fusidate is known to make dermatological medicaments for topical application. However, these are in the form of ointment rather than cream. Drawbacks of ointments over creams are well known and it's generally preferable to use creams rather than ointments for topical application.

Several aspects of Fusidic Acid as an API are known:

- 10
- It is thermolabile
 - It is available in cream formulations

It can be obtained from Sodium Fusidate by dissolving the latter in an aqueous phase and adding acid to the solution, whereby Fusidic Acid precipitates. However, the

- 15 Fusidic Acid precipitate is difficult to process into a cream form first
- Due to its coarse and uneven particle size and second retrieving Fusidic Acid from wet cake involves drying and further handling which deteriorates the Fusidic Acid due to exposure to oxygen
 - The stability of the API in a Fusidic Acid cream is unreliable due to the
- 20 thermolabile nature of Fusidic Acid

Stabilization of medicaments containing Fusidic Acid against oxidation involves observing a number of stringent precautionary procedures during manufacture and storage. These include:

- replacing Oxygen in pharmaceutical containers with inert gases such as Nitrogen, Carbon dioxide, Helium and the like
- avoiding contact of the medicament with heavy metal ions which catalyze oxidation,
- storing the API at reduced temperatures throughout its shelf life before processing

10

In practice this means stricter controls during the manufacture as well as storage of such API (storing it typically at 2°C to 8°C in air-tight containers throughout their shelf life).

- 15 There is therefore a need to provide a process of making a Fusidic Acid cream in which Fusidic Acid will be of greater stability than the stability of the Fusidic Acid in the conventional creams, particularly at the time of the manufacture of the cream, and which will sustain its stability at an acceptable level throughout its shelf life.

Antifungal or antibacterial compositions are traditionally applied as lotions, creams or ointments. Furthermore in many instances, it is difficult to ascertain whether the skin condition is due to a bacterial agent or a fungus.

- 5 One approach to treating skin disorders is through elimination by trial and error. Antibacterial or antifungal compositions are applied in turn and response monitored and treatment modified. A major disadvantage of this approach is that treatment needs to be applied many times a day during the treatment period. This is greatly inconvenient and also not cost effective for a majority of human population,
10 particularly in the under-developed nations.

There are several treatments available to treat skin disorders caused by bacteria or fungi. Typically, such compositions use steroids, antibacterial agents or antifungal agents, (or a fixed dose combination of these) and focus on these pharmaceutically
15 active ingredients. The composition of such formulations is such as to enhance their physical/chemical/bio-release profile.

Many skin disorders caused by inflammation and fungal/bacterial attacks lead to itching and subsequent scratching, which, among other causes, can in turn lead to
20 serious and complicated secondary infections. The conventionally available

treatments do not focus on skin healing or rejuvenation; normally these two aspects are left to heal naturally.

The word healing as related to compromised skin conditions (cuts, wounds,
5 infections, inflammations, abrasions, etc.) are not only about prevention, control, elimination of the source cause such as bacteria or fungi but also to restore the skin to its pre-infection state.

The word healing as related to compromised skin conditions (cuts, wounds,
10 infections, inflammations, abrasions, etc.) are not only about prevention, control, elimination of the source cause such as bacteria or fungi but also to restore the skin to its pre-infection state.

The current approaches of skin treatment can be broadly categorized into two stages,
15 a. healing b. restoration of skin to pre-ailment state. The healing part comprises elimination, to the best possible extent, of the root cause of the disorder. This may be elimination of bacteria or fungi causing the infection through a suitable treatment of antibacterial or antifungal agents or reducing the inflammation through steroid treatment. While this treatment is under way, the ongoing compromised condition of
20 the skin continues to be susceptible to secondary infections, which can be of quite serious nature. In the case of scratched or wounded skin, it is important for blood

clotting to occur quickly as it reduces chances of secondary infections. The focus of such treatments, which are administered through creams, lotions, ointments are on the action of active pharmaceutical ingredients. Cream bases or ointment bases are merely viewed as carriers to take APIs to the sites of disorder.

5

However, the aspect of restoring the skin back to its pre-disorder state is almost completely left to nature. Therefore one key drawback of the existing skin treatment approaches is that they run the risk of secondary infections due to slow blood clotting and wound healing process.

10

Furthermore, from the study of the prior art several lacking aspects of the existing prescription derma products used for topical treatment of skin disorders. This is manifested by the fact that the cream base matrix or the ointment base has been overlooked for any potential therapeutic benefits. In particular none of the available

15 prior art suggests that:

- Topical skin formulations can deliver skin healing or regeneration beyond the activity of the main APIs such that the therapeutic outcome of the main APIs is enhanced.
 - The addition of biologically active polymers (the so-called biopolymers) is a
- 20 complex process in which the stability of the formulations could be compromised if the right biopolymer or naturally interacting formulation

excipients or process parameters are not well thought through and optimized to enhance and complement therapy outcomes at the drug design stage itself.

- Incorporation of a functionally bioactive excipient polymer in cream matrix while retaining the functional stability of the API in a *single dose format* of dermatological cream involves resolution of problems specific to the physical stability of cream matrix.

A look at some of the existing patents illustrates the above points. Fusidic Acid has been used in cream form.

10

The PCT application WO 2009063493 discloses a combination therapy of a topical antibiotic and a topical steroid for the treatment of inflammatory dermatoses associated with secondary bacterial infections. In particular it relates to topical pharmaceutical compositions comprising a combination of Fusidic Acid and corticosteroid such as Dexamethasone Acetate useful in treatment of infected eczema's such as secondarily infected dermatitis, including secondarily infected contact dermatitis, psoriasis, allergic contact dermatitis and atopic dermatitis with secondary bacterial infections of skin. In particular it claims to relate to topical pharmaceutical compositions comprising a combination of Fusidic Acid and corticosteroid such as Dexamethasone Acetate useful in prevention of infection in

cases of dermatitis, especially atopic dermatitis sufferers who are at risk of getting secondary bacterial infection.

The application claims to derive inventiveness on the assertion that the then existing
5 prior art failed to disclose the composition comprising a combination of Fusidic Acid
with corticosteroids especially Dexamethasone Acetate. The inventors of WO
2009063493 apparently surprisingly found that antibiotic action of Fusidic Acid and
the anti-inflammatory effect of corticosteroid, such as Clobetasone both play
important roles in reducing *S. aureus* and improving patient's symptoms and signs of
10 skin inflammatory infections. The inventors of WO 2009063493 also apparently
surprisingly found that antibiotic action of Fusidic Acid and the anti-inflammatory
effect of a corticosteroid such as Halobetasol, both play important roles in prevention
of secondary bacterial infections in patients with non-infected dermatoses and in
treatment of infected steroid responsive dermatoses such as secondarily infected
15 dermatoses including secondarily infected contact dermatitis, allergic contact
dermatitis, atopic dermatitis, psoriasis and other corticosteroid responsive dermatoses
(CRD) with secondary bacterial infections of skin.

The invention disclosed in WO 2009063493 relates to a combination therapy of a
20 topical antibiotic and a topical steroid for the treatment of inflammatory dermatoses
associated with secondary bacterial infections. In particular the present invention

relates to topical pharmaceutical compositions comprising a combination of Fusidic Acid and corticosteroid such as Dexamethasone Acetate useful in treatment of infected eczema's such as secondarily infected dermatitis, including secondarily infected contact dermatitis, psoriasis, allergic contact dermatitis and atopic dermatitis with secondary bacterial infections of skin. In particular the present invention also relates to topical pharmaceutical compositions comprising a combination of Fusidic Acid and corticosteroid such as Dexamethasone Acetate useful in prevention of infection in cases of dermatitis, especially atopic dermatitis sufferers who are at risk of getting secondary bacterial infection

10

EP1787652 relates to a composition with antifungal properties, against foot fungus. The invention comprises the use of Melaleuca Alternifolia essential oil in combination with at least one component chosen from the group consisting of Clotrimazole, benzoic acid and sodium benzoate. EP1787652 claims novelty on the assertion that the composition according to this invention has an improved antifungal effect and can be used for both preventive and therapeutic applications. Apparently it is advantageous if the composition comprises 2 to 8% by weight of Melaleuca Alternifolia essential oil and 0.5 to 1% by weight of a benzoate compound relative to the total composition. At this concentration an optimum level is achieved between antifungal activity and economic use of Melaleuca Alternifolia essential oil and benzoate compound.

20

US 20020009422 relates to a tanning product that treat tinea versicolor and promote tanning. The product includes the active ingredients tolnaftate and Clotrimazole. US 20020009422 claims novelty on the assertion that the product manages to overcome few problem faced by conventionally used therapeutic like unpleasant smell, dry and
5 rough skin caused by the conventional treatment. The applicant has devices a system for treating tinea versicolor which consists of three systems; a body wash having a mixture of a shampoo, an exfoliate and tolnaftate cream; a tanning lotion and anti-fungal topical having mixture of a lotion, a tanning bronzer and a Clotrimazole; and body spray having a mixture of a liquid tan enhancing body spray and tolnaftate cream.

10

US 4911932 describe a skin care composition having improved effectiveness in preventing and treating acute inflammatory skin conditions. The composition consists of Clotrimazole and zinc oxide. US 4911932 claims novelty on the assertion that the formulation is an improved skin care compositions, which can be used for the
15 prevention and treatment of diaper rash. According to the applicant, the improvement in the formulation is achieved because of the synergistic combination of active ingredients, 0.25% of Clotrimazole and zinc oxide. The composition of the invention may be added in either aqueous or oleaginous media. A thickener or stabilizer is added to prevent settling of the synergistic combinations and the resulting non-
20 uniformity of the finished product upon standing.

CN 1931164 deals with the nanometer Clotrimazole emulsion medicine which consist of surfactant, oil, Clotrimazole and distilled water. The application claims novelty on the assertion that the nanometer Clotrimazole emulsion has high skin permeability, no contamination to clothing, high dissolubility of Clotrimazole, raised bioavailability of Clotrimazole, delayed metabolism time and wide medicine market foreground.

US 5,461,068 pertains to improved formulations for topical treatment of fungal diseases, and more particularly to solutions of imidazole derivatives such as Clotrimazole of sufficient strength and stability for pharmaceutical use. The said composition can accommodate a therapeutically significant concentration of the antifungal agents; thereby increasing the stability of the antifungal agents in solution for extended periods of time. The solvent system comprises a primary carboxylic acid, a polar solvent, a solubilizer, a non-ionic or amphoteric surfactant, and water, in which imidazole derivatives can be dissolved.

US 6,001,864 deals with an antifungal composition wherein an imidazole-type antifungal compound in the form of Clotrimazole is combined with a quaternary ammonium salt. It is claimed that the Clotrimazole is more potentiated active and has higher therapeutic effect. The composition is effective against both Trichophyton and Candida. The applicant also claims on the bases that combination disclosed in the present application has never been used before.

It is evident from the above example and other similar sources that the existing prior art does not teach or suggest the use of Fusidic Acid, Dexamethasone Acetate, Oxiconazole Nitrate and Chitosan in a single product. Furthermore none of the above citations teach or suggest:

- 5 - Use of the cream base matrix as a functional element of the cream rather than a mere carrier for the main APIs
- Use a known biopolymer as a functional excipient along with anti bacterial agent fusidic acid in situ converted from Sodium fusidate, a steroid Dexamethasone Acetate and an antifungal Oxiconazole Nitrate.
- 10 - Providing far superior healing effects as micro-film forming, blood clotting, supporting epidermal growth, microbial electrostatic immobilization take effect simultaneously rather than one after the other as would be the case in conventional single-drug therapy
- Improve overall medicinal properties of the cream, complimenting the API
- 15 used in the cream matrix.

There is therefore a need for a single-dose API topical treatment that will be provided in a cream base, which cream base provides therapeutical value complementary to that provided by the main APIs and serves the purpose over

20 and above that of being a mere carrier or delivery mechanism.

Objects and Advantages Of Invention

It is therefore one object of the present invention to provide a process of making a medicinal cream which contains Fusidic Acid as the active API but which has greater stability of the API than the Fusidic Acid manufactured using other means, throughout its shelf life, and also containing Dexamethasone Acetate as a steroid, Oxiconazole Nitrate as an antifungal using a functional cream base that contains Chitosan that will provide an effective treatment against bacterial infections and also help actively heal the skin rejuvenate.

Another object of the present invention is to provide a medicinal cream that is effective in treatment of skin inflammations, bacterial/fungal skin infections, and wounds including burn wounds. Further objects of the present invention are to provide prescription medicinal formulations for topical skin treatment that:

- Can deliver skin healing or regeneration beyond the activity of Sodium Fusidate, Dexamethasone Acetate & Oxiconazole Nitrate such that the therapeutic outcomes of the main APIs are enhanced.
 - Contain biologically active polymers (the so-called biopolymers) without compromising the stability of the formulations. If the right biopolymer is not selected the stability of the formulations could be affected.
- Incorporate a functionally bioactive excipient polymer in cream matrix while retaining the functional stability of the API in a single dose format.

Brief Description Of Figures

Figure 1 – Non-homogeneous nature of creams containing Chitosan with non-compatible excipient such as carbomer

Figure 2 – Film formation using Chitosan

5

Summary Of Invention

The present invention is directed to a medicinal composition for treating skin inflammations, fungal/bacterial skin infections and related wounds, and also other skin wounds including those caused by burns. The cream also causes skin
10 rejuvenation through an epithelisation process. The cream comprises:

a) a biopolymer in the form of Chitosan.

b) Active Pharmaceutical Ingredients (APIs), in the form of Fusidic Acid that has been generated in situ from Sodium Fusidate, Dexamethasone Acetate & Oxiconazole Nitrate.

15 c) a cream base containing primary and secondary emulsifiers, waxy materials, co-solvents, acids, preservatives, buffering agents, anti oxidants, chelating agents, and humectants.

d) water.

20 The active ingredients, namely Chitosan, Dexamethasone Acetate, Oxiconazole Nitrate and Fusidic Acid, are incorporated in cream base for use in treating skin

inflammations, fungal/ bacterial skin infections with allergy & itching, & wounds on human skin involving contacting human skin with the above-identified composition.

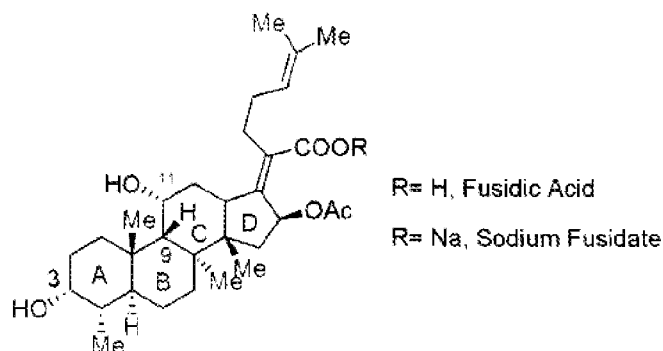
The invention also discloses a process to make the medicinal cream containing
5 Fusidic Acid which is formed in situ from Sodium Fusidate as the starting raw material, wherein Sodium Fusidate is converted into Fusidic Acid under oxygen-free environment created using inert gas, preferably nitrogen, and Chitosan. The cream produced by the process of the present invention has greater shelf-life stability and the finer particle size of the API than the conventional creams containing Fusidic
10 Acid. The cream produced by the process of the present invention contains Fusidic Acid as the API that has been formed in situ from Sodium Fusidate, Dexamethasone Acetate & Oxiconazole Nitrate in a cream base comprising a preservative, an acid, a co-solvent, an emulsifier and a waxy material along with water, preferably purified water. The cream produced by the process of the present invention further optionally
15 contains an ingredient selected from a group comprising, a buffering agent, an anti oxidant, a chelating agent, and a humectant, or any combination thereof.

Detailed Description Of Invention

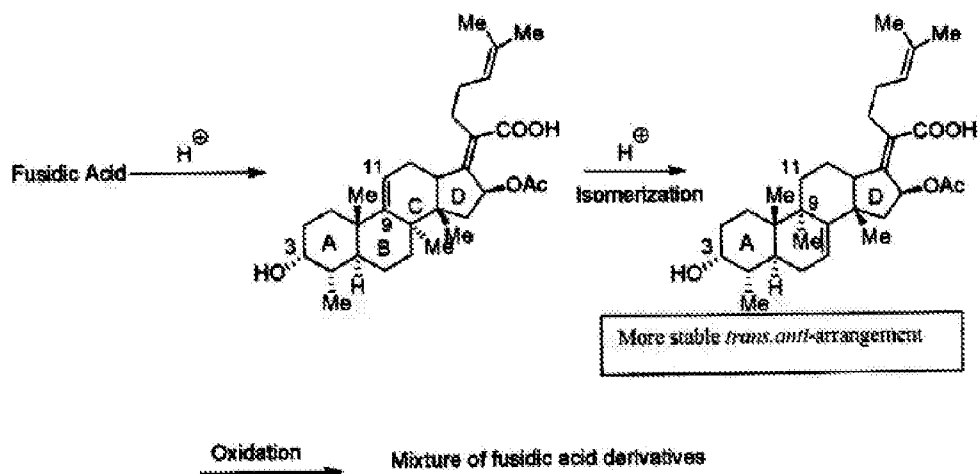
We discussed earlier the known aspects of the topical preparations that have Fusidic
20 Acid and Sodium Fusidate as the APIs. It is evident from the current state of knowledge that:

- Creams containing Fusidic Acid that is made using Sodium Fusidate as starting API is not available.
- Creams containing Fusidic Acid that are made using Sodium Fusidate as starting API along with Dexamethasone Acetate as a steroid, and Oxiconazole Nitrate as antifungal are not commercially available.
- There is no published data on the stability of Sodium Fusidate as the API.
- Sodium Fusidate is not considered to be inherently more stable as an API than Fusidic Acid.
- Creams containing Chitosan and Fusidic Acid, which has been created in situ from Sodium Fusidate, Dexamethasone Acetate as a steroid, and Oxiconazole Nitrate as antifungal is not commercially available.

In the face of this, it has been surprisingly discovered that Sodium Fusidate as an API is significantly more stable than Fusidic Acid and that Fusidic Acid deteriorates more rapidly than Sodium Fusidate. . A look at the chemical structures of sodium fusidate and fusidic acid reveals some interesting facts.



It is noticed that one of the most remarkable features of the fusidic acid structures is the unusual stereochemistry of the cyclopentanoperhydrophenanthrene ring system, which differs fundamentally from that of other tetracyclic triterpenes and sterols. In contrast to the usual *trans, anti, trans* arrangement of A, B, and C ring systems of sterols, fusidic acid has very labile *trans, sys, trans* arrangement of these rings which forces ring B into a boat conformation. To relieve this strain, fusidic acid readily undergoes acid mediated dehydration of C-11 hydroxy group to generate a C9-C11 double bond which on further isomerization followed by oxidization in the presence of oxygen leads to a mixture of biologically inactive fusidic acid derivatives.



In the solid state, carboxylic acid functional group present in the fusidic acid facilitates the above process more readily upon storage. Whereas in the case of sodium fusidate such carboxylic acid promoted decomposition is not feasible. So, sodium fusidate has superior solid-state stability when compared to fusidic acid. This discovery of the

inventor has also been corroborated through stability assessment of sodium fusidate and fusidic acid.

There is no published data on the stability of Sodium Fusidate as the API. The applicant
 5 carried out experiments on Sodium Fusidate to evaluate its stability. It can be seen from Table 2 that the degradation of Sodium Fusidate over a temperature range of room temperature to 45 °C ranged between 2.45 % (w/w) and 6% (w/w).

Tables 1 and 2 also show the comparison between the stability of the Fusidic Acid
 10 and Sodium Fusidate as raw APIs. The study was carried out using an in-house HPLC method developed by the applicant, which the applicant believes is a true stability-indicating method as opposed to the titration method suggested in British Pharmacopoeia (BP). This is because the BP method does not differentiate between the intact API and the degraded form.

15

Stability analysis of Fusidic Acid

Table 1: Results Of 3-Month-Old Fusidic Acid (API) Analysis By Stability Indicating HPLC Method And Titration Method

S.No	Conditions	*Initial (%)	Fusidic Acid Assay (%)		Percentage Drop (%)		Remarks
			Titration	HPLC	Titration	HPLC	
1	RT (Open)	100.6	99.21	92.93	1.39	7.67	API analysed After 3 Months
2	RT (Closed)		99.02	94.37	1.58	6.23	
3	45°C (Open)		98.52	89.52	2.08	11.08	
4	45°C (Closed)		99.10	92.12	1.50	8.48	

20 **Name of the Sample:** FUSIDIC ACID BP **Pack:** Open & Closed Petri dish

Stability analysis of Sodium Fusidate

Table 2 : Results Of 3 Months Old Sodium Fusidate (API) Analysis By Stability Indicating HPLC Method And Titration Method

5 **Name of the Sample:** Sodium Fusidate BP **Pack:** Open & Closed Petri dish

S.No	Conditions	*Initial (%)	Sodium Fusidate Assay(%)		Percentage (%)		Remarks
			Titration	HPLC	Titration	HPLC	
1	RT (Open)	98.7	97.71	96.25	0.99	2.45	API analysed After 3 Months
2	RT (Closed)		98.85	97.67	-0.15	1.03	
3	45°C (Open)		97.07	92.65	1.63	6.05	
4	45°C (Closed)		97.16	92.96	1.54	5.74	

In both studies the * Initial denotes the results of the samples tested at the time of receipt of the API from the supplier.

It can be observed from Tables 1 and 2 that:

- In the case of Fusidic Acid, there is about 7.7% (w/w) loss in 3 Months at room temperature (open condition) and about 11% (w/w) loss in 3 Months at 45°C (open condition).

- In the case of Sodium Fusidate, there is about 2.5% (w/w) loss in 3 Months at room temperature (open condition) and about 6% (w/w) loss in 3 Months at 45°C (open condition).

15 The data thus shows that Sodium Fusidate as an API is more stable than Fusidic Acid.

- The applicants explored the possibility of making a cream (rather than an ointment) containing Chitosan, Dexamethasone Acetate, Oxiconazole Nitrate and Sodium Fusidate (rather than Fusidic Acid) as the starting raw material. Although Sodium Fusidate has been used in dermatological applications, it has not been possible to make

creams that use Sodium Fusidate. This is because of the inherent alkalinity of Sodium Fusidate (pH 7.5 to 9), which means it cannot be used in a cream form therefore all products manufactured using Sodium Fusidate as starting material are ointments. A dermatological cream that uses Sodium Fusidate would exploit the benefit of the fact
5 that Sodium Fusidate is more stable than Fusidic Acid and it would also provide a cream formulation, which is far superior in its application qualities than an ointment. It would thus fill an existing need for a cream that has better stability than currently available creams containing Fusidic Acid.

10 The applicant therefore surprisingly discovered that in order to achieve greater stability of the API in a dermatological cream, Sodium Fusidate rather than Fusidic Acid may be used as the starting API during the cream's manufacture. Using Sodium Fusidate as starting material eliminates the drawback associated with the manufacture and storage of existing Fusidic Acid creams.

15

The applicant has also discovered that the Fusidic Acid cream prepared using Sodium Fusidate as the starting API and Dexamethasone Acetate as a steroid and Oxiconazole Nitrate as an antifungal showed good chemical stability and efficacy.

20 The application discloses a process of making a cream containing a biopolymer - Chitosan, Dexamethasone Acetate as a steroid, and Oxiconazole Nitrate as an

antifungal, and Fusidic Acid (the API) that has been prepared using Sodium Fusidate as the starting API, in which Fusidic Acid forms in-situ under totally oxygen-free environment created using inert gas, preferably nitrogen, by slow addition of an acid, into a molecular dispersion form (due to the presence of a co-solvent) at the
5 intermediate stage, and which Fusidic Acid regenerates as an extremely fine dispersion when added to a final cream base, thereby resulting in a finely and homogeneously dispersed Fusidic Acid in the final cream. All these operations are performed in an environment free of atmospheric oxygen created using inert gas, preferably nitrogen.

10

The cream made using the process of the present invention contains Fusidic Acid as the API that has been formed in situ from Sodium Fusidate, a biopolymer – Chitosan, Dexamethasone Acetate as a steroid, and Oxiconazole Nitrate as an antifungal in a cream base comprising a preservative, an acid, a co-solvent, an emulsifier and a waxy
15 material along with water, preferably purified water.

The active compounds Sodium Fusidate, Dexamethasone Acetate & Oxiconazole Nitrate which may be employed in the process of the present invention as starting APIs are well known in the art of treating bacterial primary & secondary bacterial
20 skin infections, skin inflammations and fungal skin infections.

The active compounds Sodium Fusidate, Dexamethasone Acetate & Oxiconazole Nitrate, require a base component to be used in the pharmaceutical composition that uses the compound, since the compound cannot, by themselves, be deposited directly on to human skin due to their harshness.

5

The base component usually contains a biopolymer, primary and secondary emulsifiers, waxy materials, co-solvents, acids, preservatives, purified water and the like.

The cream base of the cream made using the process of the present invention
10 optionally further comprises an ingredient selected from a group comprising a buffering agent, an anti oxidant, a chelating agent, and a humectant, or any combination thereof.

The present invention provides a process to make a novel cream that has been
15 produced using Sodium Fusidate as the starting raw material, and which cream contains Fusidic Acid of high therapeutic efficacy and of chemical stability that is generally superior to the commercially available creams containing Fusidic Acid.

The Fusidic Acid cream made using the process of the present invention has been
20 manufactured in a totally oxygen free environment under purging with inert gas and applying vacuum, the inert gas being preferably nitrogen. Under these conditions, the

Sodium Fusidate is converted in situ into Fusidic Acid and to which Dexamethasone Acetate as a steroid and Oxiconazole Nitrate as an antifungal is added. The cream of the present invention is used in the treatment of bacterial skin infections fungal infections and inflammations.

5

From the study of the prior art several lacking aspects of the existing topical treatment formulations in the field of prescription medications are evident. The prior art does not teach or suggest that:

- Topical skin formulations can deliver skin healing or regeneration beyond the activity of the main APIs such that the therapeutic outcomes of the main APIs are enhanced.
- The addition of biologically active polymers (the so-called biopolymers) is a complex process in which the stability of the formulations .If the right biopolymer is not selected the stability of the formulations could be affected.

15

Incorporation of a functionally bioactive excipient polymer in cream matrix while retaining the functional stability of the API in a single dose format of dermatological cream involves resolution of problems specific to the physical stability of cream matrix.

Examples of suitable topical antibacterial agents, which may be used, include, but are not limited to Sodium Fusidate, Neomycin Sulphate, Calcium Mupirocin,

20

Gentamycin, Silver Sulphadiazine, Ciprofloxacin, Framycetin Sulphate, Quinidochlor, Povidone-Iodine, Sisomicin, Nitrofurazone and the like.

Examples of Corticosteroids, which may be used, include, but are not limited to

5 Dexamethasone Acetate, Betamethasone Valerate, Fluticasone Propionate, Mometasone Furoate, Hydrocortisone Acetate, Clobetasol Propionate, Beclomethasone Dipropionate, Betamethasone Dipropionate and the like.

Examples of Antifungals, which may be used, include, but are not limited to

10 Oxiconazole Nitrate, Clotrimazole Miconazole Nitrate, Terbinafine Hydrochloride, Ketoconazole, and the like.

Examples of suitable biopolymer, which may be used, include, but are not limited to Chitosan and the like.

15

Chitosan

Chitosan is a linear polysaccharide composed of randomly distributed β -(1-4)-linked D-glucosamine (deacetylated unit) and N-acetyl-D-glucosamine (acetylated unit). It is known to have a number of commercial uses in agriculture and horticulture, water

20 treatment, chemical industry, pharmaceuticals and biomedics.

It's known properties include accelerated blood clotting. However, a person skilled in the art that Chitosan's behaviour with a pharmaceutical active ingredient such as an antibacterial or antifungal agent needs to be treated with caution does not know it.

- 5 It is known to have film forming, mucoadhesive and viscosity-increasing properties and it has been used as a binder and disintegrating agent in tablet formulations.

Chitosan generally absorbs moisture from the atmosphere / environment and the amount absorbed depends upon the initial moisture content, temperature and relative humidity of the environment.

10

It is regarded as a non-toxic and non-irritant material. It is biocompatible with both healthy and infected skin and has been shown to be biodegradable as it is derived from shrimps, squids and crabs.

- 15 Chitosan due to its unique physical property accelerates wound healing and wound repair. It is positively charged and soluble in acidic to neutral solution. Chitosan is bioadhesive and readily binds to negatively charged surfaces such as mucosal membranes. Chitosan enhances the transport of polar drugs across epithelial surfaces. Chitosan's properties allow it to rapidly clot blood, and it has recently gained
20 approval in the USA for use in bandages and other hemostatic agents.

Chitosan is nonallergenic, and has natural anti-bacterial properties, further supporting its use. As a micro-film forming biomaterial, Chitosan helps in reducing the width of the wound, controls the oxygen permeability at the site, absorbs wound discharge and gets degraded by tissue enzymes which are very much required for healing at a faster rate. It also reduces the itching by providing a soothing effect. It also acts like a moisturizer. It is also useful in treatment of routine minor cuts and wounds, burns, keloids, diabetic ulcers and venous ulcers.

Chitosan used in the present invention comes in various molecular weights ranging from 1kdal to 5000kdal.

Chitosan is discussed in the US Pharmacopoeia forum with regard to its functional excipient category and has been published in the official monograph (USP 34) NF 29. Since Chitosan is basically a polymer, it is available in various grades depending upon the molecular weight. The various grades of Chitosan include Chitosan long chain, Chitosan medium chain & Chitosan short chain. The grades long, medium & short chain directly corresponds to the molecular weight of the Chitosan.

Generally the long chain grade has a molecular weight in the range of 500,000-5,000,000 Da, the medium chain grade has a molecular weight in the range of

1,00,000-2,000,000 Da and the short chain grade has a molecular weight in the range of 50,000-1,000,000 Da.

The molecular weight of the Chitosan plays an important role in the formulation.

- 5 Higher molecular weight Chitosan imparts a higher viscosity to the system and lower molecular weight Chitosan imparts a lower viscosity to the system. However the medium chain grade Chitosan delivered an optimum level of viscosity to the formulation. Since the dosage form is a cream, appropriate levels of viscosity is required to achieve a good spreadability over the skin.

10

The inventors finalized the Chitosan medium chain grade for the present invention since it imparted the required rheologic properties to the cream without compromising the therapeutic activity of the actives, ie Sodium Fusidate, Dexamethasone Acetate & Oxiconazole Nitrate, as the starting actives and Chitosan.

- 15 The concentration of Chitosan medium chain grade was carefully arrived based on several in house trials and Preclinical animal studies for efficacy.

Topical Anti-fungals

Topical anti-fungals are intended to target skin for fungal infections caused by fungi such as Tinea pedis, Tinea cruris, and Tinea corporis. Typical antifungal agents include drugs like Oxiconazole Nitrate, Ketoconazole, Miconazole nitrate, 5 Terbinafine Hydrochloride etc. Fungal infections are generally manifested with itching at the site. Anti-fungals act by altering the permeability of the fungal membrane by inhibiting the synthesis of sterols

Oxiconazole Nitrate

10 Oxiconazole Nitrate is an antifungal agent. Chemically, oxiconazole nitrate is 2',4'-dichloro-2-imidazol-1-ylacetophenone (Z)-[0-(2,4-dichlorobenzyl)oxime], mononitrate. The compound has the empirical formula $C_{18}H_{13}ON_3Cl_4 \cdot HNO_3$, a molecular weight of 492.15.

15

Mechanism of Action and Clinical Pharmacology:

Oxiconazole nitrate is an imidazole derivative whose antifungal activity is derived primarily from the inhibition of ergosterol biosynthesis, which is critical for cellular 20 membrane integrity. It has in vitro activity against a wide range of pathogenic fungi. Oxiconazole has been shown to be active against most strains of the following organisms both in vitro and in clinical infections at indicated body sites:

Epidermophyton floccosum, *Trichophyton mentagrophytes*, *Trichophyton rubrum*
Malassezia furfur

25

Indications and Clinical Uses:

Topical Oxiconazole nitrate is indicated for the topical treatment of the following dermal infections: tinea pedis, tinea cruris, and tinea corporis due to *Trichophyton rubrum*, *Trichophyton mentagrophytes*, or *Epidermophyton floccosum*.

- 5 It is also indicated for the topical treatment of tinea (pityriasis) versicolor due to *Malassezia furfur*. It may also be used in pediatric patients for tinea corporis, tinea cruris, tinea pedis, and tinea (pityriasis) versicolor

Topical Corticosteroids

- 10 Topical corticosteroids are a powerful tool for treating skin diseases. Corticosteroids include drugs such as Dexamethasone Acetate, Betamethasone dipropionate, Beclomethasone dipropionate, Clobetasol propionate, Clobetasone butyrate, Halobetasol propionate, Mometasone furoate, Halcinonide, Fluocinonide, Triamcinolone acetonide, Fluticasone propionate, Amcinonide, Hydrocortisone
15 acetate, Diflorasone diacetate, Prednicarbate, etc.

- Topical corticosteroids are classified by their potency, ranging from weak to extremely potent. They include weak potent steroids, moderate potent steroids, potent steroids, very potent steroids and extremely potent steroids. The high potency steroids
20 include Betamethasone Dipropionate, Betamethasone Valerate, Diflorasone Diacetate, Clobetasol Propionate, Halobetasol Propionate, Desoximetasone,

Diflorasone Diacetate, Fluocinonide, Mometasone Furoate, Triamcinolone Acetonide, etc. Low potency topical steroids include Desonide, Fluocinolone acetate, and Hydrocortisone acetate, etc. Topical corticosteroid is indicated for the relief of the inflammatory and pruritic manifestations of corticosteroid responsive dermatoses.

5

Dexamethasone Acetate

Dexamethasone Acetate is a low to moderately potent synthetic adrenal corticosteroid with anti-inflammatory and immunosuppressive properties. In addition to binding to specific nuclear steroid receptors, dexamethasone also interferes with NF- κ B activation and apoptotic pathways.

10

Dexamethasone Acetate is chemically 9-fluoro-11 α , 17-dihydroxy-16 α -methyl-3, 20-dioxopregna-1, 4-dien-21-yl acetate. The molecular formula and weight of Dexamethasone Acetate are C₂₄H₃₁FO₆ and 434.5 respectively.

15

Pharmacology And Mechanism of Action

Dexamethasone and its derivatives, dexamethasone sodium phosphate and Dexamethasone Acetate, are synthetic glucocorticoids are used for their antiinflammatory or immunosuppressive properties. Dexamethasone is used alone to manage cerebral edema and with tobramycin to treat corticosteroid-responsive inflammatory ocular conditions.

20

The anti-inflammatory actions of dexamethasone are thought to involve phospholipase A2 inhibitory proteins, lipocortins, which control the biosynthesis of potent mediators of inflammation such as prostaglandins and leukotrienes.

5 Pharmacokinetics

The extent of percutaneous absorption of topical corticosteroids is determined by many factors including the vehicle, the integrity of the epidermal barrier, and the use of occlusive dressings. Topical corticosteroids can be absorbed from normal intact skin. Inflammation and/or other disease processes in the skin increase percutaneous
10 absorption. Occlusive dressings substantially increase the percutaneous absorption of topical corticosteroids. Thus, occlusive dressings may be a valuable therapeutic adjunct for treatment of resistant dermatoses. Once absorbed through the skin, topical corticosteroids are handled through pharmacokinetic pathways similar to systemically administered corticosteroids. Corticosteroids are bound to plasma proteins in varying
15 degrees. Corticosteroids are metabolized primarily in the liver and are then excreted by the kidneys. Some of the topical corticosteroids and their metabolites are also excreted into the bile.

Topical Anti-bacterials

20 Topical Anti-bacterials are intended to target skin for bacterial infections caused by *Staphylococcus aureus*, *Staphylococcus epidermidis*, Methicillin Resistance

Staphylococcus Aureus (MRSA) etc. Anti-bacterials act by inhibiting cell wall synthesis by combining with bacterial ribosomes and interfering with mRNA ribosome combination. In another hypothesis it is believed that anti-bacterials induce ribosomes to manufacture peptide chains with wrong amino acids, which ultimately
5 destroy the bacterial cell.

Sodium Fusidate

Sodium Fusidate belongs to the group of medicines known as *antibiotics*.

It is used to treat bacterial infections, such as infections of the joints and bones by
10 killing or stopping the growth of the bacteria responsible.

The molecular formula of Sodium Fusidate is $C_{31}H_{47}NaO_6$. The chemical name is 3 μ , 11 μ , 16 β -Trihydroxy 29-nor-8 μ , 9 β , 13 μ , 14 β -dammara-17(20) [10,21-cis], 24-dien-21-oic acid 16-acetate, sodium salt. It is a white colour crystalline powder soluble in one part of water at 20 °C.

15

Pharmacology And Mechanism of Action

Sodium Fusidate inhibits bacterial protein synthesis by interfering with amino acid transfer from aminoacyl-sRNA to protein on the ribosomes. Sodium Fusidate may be bacteriostatic or bactericidal depending on inoculum size.

20

Although bacterial cells stop dividing almost within 2 minutes after contact with the antibiotic in vitro, DNA and RNA synthesis continue for 45 minutes and 1 to 2 hours, respectively. Sodium Fusidate is virtually inactive against gram-negative bacteria. The differences in activity against gram-negative and gram-positive organisms are
5 believed to be due to a difference in cell wall permeability.

Mammalian cells are much less susceptible to inhibition of protein synthesis by Sodium Fusidate than sensitive bacterial cells. These differences are believed to be due primarily to a difference in cell wall permeability.
10

Indications: Sodium Fusidate is indicated for the treatment of primary and secondary skin infections caused by sensitive strains of *S. aureus*, *Streptococcus* species and *C. minutissimum*. Primary skin infections that may be expected to respond to treatment with Sodium Fusidate topical include: impetigo contagiosa, erythrasma and
15 secondary skin infections such as infected wounds and infected burns.

Most of the topical products are formulated as either creams or ointments. A cream is a topical preparation used for application on the skin. Creams are semi-solid emulsions, which are mixtures of oil and water in which APIs (Active Pharmaceutical
20 Ingredients) are incorporated. They are divided into two types: oil-in-water (O/W) creams which compose of small droplets of oil dispersed in a continuous water phase,

and water-in-oil (W/O) creams which compose of small droplets of water dispersed in a continuous oily phase. Oil-in-water creams are user-friendly and hence cosmetically acceptable as they are less greasy and more easily washed with water. An ointment is a viscous semisolid preparation containing APIs, which are used topically on a variety of body surfaces. The vehicle of an ointment is known as ointment base.

The choice of a base depends upon the clinical indication of the ointment, and the different types of ointment bases normally used are:

- Hydrocarbon bases, e.g. hard paraffin, soft paraffin
- Absorption bases, e.g. wool fat, bees wax

Both above bases are oily and greasy in nature and this leads to the undesired effects like difficulty in applying & removal from the skin. In addition this also leads to staining of the clothes. Most of the topical products are available as cream formulation because of its cosmetic appeal.

The acidic scale of pH is from 1 to 7, and the base scale of pH is from 7 to 14. Human skins pH value is some where between 4.5 and 6. Newborn baby's skin pH is closer to neutral (pH 7), but it quickly turns acidic. Nature has designed this probably to protect young children's skin, since acidity kills bacteria. As people become older, the skin becomes more and more neutral, and won't kill as many bacteria as before. This is why

the skin gets weak and starts having problems. The pH value goes beyond 6 when a person actually has a skin problem or skin disease. This shows that it is necessary to choose topicals that have a pH value close to that of skin of a young adult.

- 5 A slight shift towards the alkaline pH would provide a better environment for microorganisms to thrive. Most of the topical products are available as creams. Active compounds in cream formulations are available in ionized state, whereas in case of ointments these are present in non-ionized state. Generally, the cream formulations are the first choice of the formulators in design and development of
- 10 topical dosage forms, as the cream formulations are cosmetically elegant, and also as the active compound is available in ionized state, and the drug can penetrate the skin layer fast which makes the formulation totally patient friendly.

- The pH of the Chitosan Cream with antibacterial agent – Sodium Fusidate,
- 15 Dexamethasone Acetate as a steroid, Oxiconazole nitrate as an antifungal of the present invention is from about 3 to 6. On the other hand, ointments that are commercially available are greasy and cosmetically non elegant. Furthermore, as the active compound in an ointment is in non-ionized form, the penetration of skin is slow.

- 20 It is essential that the active drug penetrate the skin for the optimum bio-dermal efficacy. The particle size of the active drug plays an important role here. It is

necessary that the active drug is available in colloidal or molecular dispersed state for the product being highly efficacious form. Also this is to be achieved in the safe pH compatible environment of skin (4.0 to 6.0). To achieve all these, it is essential to choose proper vehicles or co-solvents for the dissolution or dispersion of the drug.

- 5 The product of the present invention is highly efficacious due to the pronounced antibacterial & wound healing activity of the active ingredients, which are available in ultra micro-size, colloidal form, which enhances skin penetration.

Rationale for the Use of Dexamethasone Acetate, Sodium Fusidate, Oxiconazole

10 nitrate and Chitosan Combination

- Numerous topical treatments are currently employed for the treatment of bacterial and fungal infections and reduce skin inflammation. However there is no effective single-dose therapy for protecting the skin, controlling superficial bleeding, wounds and burns. To meet this need and to bring affordable and safe therapy to the dispersed
15 segment of population across all countries/communities, a therapy with unique combination of Chitosan, a biopolymer with skin rejuvenation properties with Sodium Fusidate, a corticosteroid such as Dexamethasone Acetate, and an antifungal such as Oxiconazole nitrate is proposed as a novel cream.

- 20 Topical Sodium Fusidate & Oxiconazole nitrate have profound efficacy in primary & secondary bacterial/fungal skin infections of varied etiology due to their

antibacterial/antifungal properties. A drawback of the monotherapy with any topical antibacterial/antifungal has been the relatively slow onset of the effect.

By employing Fusidic Acid along with Dexamethasone Acetate and Oxiconazole
5 nitrate & Chitosan in a formulation, the properties of antibacterial, antifungal, and anti-inflammatory agents as well as Chitosan are optimized. As Chitosan is film forming, biocompatible, non-allergenic material it helps in protecting the skin by acting as a barrier. It further controls the superficial bleeding caused by scratching and also arrests the mobility of pathogens due to its cationic charge.

10

The properties of Sodium Fusidate, Dexamethasone Acetate, Oxiconazole nitrate and Chitosan's skin regenerative aspects are well exploited in the present invention and the maximum therapeutic benefit is passed on to the patient thereby aiding in faster healing. This ensures that the patient would benefit for the treatment of skin
15 inflammations, wounds, and burns with bacterial and fungal infections.

The inclusion of Chitosan in the formulation takes care of many attributes, which are considered to be very much essential in treating skin ailments. The combination of Chitosan with Sodium Fusidate, Dexamethasone Acetate, and Oxiconazole nitrate is
20 unique and novel since this is not available commercially across the globe.

The concept of the combination is justified by considering the physical, chemical and therapeutic properties of Chitosan used in combination with Fusidic Acid made in situ from Sodium Fusidate, Dexamethasone Acetate & Oxiconazole nitrate.

5 Other Inventive Aspects Of The Present Invention

Another inventive aspect of the present invention is that the addition of a functional excipient in the cream base is not a straightforward process of mere addition. The inventor has found that the compatibility of the functional excipient such as Chitosan with other agents in the cream is of critical importance. This is because incompatibility would compromise the stability of the final product. As examples, the inventors have found that well known excipients such as Xanthan Gum and carbomer, which have been variously used as stabilizing agents, cannot be used in combination with functional biopolymers such as Chitosan.

Excipients for topical dosage forms include Polymers, Surfactants, Waxy Materials, and Emulsifiers etc. Polymers are used as gelling agents, suspending agents, viscosity builders, release modifiers, diluents, etc. Surfactants are used as wetting agents, emulsifiers, solubilising agents release enhancers, etc.

Generally polymers & surfactants may or may not possess ionic charge. They may be anionic or cationic or non-ionic in nature. If anionic excipients are included in the formulation they interact with cationic formulation excipients and produce products

which are not homogenous, aesthetically not appealing and give rise to unwanted by products, possible allergens, impurities, toxic substances etc due to incompatibility.

Since the dosage is for the treatment of ailing patients, these incompatibilities in the
5 products cannot be accepted and these add more complication to the patients.

The inventors carefully screened the excipients which included the polymers and surfactants for developing a formulation. A thorough study was performed after screening the short listed excipients. The possible interactions between the excipients
10 were given much focus and detailed experiments were done.

To quote some examples about the anionic-cationic interaction in the cream dosage form the inventors made some formulations of Sodium Fusidate, Dexamethasone Acetate & Oxiconazole nitrate (see tables 3 – 7) containing Xanthan Gum & Chitosan,
15 Acrylic acid polymer & Chitosan, Sodium Lauryl Sulphate & Chitosan, Docusate Sodium & Chitosan and Gum Arabic & Chitosan. The results clearly indicated the occurrence of interactions, which was very much visible and seen as lumps into the entire system. The final product was also not aesthetically appealing without homogeneity. The attached Figure 1 clearly explains the interaction between Chitosan
20 and unsuitable anionic excipients. Based on the observations and thorough knowledge about the excipients, the inventors arrived at a robust formula without any possible interactions.

Table 3: Fusidic Acid, Dexamethasone Acetate, Oxiconazole nitrate Cream incorporating Chitosan and Xanthan Gum

S.No	Ingredients	% (w/w)
1	Sodium Fusidate (eq. of fusidic acid 2% w/w)	2.08
2	Dexamethasone Acetate	0.1
3	Oxiconazole nitrate	1.00
4	Chitosan M	0.1
5	Lactic acid	0.05
6	Xanthan Gum	1.0
7	White soft Paraffin	12.5
8	Cetostearyl Alcohol	12.5
9	Polyoxyl 20 Cetostearyl ether (Cetomacrogol 1000)	0.5
10	Polysorbate 80	2
11	Benzoic Acid	0.2
12	Disodium Edetate	0.1
13	Propylene Glycol	30
14	Disodium Hydrogen Orthophosphate anhydrous	0.5
15	Butylated Hydroxy Toluene	0.01
16	1 M Nitric Acid Solution	4
17	Purified water	33

Table 4: Fusidic Acid, Dexamethasone Acetate, Oxiconazole nitrate cream incorporating Chitosan and acrylic acid polymer

S.No	Ingredients	% (w/w)
1	Sodium Fusidate (eq. of fusidic acid 2% w/w)	2.08
2	Dexamethasone Acetate	0.1
3	Oxiconazole nitrate	1.00
4	Chitosan M	0.1
5	Lactic acid	0.05
6	Acrylic Acid Polymer	0.75
7	White soft Paraffin	12.5
8	Cetostearyl Alcohol	12.5
9	Polyoxyl 20 Cetostearyl ether (Cetomacrogol 1000)	0.5
10	Polysorbate 80	2
11	Benzoic Acid	0.2
12	Disodium Edetate	0.1
13	Propylene Glycol	30
14	Disodium Hydrogen Orthophosphate anhydrous	1
15	Butylated Hydroxy Toluene	0.01
16	1 M Nitric Acid Solution	4
17	Purified water	33

Table 5: Fusidic Acid, Dexamethasone Acetate, Oxiconazole nitrate cream incorporating Chitosan & sodium lauryl sulphate

S.No	Ingredients	% (w/w)
1	Sodium Fusidate (eq. of fusidic acid 2% w/w)	2.08
2	Dexamethasone Acetate	0.1
3	Oxiconazole nitrate	1.00
4	Chitosan M	0.1
5	Lactic acid	0.05
6	Sodium Lauryl Sulphate	1.0
7	White soft Paraffin	12.5
8	Cetostearyl Alcohol	12.5
9	Polyoxyl 20 Cetostearyl ether (Cetomacrogol 1000)	0.5
10	Polysorbate 80	2
11	Benzoic Acid	0.2
12	Disodium Edetate	0.1
13	Propylene Glycol	30
14	Disodium Hydrogen Orthophosphate anhydrous	1
15	Butylated Hydroxy Toluene	0.01
16	1 M Nitric Acid Solution	4
17	Purified water	33

Table 6: Fusidic Acid, Dexamethasone Acetate, Oxiconazole nitrate cream incorporating Chitosan and docusate sodium

S.No	Ingredients	% (w/w)
1	Sodium Fusidate (eq. of fusidic acid 2% w/w)	2.08
2	Dexamethasone Acetate	0.1
3	Oxiconazole nitrate	1.00
4	Chitosan M	0.1
5	Lactic acid	0.05
6	Docusate Sodium	1.0
7	White soft Paraffin	12.5
8	Cetostearyl Alcohol	12.5
9	Polyoxyl 20 Cetostearyl ether (Cetomacrogol 1000)	0.5
10	Polysorbate 80	2
11	Benzoic Acid	0.2
12	Disodium Edetate	0.1
13	Propylene Glycol	30
14	Disodium Hydrogen Orthophosphate anhydrous	1
15	Butylated Hydroxy Toluene	0.01
16	1 M Nitric Acid Solution	4
17	Purified water	33

Table 7: Fusidic Acid, Dexamethasone Acetate, Oxiconazole nitrate acid cream incorporating Chitosan and gum arabic

S.No	Ingredients	% (w/w)
1	Sodium Fusidate (eq. of fusidic acid 2% w/w)	2.08
2	Dexamethasone Acetate	0.1
3	Oxiconazole nitrate	1.00
4	Chitosan M	0.1
5	Lactic acid	0.05
6	Gum Arabic	1.0
7	White soft Paraffin	12.5
8	Cetostearyl Alcohol	12.5
9	Polyoxyl 20 Cetostearyl ether (Cetomacrogol 1000)	0.5
10	Polysorbate 80	2
11	Benzoic Acid	0.2
12	Disodium Edetate	0.1
13	Propylene Glycol	30
14	Disodium Hydrogen Orthophosphate anhydrous	1
15	Butylated Hydroxy Toluene	0.01
16	1 M Nitric Acid Solution	4
17	Purified water	33

The above products (tables 3 to 7) are examples of products that do not form homogeneous creams, but produce non-homogeneous creams of the type illustrated in figure 1. Yet the proportions stated in these examples are the ones that a person skilled in the art may use based currently available knowledge. Only after a thorough and extensive trials and errors would it be possible to arrive at right types and proportions of excipients.

10

As we have also discussed earlier, in a therapy, Fusidic Acid provides relief against bacterial infections, Dexamethasone Acetate provides relief against skin inflammations, Oxiconazole nitrate provides relief against fungal infections However,

the aspects such as like skin protection, bleeding at the site, mobility of pathogens from one site to another, etc are not addressed so far in a single dose therapy that includes Fusidic Acid generated in situ from Sodium Fusidate.

- 5 This present invention with its single-dose application fills this gap by incorporating Chitosan and tapping the required benefits of skin protection (by way of film forming property), stopping the bleeding (by way of blood clotting property) and immobilization of pathogenic microbes (due to its cationic electrostatic property).
- 10 Therapeutic value addition by incorporation of a functional excipient in the form of a Chitosan, which is a biopolymer in the cream matrix, is an integrated sub-set of the following functional attributes of the biopolymer:
- formation of a micro-film on the skin surface
 - accelerated blood clotting as compared to creams that do not contain film-
 - 15 forming biopolymers
 - electrostatic immobilisation of surface microbes due to cationic charge of the biopolymer
 - significant enhancement of the skin epithelisation or regeneration which is of particular help in skin damage caused by severe infections as well as wounds
 - 20 and burns

The inventive efforts involved in developing the platform technology covered by incorporation of a functional biopolymer in prescription dermatological products are:

- in identification of the complementary therapeutic value that such incorporation delivers
- 5 - in identification of issues related to physio-chemical stability of the product resulting from the incorporation of the biopolymer
- in providing a single dose format where the bacterial skin infection, fungal skin infection & inflammation has been identified.

10 The importance of a single dose treatment, particularly in the underdeveloped countries cannot be overemphasized. In absence of access to a general physician in most parts of south Asia or Africa, let alone a skin specialist, a single dose formulation dramatically increases chances of eliminating root cause of the skin disorder while also allowing the skin to regenerate.

15

During dermatological conditions, currently available therapies do not address the issues like protecting the skin, arresting the bleeding etc. The unique innovative formulation of the present invention takes care of the skin conditions by treating them along with controlling the superficial bleeding at the site. It is well understood that if

20 the superficial bleeding is left untreated, it will lead to secondary microbial infections.

The present invention advantageously provides a solution to this unmet need.

Further, with ever increasing pressures on medical support systems and the attendant scarcity/high cost of the same, there is an emergent need all across the globe to address the following issues in such cases –

- Patients waiting too long for treatment
- 5 • Staying unnecessarily long when they get to hospital
- Having to come back more often than they need to

Reducing the length of stay is a key underlying problem to be tackled in most cases. The present invention with its single-dose therapy reduces the overall treatment time
10 of a serious skin disorder significantly.

Details Of The Medicinal Cream Of The Present Invention And Processes Of Manufacturing It

These are provided in the form of various embodiments that describe the product of
15 the present invention and the processes to make it.

Preferred embodiment no. 1: A medicinal cream for topical treatment of bacterial skin infections, fungal skin infections, inflammations and for related wound healing including burns wound, wherein said cream comprises an antibacterial agent, Sodium
20 Fusidate, an antifungal agent Oxiconazole nitrate, a corticosteroid Dexamethasone Acetate and a biopolymer provided in a cream base, said cream base comprising at

least one of each of a preservative, a primary and a secondary emulsifier, a waxy material, a co-solvent, an acid, and water, preferably purified water.

Embodiment no. 1: A medicinal cream as disclosed in the preferred embodiment no
5 1, wherein said cream further comprising any of a group comprising a buffering agent, an antioxidant, a chelating agent, a humectant, or any combination thereof.

Embodiment no. 2: A novel dermatological cream as disclosed in the preferred embodiment no 1 and the embodiment no. 1, wherein

10 - Said Fusidic Acid is present in an amount from about 0.1% (w/w) to about 25% (w/w), preferably from about 0.5% (w/w) to about 5% (w/w), and more preferably about 2.00 % (w/w), and in which the amount of said Sodium Fusidate used to form in situ said Fusidic Acid is in the range between about 0.1% (w/w) to about 25% (w/w), preferably from about 0.5% (w/w) to about 5% (w/w) and more preferably
15 about 2.08 % (w/w), and

- The topical corticosteroid is from about 0.001% (w/w) to about 5% (w/w) by weight, preferably from about 0.01% (w/w) to about 1% (w/w) by weight and most preferably about 0.1% (w/w) by weight, of Dexamethasone Acetate, and,

- Said antifungal is added from about 0.5% (w/w) to about 5.0% (w/w) by weight,
20 preferably from about 0.5% (w/w) to about 3.0% (w/w) by weight, and most

preferably about 1.0% (w/w) by weight; said antifungal preferably being Oxiconazole nitrate, and

- said biopolymer is in the form of Chitosan, added in an amount between about 0.01% (w/w) and about 1% (w/w) by weight, preferably from about 0.01% (w/w) to about 0.5% (w/w) and most preferably about 0.1% (w/w), said chitosan being of the molecular weight between 1kdal and 5000kDal,
- said primary and secondary emulsifiers are selected from a group comprising Cetostearyl alcohol, Cetomacrogol-1000, Polysorbate-80, Span-80 and the like and added in an amount from about 1% (w/w) to 20% (w/w); said waxy materials is selected from a group comprising white soft paraffin, liquid paraffin, hard paraffin and the like, or any combination thereof, and added in an amount from about 5% (w/w) to 30% (w/w); said co-solvent is selected from a group comprising Propylene Glycol, Hexylene Glycol, PolyEthylene Glycol-400, Isopropyl Myristate and the like, or any combination thereof, and added in an amount from about 5% (w/w) to 50% (w/w); said acid is selected from a group comprising HCl, H₂SO₄, HNO₃, Lactic acid and the like, or any combination thereof, and added in an amount from about 0.005% (w/w) to 0.5% (w/w); said preservative is selected from a group comprising Methylparaben, Propylparaben, Chlorocresol, Potassium sorbate, Benzoic acid and the like, or any combination thereof, and added in an amount from about 0.05% (w/w) to 0.5% (w/w); said water is added in the amount in the range of 20% (w/w) to

75% (w/w), preferably 30% (w/w) to 50% (w/w), more preferably 25% (w/w) to 40% (w/w), preferably purified water.

Embodiment no.3: A medicinal cream as disclosed in the preferred embodiment no 1
5 and embodiment 2 further comprising a buffering agent which is selected from a group comprising Di Sodium Hydrogen Ortho Phosphate, Sodium Hydrogen Ortho Phosphate and the like, or any combination thereof, and added in an amount from about 0.001% (w/w) to 2.00% (w/w).

10 Embodiment no. 4: A medicinal cream as disclosed in the preferred embodiment no 1 and embodiments 2 and 3 further comprising an antioxidant which is selected from a group comprising Butylated Hydroxy Anisole, Butylated Hydroxy Toluene and the like, or any combination thereof, and added in an amount from about 0.001% (w/w) to 1 % (w/w).

15

Embodiment no. 5: A medicinal cream as disclosed in the preferred embodiment no 1 and embodiments nos.2 to 4 further comprising a chelating agent which is selected from a group comprising Disodium EDTA and the like, or any combination thereof, and added in an amount from about 0.05% (w/w) to 1% (w/w).

20

Embodiment no.6: A medicinal cream as disclosed in the preferred embodiment no 1, and embodiments nos. 2 to 5 further comprising a humectant which is selected from a group comprising Glycerin, Sorbitol, Propylene Glycol and the like, or any combination thereof, and added in an amount from about 5% (w/w) to 50% (w/w).

5

Embodiment no. 7: A novel dermatological cream as described in the preferred embodiment 1 and embodiments nos. 1 to 6 wherein Sodium Fusidate is converted in-situ under totally oxygen free environment by slow addition of an acid, into Fusidic Acid of a molecular dispersion form (due to the presence of a co-solvent) at the intermediate stage, and which Fusidic Acid regenerates into an extremely finely dispersed form when added to a final cream base, thereby resulting in a finely and homogeneously dispersed Fusidic Acid in the final cream; all operations of converting Sodium Fusidate into Fusidic Acid carried out preferably in an environment free of atmospheric oxygen.

10
15

Embodiment no. 8: A novel dermatological cream as described in the preferred embodiment 1 and embodiments no. 1 to 7 wherein said conversion of Sodium Fusidate into said Fusidic Acid and the following formation of said Fusidic Acid in a finely dispersed form in the final cream base take place in an oxygen-free environment.

20

Embodiment no. 9: A novel dermatological cream as described in the preferred embodiment 1 and embodiments no. 7 and 8 wherein said oxygen-free environment comprises a gaseous environment formed of inert gas selected from a group comprising carbon dioxide, nitrogen, helium and the like.

5

Preferred embodiment 2: The preferred embodiment of the invention discloses a process to make a dermatological cream containing Fusidic Acid, said process comprising the step of using Sodium Fusidate as the raw API and converting it in situ into Fusidic Acid under oxygen-free environment in a cream base.

10

Embodiment No. 10: In an embodiment of the present invention the process of making the composition is disclosed, wherein the step of converting the Sodium Fusidate in situ into Fusidic Acid of the preferred embodiment no. 2 comprises the steps of:

- 15 a. Heating purified water in the range from 20% (w/w) to 75% (w/w), preferably 30% (w/w) to 50% (w/w), more preferably 25% (w/w) to 40% (w/w), in a water-phase vessel to 70 °C to 80 °C,
- b. Adding to said water-phase vessel a preservative, selected from a group comprising Methylparaben, Propylparaben, Chlorocresol, Potassium sorbate,
- 20 Benzoic acid and the like, either singly or any combination thereof, in an

amount between 0.05% (w/w) and 0.5% (w/w), preferably 0.3% (w/w), more preferably 0.2% (w/w), more preferably Benzoic acid,

- c. Mixing the mixture using an agitator at 10 to 50 RPM while maintaining the temperature of the mixture at 70 °C to 80 °C,
- 5 d. Adding waxy materials, selected from a group comprising white soft paraffin, liquid paraffin, hard paraffin and the like, either singly or any combination thereof, in an amount between 5% (w/w) and 30% (w/w), preferably 15% (w/w), more preferably 12.5% (w/w), to an oil-phase vessel and melting said wax by heating to 70 °C to 80 °C,
- 10 e. Adding to said oil-phase vessel of a primary emulsifier, preferably in the form of a non ionic surfactant, selected from a group comprising Cetostearyl alcohol, Cetomacrogol- 1000, either singly or any combination thereof, wherein Cetostearyl alcohol is added in an amount between 1% (w/w) and 20% (w/w), preferably 15% (w/w), more preferably 12.5% (w/w), and Cetomacrogol-1000
- 15 is added in an amount between 0.1% (w/w) and 5% (w/w), preferably 1% (w/w), more preferably 0.5% (w/w), and optionally a secondary emulsifier selected from a group comprising Polysorbate-80, Span-80 and the like, preferably Polysorbate-80, in an amount between 1 (w/w) and 5% (w/w) , preferably between 1 % (w/w) and 3% (w/w), more preferably 2% (w/w) w/w
- 20 and mixing the mixture thoroughly, preferably using an agitator, at 10 to 50 RPM while maintaining the temperature of the mixture at 70 °C to 80 °C,

- f. Transferring under vacuum in the range of minus 1000 to minus 300 mm of mercury and at 70 °C to 80 °C the contents of the water-phase and oil-phase vessels to a mixing vessel and mixing the mixture thoroughly, preferably using an agitator, at 10 to 50 RPM to form an emulsion,
- 5 g. Cooling said emulsion to 45 °C preferably by circulating cold water, preferably at 8 °C to 15 °C from a cooling tower in the jacket of the mixing vessel,
- h. in a first API-vessel adding a co-solvent, selected from a group comprising Propylene Glycol, Hexylene Glycol, PolyEthylene Glycol-400 and the like, either singly or any combination thereof, in an amount between 5% (w/w) and
- 10 50% (w/w), preferably 30% (w/w), more preferably 23% (w/w), preferably propylene glycol, subjecting the contents of said API-vessel to inert gas flushing, said inert gas being preferably nitrogen, and adding Sodium Fusidate to the mixture, said Sodium Fusidate added in an amount between 0.1% (w/w) and about 25% (w/w), preferably from about 0.5% (w/w) to about 5%
- 15 (w/w) and more preferably about 2.08 % (w/w), and dissolving said Sodium Fusidate in the mixture,
- i. Adjusting the pH of the mixture in said first API-vessel of step h to below 2 by using an acid, selected from a group comprising acids such as HCl, H₂SO₄, HNO₃, Lactic acid and the like, either singly or any combination thereof,
- 20 preferably Nitric acid in an amount from about 0.005% (w/w) to 0.5% (w/w), preferably 0.3% (w/w), more preferably 0.25% (w/w),

- j. Adding in a second API-vessel propylene glycol in an amount between 1% (w/w) to 10% (w/w), preferably 5% (w/w), more preferably 3% (w/w), dispersing Dexamethasone Acetate in it by continuous mixing to form a dispersion, followed by passing said dispersion through a colloid mill said Dexamethasone Acetate added in an amount between 0.001% (w/w) and about 5% (w/w), preferably from about 0.01% (w/w) to about 1% (w/w) and more preferably about 0.1 % (w/w),
- k. Adding in a third API-vessel propylene glycol in an amount between 1% (w/w) to 10% (w/w), preferably 5% (w/w), more preferably 4% (w/w) and dispersing Oxiconazole nitrate in it by continuous mixing to form a dispersion, followed by passing said dispersion through a colloid mill, said Oxiconazole nitrate added in an amount between 0.5% (w/w) and about 5% (w/w), preferably from about 0.5% (w/w) to about 3% (w/w) and more preferably about 1 % (w/w),
- l. Transferring the contents of said first API-vessel of step i to the mixing vessel of step g with continuous stirring at 10 to 50 RPM and homogenizing the mixture at 1000 to 3000 RPM under inert gas flushing and under vacuum of minus 1000 to minus 300 mm of mercury, said inert gas being preferably nitrogen,
- m. Transferring the contents from said second API-vessel of step j to said mixing vessel of step g with continuous stirring at 10 to 50 RPM and homogenizing the mixture at 1000 to 3000 RPM under vacuum, preferably of a magnitude between minus 1000 and minus 300 mm of mercury,

- n. Transferring the contents of the colloid milled Oxiconazole nitrate from the third API – vessel of step k to the said mixing vessel of step g with continuous stirring at 10 to 50 RPM and homogenising the mixture at 1000 to 3000 RPM under vacuum, preferably of a magnitude between minus 1000 and minus 300 mm of mercury,
- 5
- o. In a biopolymer-mixing vessel adding an acid, selected from a group comprising acids such as HCl, H₂SO₄, HNO₃, Lactic acid and the like, either singly or any combination thereof, preferably Lactic acid from about 0.005% (w/w) to 0.5% (w/w), preferably 0.3% (w/w), more preferably 0.05% (w/w),
- 10
- and purified water from about 0.1% (w/w) to 10% (w/w), preferably 8% (w/w), more preferably 5% (w/w) to form a mixture and dissolving a biopolymer, preferably Chitosan in an amount between about 0.01% w/w and about 1% w/w, preferably from about 0.01% w/w to about 0.5% w/w and most preferably about 0.1% w/w, said chitosan being of the molecular weight
- 15
- between 1kDal and 5000 kDal,
- p. Transferring the contents of the biopolymer-mixing vessel of step o to the mixing vessel of step g with continuous stirring at 10 to 50 RPM and homogenizing the mixture at 1000 to 3000 RPM under inert gas flushing and under vacuum of minus 1000 to minus 300 mm of mercury, said inert gas
- 20
- being preferably nitrogen,

- q. Cooling the contents of the mixing vessel of step g to 30 °C to 37 °C using circulation of cooled water from a cooling tower at 8 °C to 15 °C into the jacket of mixing vessel,
- r. Turning off the agitator and the homogenizer and removing the mixture of the mixing vessel of step q to a storage container.

Embodiment No. 11: In an embodiment of the present invention, the co-solvent of step h of the embodiment no. 10 above also serves as a humectant. However, in another embodiment of the invention, an additional humectant may be added, in the step a of embodiment 10, selected from a group comprising Glycerin, Sorbitol, Propylene glycol and the like, either singly or any combination thereof, from about 5% (w/w) to 50% (w/w), preferably 35% (w/w), more preferably 30% (w/w).

Embodiment No. 12: In another embodiment of the present invention the process described in embodiment no. 11 further incorporates adding a chelating agent, after the step of adding a preservative, selected from a group comprising Disodium EDTA and the like, either singly or any combination thereof, from about 0.05% (w/w) to 1% (w/w), preferably 0.5% (w/w), more preferably 0.1% (w/w).

Embodiment No. 13: In yet another embodiment of the present invention the process described in embodiments no. 11 and 12 further incorporate a buffering agent after the

step of adding chelating agent selected from a group comprising Di Sodium Hydrogen Ortho Phosphate, Sodium Hydrogen Ortho Phosphate and the like from about 0.001% (w/w) to 2.00% (w/w), preferably 1% (w/w), more preferably 0.5% (w/w).

- 5 Embodiment No. 14: In a further embodiment of the present invention the process described in embodiments no. 11 to 13 further incorporate an anti oxidants in the step h of embodiment 10 selected from a group comprising Butylated Hydroxy Anisole, Butylated Hydroxy Toluene and the like from about 0.001% (w/w) to 1% (w/w), preferably 0.1% (w/w), more preferably 0.01% (w/w).

10

Embodiment No. 15: Yet another process of making the composition as per the said earlier preferred embodiments & embodiments is disclosed, said process comprises the steps of:

- 15 a. Heating purified water in the range from 20% (w/w) to 75% (w/w), preferably 30% (w/w) to 50% (w/w), more preferably 25% (w/w) to 40% (w/w) in a water-phase vessel to 70 °C to 80 °C,
- 20 b. Adding to said water-phase vessel a preservative, selected from a group comprising Methylparaben, Propylparaben, Chlorocresol, Potassium sorbate, Benzoic acid and the like, either singly or any combination thereof, added in an amount between 0.05% (w/w) and 0.5% (w/w), preferably 0.3% (w/w), more preferably 0.2% (w/w), the preferred preservative being Benzoic acid,

- c. adding to said water-phase vessel of step b a chelating agent, or buffering agent, or a humectants added in combination thereof, wherein said chelating agent is preferably Disodium edetate, added in an amount preferably between 0.05 % (w/w), and 1 % (w/w), preferably 0.5% (w/w), more preferably 0.1% (w/w), said buffering agent is preferably Di Sodium Hydrogen Ortho Phosphate, added in an amount preferably 0.001% (w/w) to 2.00% (w/w), preferably 1.0% (w/w), more preferably 0.5% (w/w) and said humectant is preferably Propylene Glycol, added in an amount preferably 5% (w/w) to 50% (w/w), preferably 35% (w/w), more preferably 30% (w/w),
- d. mixing the mixture of said water-phase vessel of step c using an agitator at 10 to 50 RPM while maintaining the temperature of the mixture at 70°C to 80°C,
- e. adding to an oil-phase vessel an emulsifying wax, preferably Cetostearyl alcohol, in an amount preferably between 1% (w/w) and 20 % (w/w), preferably 15 % (w/w), more preferably 12.5 % (w/w) and a waxy material, preferably white soft paraffin, in an amount preferably between 5% (w/w) and 30 % (w/w), preferably 15 % (w/w), more preferably 12.5 % (w/w), and melting them by heating to 70 ° C to 80 ° C,
- f. adding to said oil phase vessel a non ionic surfactant or emulsifier, in an amount preferably between 1% (w/w), and 5 % (w/w), preferably between 1% (w/w), and 3 % (w/w), more preferably 2 % (w/w), of Polysorbate 80 and in an amount between 0.1% (w/w), and 5 % (w/w), preferably 1% (w/w), more

preferably 0.5 % (w/w), of Cetomacrogol 1000 and mixing the mixture thoroughly using an agitator at 10 to 50 RPM while maintaining the temperature of the mixture at 70 °C to 80 °C,

- g. transferring the contents of the water-phase vessel of step d and oil-phase
5 vessel of step f to a mixing vessel under vacuum conditions in the range of minus 1000 to minus 300 mm of mercury and at 70 °C to 80 °C and mixing the mixture at 10 to 50 RPM to form an emulsion,
- h. cooling the emulsion of said mixing vessel to 45 °C preferably by circulating cold water at a temperature between 8 and 15 °C from cooling tower in the
10 jacket of the mixing vessel,
- i. adding in a first API-vessel a co-solvent selected from a group comprising Propylene Glycol, Hexylene Glycol, PolyEthylene Glycol-400 adding propylene glycol, or any mixture thereof, in an amount preferably between 5% (w/w) and 50% (w/w), preferably 30% (w/w), more preferably 23%
15 (w/w), and optionally adding and dissolving an antioxidant, selected from a group comprising Butylated Hydroxy Anisole, Butylated Hydroxy Toluene and the like, or any combination thereof, added in an amount preferably between 0.001% (w/w) and 1 % (w/w), preferably 0.1 % (w/w), more preferably 0.01 % (w/w) Butylated Hydroxy Toluene in it by continuous
20 mixing,

- j. subjecting the contents of said first API-vessel to inert gas flushing, said inert gas preferably being nitrogen and adding Sodium Fusidate to the mixture and dissolving it in the mixture, said Sodium Fusidate being added in an amount between 0.1% (w/w) and about 25% (w/w), preferably between 0.5% (w/w) and about 5% (w/w) and more preferably about 2.08 % (w/w),
- k. adjusting the pH of the mixture in said first API-vessel of step j to below 2 by using an acid, selected from a group comprising acids such as HCL, H₂SO₄, HNO₃, lactic acid and the like, either singly or any combination thereof, preferably Nitric acid in an amount preferably between 0.005% (w/w) and 0.5 % (w/w), preferably 0.3 % (w/w), more preferably 0.25% (w/w),
- l. adding in a second API-vessel propylene glycol in an amount between 1% (w/w) to 10% (w/w), preferably 5% (w/w), more preferably 3% (w/w), dispersing Dexamethasone Acetate in it by continuous mixing to form a dispersion, followed by passing said dispersion through a colloid mill, said Dexamethasone Acetate added in an amount between 0.001% (w/w) and about 5% (w/w), preferably from about 0.01% (w/w) to about 1% (w/w) and more preferably about 0.1 % (w/w),
- m. adding in a third API-vessel propylene glycol in an amount between 1% (w/w) to 10% (w/w), preferably 5% (w/w), more preferably 4% (w/w) and dispersing Oxiconazole nitrate in it by continuous mixing to form a dispersion, followed by passing said dispersion through a colloid mill, said Oxiconazole nitrate

added in an amount between 0.5% (w/w) and about 5% (w/w), preferably from about 0.5% (w/w) to about 3% (w/w) and more preferably about 1 % (w/w),

- n. transferring the contents of said first API-vessel of step k to said mixing vessel of step h with continuous stirring at 10 to 50 RPM and homogenizing the mixture at 1000 to 3000 RPM under inert gas flushing and under vacuum of minus 1000 to minus 300 mm of mercury, said inert gas preferably being nitrogen,
- o. transferring the contents of the said second API-vessel of step l to said mixing vessel of step h with continuous stirring at 10 to 50 RPM and homogenizing the mixture at 1000 to 3000 RPM under vacuum, preferably of a magnitude between minus 1000 and minus 300 mm of mercury,
- p. transferring the contents of the colloid milled Oxiconazole Nitrate, from the third API – vessel of step m to the said mixing vessel of step h with continuous stirring at 10 to 50 RPM and homogenising the mixture at 1000 to 3000 RPM under vacuum, preferably of a magnitude between minus 1000 and minus 300 mm of mercury,
- q. in a biopolymer-mixing vessel adding an acid, selected from a group comprising acids such as HCl, H₂SO₄, HNO₃, Lactic acid and the like, either singly or any combination thereof, preferably Lactic acid from about 0.005% (w/w) to 0.5% (w/w), preferably 0.3% (w/w), more preferably 0.05% (w/w), and purified water from about 0.1% (w/w) to 10% (w/w), preferably 8% (w/w), more preferably 5% (w/w) to form a mixture and dissolving the said

biopolymer, Chitosan in an amount between about 0.01% (w/w) and about 1% (w/w) by weight, preferably from about 0.01% (w/w) to about 0.5% (w/w) and most preferably about 0.1% (w/w) w/w, said chitosan being of the molecular weight between 1kDal and 5000 kDal,

- 5 r. transferring the contents of the biopolymer mixture of step q to the mixing vessel of step h with continuous stirring at 10 to 50 RPM and homogenizing the mixture at 1000 to 3000 RPM under inert gas flushing and under vacuum of minus 1000 to minus 300 mm of mercury, said inert gas being preferably nitrogen,
- 10 s. cooling the contents of said mixing vessel of step h to 30 ° C to 37 ° C using circulation of cooled water from cooling tower at 8 ° C to 15 ° C into the jacket of mixing vessel,
- 15 t. turning off the agitator and the homogenizer and removing the mixture of the mixing vessel of step s to a storage container.

- 15 The co-solvent of step i also serve as a humectant. However, in an embodiment of the invention, an additional humectant may be added, selected from a group comprising Glycerin, Sorbitol, Propylene glycol and the like, either singly or any combination thereof, from about 5% (w/w) to 50% (w/w), preferably 35% (w/w), more preferably 30% (w/w).

20

Embodiment no. 16: A method of treating primary & secondary bacterial & fungal skin infections and inflammations said method comprising applying of a cream

containing at least one corticosteroid such as Dexamethasone Acetate, one antifungal Oxiconazole nitrate and Fusidic Acid which is made in situ under oxygen-free environment using Sodium Fusidate, wherein said cream comprises Fusidic Acid made using Sodium Fusidate, a cream base containing a preservative, primary and
5 secondary emulsifiers, waxy materials, co-solvents, acids, and water.

Embodiment no. 17: A method of treating primary & secondary bacterial & fungal skin infections and inflammations said method comprising applying of a cream as described in the preferred embodiment 1 and any of embodiments 1 to 9.

10

The cream obtained using the process of the present invention is homogenous and white to off white in colour and viscous in consistency. The pH of the product made using the process of the present invention is from about 3 to 6. On the other hand, Sodium Fusidate ointments that are commercially available are greasy and cosmetically non elegant.

15

It is essential that the active drug penetrate the skin for the optimum bio-dermal efficacy. The particle size of the active drug plays an important role here. It is necessary that the active drug is available in a finely dispersed form for the product to be being efficacious. Also this is to be achieved in the safe pH compatible
20 environment of skin (4.0 to 6.0). To achieve all these, it is essential to choose proper vehicles or co-solvents for the dissolution or dispersion of the drug.

Particle size analysis was carried out on the cream made using the process of the present invention and on some commercially available product samples (samples A, C, D, F, G, and K). An optical microscope by Carl Zeiss (Axio Star Plus 2x to 100x magnification) was used for this purpose. Maximum and minimum particle sizes, mean particle size and standard deviation and the coefficient of variation were assessed.

Table 8: Particle size analysis

	Minimum Particle Size (μm)	Maximum Particle Size (μm)	Mean Particle Size (μm)	Standard Deviation	Coefficient of Variation
Present Invention	0.84	5.87	2.59	1.38	0.533
A	7.23	39.58	18.09	9.251	0.511
C	6.07	32.69	14.11	6.692	0.474
D	9.8	27.52	18.48	4.98	0.269
F	7.93	19.90	14.82	4.033	0.272
G	7.29	29.48	15.25	6.065	0.398
K	5.75	32.63	16.80	8.112	0.483

The particle size distribution analysis results indicated in table 8 clearly indicate the presence of Fusidic Acid of fine particle size in the product of the present invention, the size that is advantageously much reduced than the conventional products. Whereas the maximum particle size observed for fusidic acid of the present invention is less than $6\mu\text{m}$, the maximum particle size observed for existing creams varies between $19\mu\text{m}$ to $40\mu\text{m}$, with a majority of them having the maximum particle size between $30\mu\text{m}$ and $40\mu\text{m}$. The average size of the fusidic acid particles in the present invention has been found to be less than $3\mu\text{m}$ whereas that for the existing

creams varies between 14 μm to 19 μm . Equally importantly, the minimum particle size observed was approx. 0.84 μm whereas the minimum particle size observed for existing creams ranged between 5 μm and 10 μm . The cream of the present invention is therefore physically distinct from any of the existing creams and easily distinguishable. This is attributed to the fact that the instant product is made using Sodium Fusidate using in situ conversion of Sodium Fusidate to Fusidic Acid in a finely dispersed form. All of the measured parameters are better than those found for the commercially available creams containing Fusidic Acid. This is another clear advantage of the product disclosed herein over the commercially available products.

10

The reduced particle size of the fusidic acid of the present invention is of particular significance as it has been achieved without compromising the stability of fusidic acid. In contrast with this, products such as those disclosed in WO2007087806 by Leo Pharma have employed mechanical means such as mortar and pestle to mechanically grind fusidic acid for adding to a cream base. Although WO2007087806 is silent on the particle size achieved, it will be known to a person skilled in the art that its particle size of fusidic acid cannot be finer than that of the present invention. Moreover, the stability of the fusidic acid in creams produced by the teachings of WO2007087806 or indeed in any fusidic acid creams that employ grinding of fusidic acid in presence of oxygen cannot be as good as that of the present invention as evidenced by the data included in Table 8.

20

The product of the present invention is efficacious due to the pronounced antibacterial activity of the regenerated Fusidic Acid, antifungal activity of the Oxiconazole nitrate, anti-inflammatory activity of the Dexamethasone Acetate, which are available in reduced particle size than the conventional products, and in a finely
5 dispersed form.

The inventor has screened different co-solvents such as Propylene Glycol, Hexylene Glycol, PolyEthyleneGlycol-400 & the like and dissolved the Sodium Fusidate in one of above co-solvents varying from about 5% (w/w) to 50% (w/w) under inert gas
10 purging and under vacuum and converted to Fusidic Acid in-situ by adding an acid such as HCl, H₂SO₄, HNO₃, Lactic acid and the like from about 0.005% (w/w) to about 0.5% (w/w) under stirring and obtained Fusidic Acid in more stabilized and solution form, which makes our final product in a cream base which easily penetrates the skin and highly efficacious, and also highly derma compatible by having a pH of
15 about 3.0 to about 6.0.

The stability of the product is confirmed by the stability studies performed for 6 months as per ICH guidelines and a comparison of stress studies done for in-house product with those on samples of commercially available comparable products.

20

Experimental Data

API-stability experiments were carried out (see tables 10 - 12) using the product of the present invention and products currently commercially available. Tests were carried out to observe (or measure as appropriate) the physical appearance of the product, the pH value and assay of the API over a period of time. Tests were also carried out to assess the stability by subjecting the product to stress studies such as autoclave test and oxydative degradation test. Further, in vitro antimicrobial zone of inhibition studies and preclinical studies such as blood clotting studies & burns wound healing studies were also carried out over a period of time. Each gram of product of the present invention used for the tests contained Sodium Fusidate as the starting raw material in the amount required to produce approximately 2% (w/w) Fusidic Acid, 0.1% (w/w) Dexamethasone Acetate & 1.00%(w/w) Oxiconazole nitrate in the finished product.

The product used for the Stability Studies tests contained approximately 10% extra API (overages). The product of the present invention used for studies contained Fusidic Acid cream prepared using Sodium Fusidate as starting material. It was packaged in an aluminium collapsible tube and each gram of the product contained 20.8 mg of Sodium Fusidate (in conformance with BP), which is equivalent to 20 mg of Fusidic Acid (BP conformant) and appropriate amount of steroids and antifungals as mentioned below.

It is apparent from tables 10 - 12 that on all counts, the pH value, the physical appearance, and stability, the product of the present invention is quite good.

The present invention will be further elucidated with reference to the accompanying example containing the composition and stability studies data, which are however not

5 intended to limit the invention in any way whatever

The composition of the final cream is given in the table 9 below.

Example:- Table 9

Composition : Fusidic Acid 2.0% w/w (equivalent of Sodium Fusidate 2.08% w/w)
+ Dexamethasone Acetate (0.1%w/w) + Oxiconazole nitrate (1.00%w/w) +
10 Chitosan (0.1% w/w) Cream

S.No	Ingredients	Specifi- cation	% (w/w)
1	Sodium Fusidate (eq. of fusidic acid 2% w/w)	IP	2.08
2	Dexamethasone Acetate	BP	0.1
3	Oxiconazole nitrate	IHS	1.00
4	Chitosan M	USP/NF	0.1
5	Lactic acid	IP	0.05
6	White soft Paraffin	IP	12.5
7	Cetostearyl Alcohol	IP	12.5
8	Polyoxyl 20 Cetostearyl ether (Cetomacrogol 1000)	USP/NF	0.5
9	Polysorbate 80	IP	2
10	Benzoic Acid	IP	0.2
11	Disodium Edetate	IP	0.1
12	Propylene Glycol	IP	30
13	Disodium Hydrogen Orthophosphate anhydrous	IP	0.5
14	Butylated Hydroxy Toluene	IP	0.01
15	1 M Nitric Acid Solution	IP	4
16	Purified water	IP	34.5

PRODUCT: Sodium Fusidate+Dexamethasone Acetate + Oxiconazole nitrate_Cream

PACK: Aluminum Collapsible tube

Composition:

- 15 i) Sodium Fusidate IP equivalent to Fusidic Acid IP 2.0 % (w/w)
ii) Dexamethasone Acetate IP 0.1 % (w/w)
iii) Oxiconazole nitrate IP 1.00 % (w/w)

Table 10: Description Test, Batch No. SDO-01**Measured parameter:** Physical appearance**Best value of measured parameter:** Homogeneous White to off White Viscous cream; **Method of measurement:** Observation by naked eye

Conditions	Initial	1 st Month	2 nd Month	3 rd Month
40°C 75% RH	Homogenous White to off White viscous cream	Homogenous White to off White viscous cream	Homogenous White to off White viscous cream	Homogenous White to off White viscous cream
30°C 65% RH	-	Do	Do	Do
25°C 60% RH	-	Do	Do	Do
Temp. cycling	-	Do	-	-
Freezthaw	-	Do	-	-

Table 11: Assay (%) Test, Batch No. SDO-01**Measured parameter:** Assay (%)**Limits of measured parameter:** 90-110**Method of measurement:** HPLC Method

Conditions	Assay (%)	Initial	1 st Month	2 nd Month	3 rd Month
40°C/ 75% RH	i) Fusidic Acid	109.61	109.81	108.48	108.46
	ii) Dexamethasone Acetate	109.69	109.92	108.86	108.86
	iii) Oxiconazole nitrate	109.68	109.71	108.55	108.68
30°C /65% RH	i) Fusidic Acid	-	109.85	109.68	108.76
	ii) Dexamethasone Acetate	-	109.95	108.89	108.84
	iii) Oxiconazole nitrate	-	109.68	109.68	108.84
25°C/ 60% RH	i) Fusidic Acid	-	109.89	108.35	108.86
	ii) Dexamethasone Acetate	-	109.25	109.38	108.87
	iii) Oxiconazole nitrate	-	109.66	109.86	109.68
Temp. cycling	i) Fusidic Acid	-	109.51	-	-
	ii) Dexamethasone Acetate	-	108.99	-	-
	iii) Oxiconazole nitrate	-	109.45	-	-
Freezthaw	i) Fusidic Acid	-	109.85	-	-
	ii) Dexamethasone Acetate	-	109.58	-	-
	iii) Oxiconazole nitrate	-	109.46	-	-

Table 12: pH Test, Batch No. SDO-01**Measured parameter:** pH**Limits of measured parameter:** 5.0-6.5**Method of measurement:** Digital pH Meter

5

Conditions	Initial	1st Month	2nd Month	3rd Month
40°C 75% RH	3.54	3.58	3.56	3.59
30°C 65% RH	-	3.56	3.59	3.58
25°C 60% RH	-	3.57	3.52	3.53
Temp. cycling	-	3.55	-	-
Freezethaw	-	3.56	-	-

From the above data, it is evident that product of the present invention is quite stable at ambient conditions and also at elevated temperature & humid conditions of storage. This is a major advantage over the currently available Fusidic Acid creams. The stability of the product is further ascertained by the shelf-life prediction of the formulation using arrhenius plot of degradation employing Nova-LIMS software. The antimicrobial/antibacterial activity of the product is confirmed by the in vitro Zone of Inhibition studies for the product. The results obtained clearly indicate the statistical significance.

15

A comparison of table 9 with tables 3 to 7 will illustrate the difference in the products that would be based on the conventional drug design and the innovative approach adopted in the present invention.

20 **Method Of Application Of The Cream**

The cream is applied after thorough cleansing and drying the affected area. Sufficient cream should be applied to cover the affected skin and surrounding area. The cream

should be applied two – four times a day depending upon the skin conditions for the full treatment period, even though symptoms may have improved.

Experiments

- 5 Experiments were carried out with the cream in laboratory as well as using suitable animal models inflicted with excision wounds. Four aspects were tested – wound contraction, epithelisation, blood clotting time, and film forming. These aspects together would suggest that the microbes were immobilized thereby leading to effective wound healing.

10

- A. Wound Contraction:** Excision wound healing activity of the cream of the present invention was determined through animal testing. Cutting away full thickness of the skin inflicted an excision wound 2.5 cm in diameter. The amount of contraction of the wound observed over a period indicated that the cream of present invention provides
- 15 significantly improved wound contraction than a control (untreated wound).

- B. Period Of Epithelisation:** Epithelisation of the wound occurred within shorter number of days using the cream of the present invention as compared to the days taken for epithelisation using the conventional cream. Therefore one benefit of the cream of
- 20 the present invention is that it facilitates significantly faster epithelisation of the skin than a control (untreated wound).

C. Blood Clotting: Blood clotting time was observed in both groups of animals, untreated control group and the test group of animals treated with the product of the present invention. Statistically significant decrease in the blood clotting time in treated group animals was observed when compared with that of the control group
5 animals. The mean percent reduction of 50-60% was observed for the blood clotting time using the product of the present invention.

Film Forming Properties: It is evident from figure 2 that Chitosan does not lose its film forming property in the presence of the excipients used for cream preparations in
10 the present invention.

Results And Discussion:

It is evident that the properties of Chitosan when used in formulations containing the excipients used in the current invention are not compromised in any way. This has
15 been achieved through a careful selection of excipients. For example, our experiments show that widely used excipients such as xanthan gum or carbomer precipitate in combination with Chitosan due to cationic, anionic interactions.

The therapeutic impact, as observed from the animal testing, of the addition of
20 Chitosan to Sodium Fusidate an antibacterial agent, Dexamethasone Acetate a

corticosteroid & Oxiconazole nitrate an antifungal is shown in the following table by considering various aspects of therapeutic cure of a compromised skin condition:

Table 13

Therapeutic aspect	Existing creams	Products of the present invention
1. Blood Clotting time	None explicitly claimed	Statistically significant reduction in clotting time as evidenced by pre-clinical animal trials
2. Immobilisation of microbes	None explicitly claimed	Expected to immobilise the surface microbes because of the cationic charge of Chitosan
3. Epidermal growth support	None explicitly claimed	It is well known that Chitosan possesses properties that have significant complimentary action on epidermal growth. This functional aspect of Chitosan is preserved in the product of the present invention
4. Micro-film forming	None explicitly claimed	Yes (see figure 2)
5. Overall wound healing medicinal effect	Standard as per existing products	Provides statistically significant superior healing properties

- 5 Wound healing studies were carried out on animals and using the cream of the present invention and the results were found to be statistically significant for the invention for wound healing & epithelisation when compared against a control (untreated wound).

It is evident that the film forming ability of the Chitosan incorporated in the cream allows better access of the antibacterial agent, Sodium Fusidate to the infected area and results in better functioning of these API.

- 5 The therapeutic efficacy of topically applied cream of the present invention is due to the pronounced antibacterial / antifungal activity of the Sodium Fusidate & Oxiconazole nitrate against the organisms responsible for skin infections, pronounced antiinflammatory activity of the Dexamethasone Acetate against inflammations, the unique ability of actives to penetrate intact skin and wound healing & soothing
- 10 properties of Chitosan.

It is further evident that the ability of the cream of the present invention to achieve statistically significant level of epithelisation as well as wound contraction is surprisingly greater than the currently available therapies.

15

It is evident from the foregoing discussion that the present invention offers the following advantages and unique aspects over the currently available dermaceutical compositions for bacterial/fungal infections, inflammations and for wound healing of the skin:

20

1. The cream of the present invention incorporates a skin-friendly biopolymer in the form of Chitosan provides enhanced therapeutic outcomes. This is evident from the reduced blood clotting time, increased epithelial effect, and faster relief from infection and inflammation and wound contraction.
5
2. The cream of the present invention incorporates a biopolymer without compromising the stability of the cream matrix and without adversely affecting the functioning of known active pharmaceutical ingredients. This has been achieved through a careful selection of functional excipients to bypass undesirable aspects of physio-chemical compatibility/stability and bio-release.
10
3. The cream of the present invention provides an integrated uni-dose or a single-dose therapy hitherto unavailable in prescription dermaceutical formulations.
- 15 4. The novel cream of the present invention is adequately stable/efficacious at ambient conditions and does not need special temperature control during transportation/storage – hence will go a long way in achieving these social objectives.

According to another embodiment of the present invention, there is also provided a process for treating bacterial / fungal skin infections, inflammations and wound healing involving contacting human skin with the above-disclosed composition.

- 5 While the above description contains much specificity, these should not be construed as limitation in the scope of the invention, but rather as an exemplification of the preferred embodiments thereof. It must be realized that modifications and variations are possible based on the disclosure given above without departing from the spirit and scope of the invention. Accordingly, the scope of the invention should be determined
- 10 not by the embodiments illustrated, but by the appended claims and their legal equivalents.

CLAIMS:

1. A medicinal fusidic acid cream characterized in that it contains Fusidic Acid as an antibacterial, Dexamethasone Acetate as a corticosteroid, Oxiconazole nitrate as an antifungal, and a biopolymer, preferably
5 Chitosan, and a cream base containing at least one of each of a primary and secondary emulsifier, a preservative, a waxy material, a co-solvents, an acid, and water, further characterized in that said fusidic acid is manufactured in situ under oxygen-free environment from Sodium Fusidate so that the average particle size of said fusidic acid in said cream is less
10 than 3 μ m.
2. A medicinal cream as claimed in claim 1, wherein said cream base comprises a preservative, an acid, a co-solvent, an emulsifier and a waxy material along with water, preferably purified water.
- 15 3. A medicinal cream as claimed in claim 1, wherein
- said Fusidic Acid is present in an amount from about 0.1% (w/w) to about 25% (w/w), preferably from about 0.5% (w/w) to about 5%(w/w), and more preferably about 2.00 % (w/w), and in which the amount of said Sodium
20 Fusidate used to form in situ said Fusidic Acid is in the range between about

0.1% (w/w) to about 25% (w/w), preferably from about 0.5% (w/w) to about 5% (w/w) and more preferably about 2.08 % (w/w), and

- the topical corticosteroid is from about 0.001% (w/w) to about 5% (w/w) by weight, preferably from about 0.01%(w/w) to about 1%(w/w) by weight and most preferably about 0.1% (w/w) by weight, of Dexamethasone Acetate, and,
5 - said antifungal is added from about 0.5%(w/w) to about 5.0%(w/w) by weight, preferably from about 0.5%(w/w) to about 3.0%(w/w) by weight, and most preferably about 1.0%(w/w) by weight; said antifungal preferably being Oxiconazole nitrate, and

10 - said biopolymer is in the form of Chitosan, added in an amount between about 0.01% (w/w) and about 1% (w/w), preferably from about 0.01% (w/w) to about 0.5% (w/w) and most preferably about 0.1% (w/w), said chitosan being of molecular weight between 1kDal and 5000kDal,

- said primary and secondary emulsifiers are selected from a group comprising
15 Cetostearyl alcohol, Cetomacrogol-1000, Polysorbate-80, Span-80 and the like and added in an amount from about 1% (w/w) to 20% (w/w); said waxy materials is selected from a group comprising white soft paraffin, liquid paraffin, hard paraffin and the like, or any combination thereof, and added in an amount from about 5% (w/w) to 30% (w/w); said co-solvent is selected
20 from a group comprising Propylene Glycol, Hexylene Glycol, PolyEthylene Glycol-400, Isopropyl Myristate and the like, or any combination thereof, and

added in an amount from about 5% (w/w) to 50% (w/w); said acid is selected from a group comprising HCl, H₂SO₄, HNO₃, Lactic acid and the like, or any combination thereof, and added in an amount from about 0.005% (w/w) to 0.5% (w/w); said preservative is selected from a group comprising Methylparaben, Propylparaben, Chlorocresol, Potassium sorbate, Benzoic acid and the like, or any combination thereof, and added in an amount from about 0.05% (w/w) to 0.5% (w/w); said water is added in the amount in the range of 20% (w/w) to 75% (w/w), preferably 30% (w/w) to 50% (w/w), more preferably 25% (w/w) to 40% (w/w), preferably purified water.

10

4. A medicinal cream as claimed in claims 1 and 3 further comprising a buffering agent which is selected from a group comprising Di Sodium Hydrogen Ortho Phosphate, Sodium Hydrogen Ortho Phosphate and the like, or any combination thereof, and added in an amount from about 0.001% (w/w) to 2.00% (w/w).

15

5. A medicinal cream as claimed in claims 1, 3, and 4 further comprising an antioxidant which is selected from a group comprising Butylated Hydroxy Anisole, Butylated Hydroxy Toluene and the like, or any combination thereof, and added in an amount from about 0.001% (w/w) to 1% (w/w).

20

6. A medicinal cream as claimed in claims 1 and 3 to 5 further comprising a chelating agent which is selected from a group comprising Disodium EDTA and the like, or any combination thereof, and added in an amount from about 0.05% (w/w) to 1% (w/w).

5

7. A medicinal cream as claimed in claims 1 and 3 to 6 further comprising a humectant which is selected from a group comprising Glycerin, Sorbitol, Propylene Glycol and the like, or any combination thereof, and added in an amount from about 5% (w/w) to 50% (w/w).

10

8. A dermatological cream as claimed in claims 1 and 3 to 7, wherein Sodium Fusidate is converted in-situ under totally oxygen free environment by slow addition of an acid, into Fusidic Acid of a molecular dispersion form (due to the presence of a co-solvent) at the intermediate stage, and which Fusidic Acid regenerates into an extremely finely dispersed form when added to a final cream base, thereby resulting in a finely and homogeneously dispersed Fusidic Acid in the final cream; all operations of converting Sodium Fusidate into Fusidic Acid carried out preferably in an environment free of atmospheric oxygen.

15

9. A medicinal cream as claimed in claims 1 to 8 wherein said conversion of Sodium Fusidate into said Fusidic Acid and the following formation of said

20

Fusidic Acid in a finely dispersed form in the final cream base takes place in an oxygen-free environment.

10. A medicinal cream as claimed in claim 9 wherein said oxygen-free
5 environment comprises a gaseous environment formed of inert gas selected from a group comprising carbon dioxide, nitrogen, helium and the like.
11. A process to make a medicinal fusidic acid cream containing Fusidic Acid, Dexamethasone Acetate, Oxiconazole nitrate, and a biopolymer, as claimed in
10 claim 8, said process comprising the steps of:
- a. heating purified water in the range from 20% (w/w) to 75% (w/w), preferably 30% (w/w) to 50% (w/w), more preferably 25% (w/w) to 40% (w/w), in a water-phase vessel to 70 °C to 80 °C,
 - b. adding to said water-phase vessel a preservative, selected from a group
15 comprising Methylparaben, Propylparaben, Chlorocresol, Potassium sorbate, Benzoic acid and the like, either singly or any combination thereof, in an amount between 0.05% (w/w) and 0.5% (w/w), preferably 0.3% (w/w), more preferably 0.2% (w/w), more preferably Benzoic acid,
 - c. mixing the mixture using an agitator at 10 to 50 RPM while maintaining the
20 temperature of the mixture at 70 °C to 80 °C,

- d. adding waxy materials, selected from a group comprising white soft paraffin, liquid paraffin, hard paraffin and the like, either singly or any combination thereof, in an amount between 5% (w/w) and 30% (w/w), preferably 15% (w/w), more preferably 12.5% (w/w), to an oil-phase vessel and melting said wax by heating to 70 °C to 80 °C,
- e. adding to said oil-phase vessel of a primary emulsifier, preferably in the form of a non ionic surfactant, selected from a group comprising Cetostearyl alcohol, Cetomacrogol-1000, either singly or any combination thereof, wherein Cetostearyl alcohol is added in an amount between 1% (w/w) and 20% (w/w), preferably 15% (w/w), more preferably 12.5% (w/w), and Cetomacrogol-1000 is added in an amount between 0.1% (w/w) and 5% (w/w), preferably 1% (w/w), more preferably 0.5% (w/w), and optionally a secondary emulsifier selected from a group comprising Polysorbate-80, Span-80 and the like, preferably Polysorbate-80, in an amount between 1% (w/w) and 5% (w/w), preferably between 1% (w/w) and 3% w/w, more preferably 2% (w/w) and mixing the mixture thoroughly, preferably using an agitator, at 10 to 50 RPM while maintaining the temperature of the mixture at 70 °C to 80 °C,
- f. transferring under vacuum in the range of minus 1000 to minus 300 mm of mercury and at 70 °C to 80 °C the contents of the water-phase and oil-phase vessels to a mixing vessel and mixing the mixture thoroughly, preferably using an agitator, at 10 to 50 RPM to form an emulsion,

- g. cooling said emulsion to 45 °C preferably by circulating cold water, preferably at 8 °C to 15 °C from a cooling tower in the jacket of the mixing vessel,
- h. in a first API-vessel adding a co-solvent, selected from a group comprising Propylene Glycol, Hexylene Glycol, PolyEthylene Glycol-400 and the like, either singly or any combination thereof, in an amount between 5% (w/w) and 50% (w/w), preferably 30% (w/w), more preferably 23% (w/w), preferably propylene glycol, subjecting the contents of said API-vessel to inert gas flushing, said inert gas being preferably nitrogen, and adding Sodium Fusidate to the mixture, said Sodium Fusidate added in an amount between 0.1% (w/w) and about 25% (w/w), preferably from about 0.5% (w/w) to about 5% (w/w) and more preferably about 2.08 % (w/w), and dissolving said Sodium Fusidate in the mixture,
- i. adjusting the pH of the mixture in said first API-vessel of step h to below 2 by using an acid, selected from a group comprising acids such as HCl, H₂SO₄, HNO₃, Lactic acid and the like, either singly or any combination thereof, preferably Nitric acid in an amount from about 0.005% (w/w) to 0.5% (w/w), preferably 0.3% (w/w), more preferably 0.25% (w/w),
- j. adding in a second API-vessel propylene glycol in an amount between 1% (w/w) to 10% (w/w), preferably 5% (w/w), more preferably 3% (w/w), dispersing Dexamethasone Acetate in it by continuous mixing to form a dispersion, followed by passing said dispersion through a colloid mill, said

Dexamethasone Acetate added in an amount between 0.001% (w/w) and about 5% (w/w), preferably from about 0.01% (w/w) to about 1% (w/w) and more preferably about 0.1 % (w/w),

- 5 k. adding in a third API-vessel propylene glycol in an amount between 1% (w/w) to 10% (w/w), preferably 5% (w/w), more preferably 4% (w/w) and dispersing Oxiconazole Nitrate, in it by continuous mixing to form a dispersion, followed by passing said dispersion through a colloid mill, said Oxiconazole Nitrate, added in an amount between 0.5% (w/w) and about 5% (w/w), preferably from about 0.5% (w/w) to about 3% (w/w) and more preferably about 1 % (w/w),
- 10 l. transferring the contents of said first API-vessel of step i to the mixing vessel of step g with continuous stirring at 10 to 50 RPM and homogenizing the mixture at 1000 to 3000 RPM under inert gas flushing and under vacuum of minus 1000 to minus 300 mm of mercury, said inert gas being preferably nitrogen,
- 15 m. transferring the contents from said second API-vessel of step j to said mixing vessel of step g with continuous stirring at 10 to 50 RPM and homogenizing the mixture at 1000 to 3000 RPM under vacuum, preferably of a magnitude between minus 1000 and minus 300 mm of mercury,
- 20 n. transferring the contents of the colloid milled Oxiconazole Nitrate, from the third API – vessel of step k to the said mixing vessel of step g with continuous stirring at 10 to 50 RPM and homogenising the mixture at 1000 to 3000 RPM

under vacuum, preferably of a magnitude between minus 1000 and minus 300 mm of mercury,

- 5 o. in a biopolymer-mixing vessel adding an acid, selected from a group comprising acids such as HCl, H₂SO₄, HNO₃, Lactic acid and the like, either singly or any combination thereof, preferably Lactic acid from about 0.005% (w/w) to 0.5% (w/w), preferably 0.3% (w/w), more preferably 0.05% (w/w) and purified water from about 0.1% (w/w) to 10% (w/w), preferably 8% (w/w), more preferably 5% (w/w) to form a mixture and dissolving a biopolymer, preferably Chitosan in an amount between about 0.01% (w/w) 10 and about 1% (w/w), preferably from about 0.01% (w/w) to about 0.5% (w/w) and most preferably about 0.1% (w/w), said chitosan being of the molecular weight between 1kDal and 5000 kDal,
- 15 p. transferring the contents of the biopolymer-mixing vessel of step o to the mixing vessel of step g with continuous stirring at 10 to 50 RPM and homogenizing the mixture at 1000 to 3000 RPM under inert gas flushing and under vacuum of minus 1000 to minus 300 mm of mercury, said inert gas being preferably nitrogen,
- 20 q. cooling the contents of the mixing vessel of step g to 30 °C to 37 °C using circulation of cooled water from a cooling tower at 8 °C to 15 °C into the jacket of mixing vessel,

r. turning off the agitator and the homogenizer and removing the mixture of the mixing vessel of step q to a storage container.

12. A process to make Fusidic Acid cream as claimed in claim 2 further wherein a humectant is added to the mixing vessel of step a in claim 11 said humectant being selected from a group comprising Glycerin, Sorbitol, Propylene glycol and the like, either singly or any combination thereof, from about 5% (w/w) to 50% (w/w), preferably 35% (w/w), more preferably 30% (w/w).

13. A process to make Fusidic Acid cream as claimed in any of claims 2 and 12 further wherein a chelating agent is added to the step a of claim 11, said chelating agent being selected from a group comprising Disodium EDTA and the like, either singly or any combination thereof, from about 0.05% (w/w) to 1% (w/w), preferably 0.5% (w/w), more preferably 0.1% (w/w).

14. A process to make Fusidic Acid cream as claimed in any of claims 2, 12, and 13 further wherein a buffering agent is added to the step a of claim 11, said buffering agent being selected from a group comprising Di Sodium Hydrogen Ortho Phosphate, Sodium Hydrogen Ortho Phosphate and the like from about 0.001% (w/w) to 2.00% (w/w), preferably 1% (w/w), more preferably 0.5% (w/w).

15. A process to make Fusidic Acid cream as claimed in any of claim 2,12 to 14, further wherein an anti oxidants is added to step h of claim 11, said anti oxidant being selected from a group comprising Butylated Hydroxy Anisole, Butylated Hydroxy Toluene and the like from about 0.001% (w/w) to 1% (w/w), preferably 5 0.1% (w/w), more preferably 0.01% (w/w).
16. A process to make a fusidic acid cream containing Fusidic Acid, Dexamethasone Acetate, Oxiconazole Nitrate, and a biopolymer as claimed in claims 2 to 10, said process comprising the steps of:
- 10 a. heating purified water in the range from 20% (w/w) to 75% (w/w), preferably 30% (w/w) to 50% (w/w), more preferably 25% (w/w) to 40% (w/w), in a water-phase vessel to 70 °C to 80 °C,
- b. adding to said water-phase vessel a preservative, selected from a group comprising Methylparaben, Propylparaben, Chlorocresol, Potassium sorbate, 15 Benzoic acid and the like, either singly or any combination thereof, added in an amount between 0.05% (w/w) and 0.5% (w/w), preferably 0.3% (w/w), more preferably 0.2% (w/w), the preferred preservative being Benzoic acid,
- c. adding to said water-phase vessel of step b a chelating agent, or buffering agent , or a humectants added in combination thereof, wherein said chelating 20 agent is preferably Disodium edetate, added in an amount preferably between 0.05(w/w) and 1 %(w/w), preferably 0.5% (w/w), more preferably

- 0.1%,(w/w) said buffering agent is preferably Di Sodium Hydrogen Ortho Phosphate, added in an amount preferably 0.001% (w/w) to 2.00% (w/w), preferably 1.0% (w/w), more preferably 0.5% (w/w) and said humectant is preferably Propylene Glycol, added in an amount preferably 5% (w/w) to 50% (w/w), preferably 35% (w/w) more preferably 30%(w/w),
- 5
- d. mixing the mixture of said water-phase vessel of step c using an agitator at 10 to 50 RPM while maintaining the temperature of the mixture at 70 °C to 80 °C,
- e. adding to an oil-phase vessel an emulsifying wax, preferably Cetostearyl alcohol, in an amount preferably between 1%(w/w), and 20%(w/w),
- 10
- preferably 15%(w/w), more preferably 12.5 %(w/w), and a waxy material, preferably white soft paraffin, in an amount preferably between 5%(w/w), and 30 %(w/w), preferably 15%(w/w), more preferably 12.5 %(w/w),and melting them by heating to 70 °C to 80 °C,
- f. adding to said oil phase vessel a non ionic surfactant or emulsifier, in an
- 15
- amount preferably between 1%(w/w) and 5 %(w/w), preferably between 1%(w/w) and 3 %(w/w), more preferably 2 %(w/w), of Polysorbate 80 and in an amount between 0.1%(w/w) and 5 %(w/w), preferably 1% (w/w),more preferably 0.5 %(w/w) of Cetomacrogol 1000, and mixing the mixture thoroughly using an agitator at 10 to 50 RPM while maintaining the
- 20
- temperature of the mixture at 70 °C to 80 °C,

- g. transferring the contents of the water-phase vessel of step d and oil-phase vessel of step f to a mixing vessel under vacuum conditions in the range of minus 1000 to minus 300 mm of mercury and at 70 ° C to 80 ° C and mixing the mixture at 10 to 50 RPM to form an emulsion,
- 5 h. cooling the emulsion of said mixing vessel to 45 ° C preferably by circulating cold water at a temperature between 8 and 15 ° C from cooling tower in the jacket of the mixing vessel,
- i. adding in a first API-vessel a co-solvent selected from a group comprising Propylene Glycol, Hexylene Glycol, PolyEthylene Glycol-400 adding
10 propylene glycol, or any mixture thereof, in an amount preferably between 5% (w/w) and 50% (w/w), preferably 30% (w/w), more preferably 23% (w/w), and optionally adding and dissolving an antioxidant, selected from a group comprising Butylated Hydroxy Anisole, Butylated Hydroxy Toluene and the like, or any combination thereof, added in an amount preferably between
15 0.001% (w/w) and 1 % (w/w), preferably 0.1 % (w/w) more preferably 0.01 % (w/w) Butylated Hydroxy Toluene in it by continuous mixing,
- j. subjecting the contents of said first API-vessel to inert gas flushing, said inert gas preferably being nitrogen and adding Sodium Fusidate to the mixture and dissolving it in the mixture, said Sodium Fusidate being added in an amount
20 between 0.1% (w/w) and about 25% (w/w), preferably between 0.5% (w/w) and about 5% (w/w) and more preferably about 2.08 % (w/w),

- k. adjusting the pH of the mixture in said first API-vessel of step j to below 2 by using an acid, selected from a group comprising acids such as HCL, H₂SO₄, HNO₃, lactic acid and the like, either singly or any combination thereof, preferably 1M Nitric acid in an amount preferably between 0.005% (w/w) and 5 0.5 % (w/w), preferably 0.3 % (w/w), more preferably 0.25% (w/w),
- l. adding in a second API-vessel propylene glycol in an amount between 1% (w/w) to 10% (w/w), preferably 5% (w/w), more preferably 3% (w/w), dispersing Dexamethasone Acetate in it by continuous mixing to form a dispersion, followed by passing said dispersion through a colloid mill said 10 Dexamethasone Acetate added in an amount between 0.001% (w/w) and about 5% (w/w), preferably from about 0.01% (w/w) to about 1% (w/w) and more preferably about 0.1 % (w/w),
- m. adding in a third API-vessel propylene glycol in an amount between 1% (w/w) 10% (w/w), preferably 5% (w/w), more preferably 4% (w/w) and dispersing 15 Oxiconazole Nitrate, in it by continuous mixing to form a dispersion, followed by passing said dispersion through a colloid mill, said Oxiconazole Nitrate, added in an amount between 0.5% (w/w) and about 5% (w/w), preferably from about 0.5% (w/w) to about 3% (w/w) and more preferably about 1 % (w/w),
- n. transferring the contents of said first API-vessel of step k to said mixing vessel of 20 step h with continuous stirring at 10 to 50 RPM and homogenizing the mixture at

1000 to 3000 RPM under inert gas flushing and under vacuum of minus 1000 to minus 300 mm of mercury, said inert gas preferably being nitrogen,

- o. transferring the contents of the said second API-vessel of step l to said mixing vessel of step h with continuous stirring at 10 to 50 RPM and homogenizing the mixture at 1000 to 3000 RPM under vacuum, preferably of a magnitude between minus 1000 and minus 300 mm of mercury,
- p. transferring the contents of the colloid milled Oxiconazole Nitrate, from the third API – vessel of step m to the said mixing vessel of step h with continuous stirring at 10 to 50 RPM and homogenising the mixture at 1000 to 3000 RPM under vacuum, preferably of a magnitude between minus 1000 and minus 300 mm of mercury,
- q. in a biopolymer-mixing vessel adding an acid, selected from a group comprising acids such as HCl, H₂SO₄, HNO₃, Lactic acid and the like, either singly or any combination thereof, preferably Lactic acid from about 0.005% (w/w) to 0.5% (w/w), preferably 0.3% (w/w), more preferably 0.05% (w/w), and purified water from about 0.1% (w/w) to 10% (w/w), preferably 8% (w/w), more preferably 5% (w/w) to form a mixture and dissolving the said biopolymer, Chitosan in an amount between about 0.01% and about 1%(w/w), preferably from about 0.01% (w/w) to about 0.5% (w/w) and most preferably about 0.1% (w/w), said chitosan being of the molecular weight between 1kDal and 5000 kDal,

- r. transferring the contents of the biopolymer mixture of step q to the mixing vessel of step h with continuous stirring at 10 to 50 RPM and homogenizing the mixture at 1000 to 3000 RPM under inert gas flushing and under vacuum of minus 1000 to minus 300 mm of mercury, said inert gas being preferably nitrogen,
- 5 s. cooling the contents of said mixing vessel of step h to 30 ° C to 37 ° C using circulation of cooled water from cooling tower at 8 ° C to 15 ° C into the jacket of mixing vessel,
- t. turning off the agitator and the homogenizer and removing the mixture of the mixing vessel of step s to a storage container.

10




Figure 1

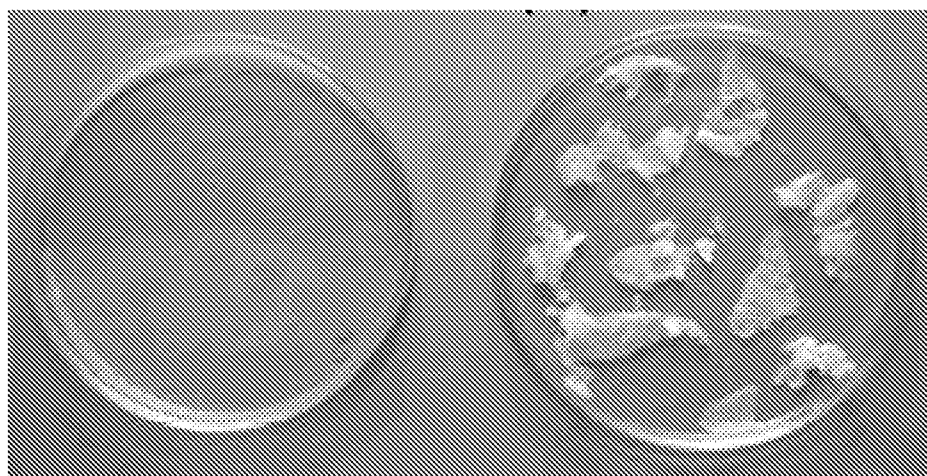


Figure 2

INTERNATIONAL SEARCH REPORT

International application No
PCT/IB2011/053403

A. CLASSIFICATION OF SUBJECT MATTER

INV. A61K9/06 A61K31/56 A61K31/573 A61K31/722 A61K9/00
A61K47/10 A61K47/36 A61K31/575 A61K31/415

ADD.

According to International Patent Classification (IPC) or to both national classification and IPC

B. FIELDS SEARCHED

Minimum documentation searched (classification system followed by classification symbols)

A61K

Documentation searched other than minimum documentation to the extent that such documents are included in the fields searched

Electronic data base consulted during the international search (name of data base and, where practical, search terms used)

EPO-Internal, WPI Data, BIOSIS, EMBASE

C. DOCUMENTS CONSIDERED TO BE RELEVANT

Category*	Citation of document, with indication, where appropriate, of the relevant passages	Relevant to claim No.
Y	WO 2010/084458 A1 (VANANGAMUDI SULUR SUBRAMANIAM [IN]; SRINIVASAN MADHAVAN [IN]; CHULLIEL) 29 July 2010 (2010-07-29) page 5, line 21 - page 15, line 10 pages 64,65; tables 84-86 claims 1-15	1-16
Y	WO 01/45645 A1 (IVREA INC [US]; CATTANEO MAURIZIO V [US]; DEMIERRE MARIE FRANCE [US]) 28 June 2001 (2001-06-28) page 9, lines 2-14 page 10, lines 17-27 page 13, lines 7-15 page 20, line 1; claims 1-31	1-16
	----- -/-	



Further documents are listed in the continuation of Box C.



See patent family annex.

* Special categories of cited documents :

"A" document defining the general state of the art which is not considered to be of particular relevance

"E" earlier document but published on or after the international filing date

"L" document which may throw doubts on priority claim(s) or which is cited to establish the publication date of another citation or other special reason (as specified)

"O" document referring to an oral disclosure, use, exhibition or other means

"P" document published prior to the international filing date but later than the priority date claimed

"T" later document published after the international filing date or priority date and not in conflict with the application but cited to understand the principle or theory underlying the invention

"X" document of particular relevance; the claimed invention cannot be considered novel or cannot be considered to involve an inventive step when the document is taken alone

"Y" document of particular relevance; the claimed invention cannot be considered to involve an inventive step when the document is combined with one or more other such documents, such combination being obvious to a person skilled in the art.

"&" document member of the same patent family

Date of the actual completion of the international search

18 January 2012

Date of mailing of the international search report

24/01/2012

Name and mailing address of the ISA/

European Patent Office, P.B. 5818 Patentlaan 2
NL - 2280 HV Rijswijk
Tel. (+31-70) 340-2040,
Fax: (+31-70) 340-3016

Authorized officer

Toulacis, C

INTERNATIONAL SEARCH REPORT

International application No
PCT/IB2011/053403

C(Continuation). DOCUMENTS CONSIDERED TO BE RELEVANT		
Category*	Citation of document, with indication, where appropriate, of the relevant passages	Relevant to claim No.
Y	<p>RAVI KUMAR M N V: "A review of chitin and chitosan applications", REACTIVE & FUNCTIONAL POLYMERS, ELSEVIER SCIENCE PUBLISHERS BV, NL, vol. 46, no. 1, 1 November 2000 (2000-11-01), pages 1-27, XP004224437, ISSN: 1381-5148, DOI: 10.1016/S1381-5148(00)00038-9 page 9, right-hand column, paragraph 3 - page 10, right-hand column, paragraph 2 page 21, right-hand column, paragraphs 2,4 -----</p>	1-16
Y	<p>RAMSAY C A ET AL: "The treatment of atopic dermatitis with topical fusidic acid and hydrocortisone acetate", JEADV. JOURNAL OF THE EUROPEAN ACADEMY OF DERMATOLOGY AND VENEREOLOGY, ELSEVIER SCIENCE PUBLISHERS, AMSTERDAM, NL, vol. 7, no. SUPPL. I, 1 July 1996 (1996-07-01), pages S15-S22, XP002582785, ISSN: 0926-9959, DOI: 10.1016/0926-9959(96)00032-3 [retrieved on 2002-10-11] abstract page 16, right-hand column, paragraph 2 - page 21, right-hand column, paragraph 3 -----</p>	1-16
Y	<p>ALSARRA ET AL: "Chitosan topical gel formulation in the management of burn wounds", INTERNATIONAL JOURNAL OF BIOLOGICAL MACROMOLECULES, ELSEVIER BV, NL, vol. 45, no. 1, 1 July 2009 (2009-07-01), pages 16-21, XP026116180, ISSN: 0141-8130, DOI: 10.1016/J.IJBIOMAC.2009.03.010 [retrieved on 2009-04-02] abstract page 2, left-hand column, paragraph 5 - page 5, right-hand column, paragraph 6 -----</p>	1-16

INTERNATIONAL SEARCH REPORT

Information on patent family members

International application No

PCT/IB2011/053403

Patent document cited in search report	Publication date	Patent family member(s)	Publication date
WO 2010084458 A1	29-07-2010	CN 102292080 A	21-12-2011
		US 2011281831 A1	17-11-2011
		WO 2010084458 A1	29-07-2010

WO 0145645 A1	28-06-2001	CA 2394901 A1	28-06-2001
		JP 2003524635 A	19-08-2003
		WO 0145645 A1	28-06-2001
