



US00D548402S

(12) **United States Design Patent**
Trodick

(10) **Patent No.:** **US D548,402 S**

(45) **Date of Patent:** **** Aug. 7, 2007**

(54) **MOUTH GUARD**

(76) Inventor: **Robert E. Trodick**, 449 Main St., Kila, MT (US) 59920

(**) Term: **14 Years**

(21) Appl. No.: **29/251,946**

(22) Filed: **Jan. 17, 2006**

(51) **LOC (8) Cl.** **29-02**

(52) **U.S. Cl.** **D29/108**

(58) **Field of Classification Search** D29/108, D29/122; D24/176, 180-181; 2/455; 128/861-862; 602/902; 433/6; D5/60

See application file for complete search history.

(56) **References Cited**

U.S. PATENT DOCUMENTS

- 4,977,905 A * 12/1990 Kittelsen et al. 128/861
- D382,965 S * 8/1997 Wagner D29/108
- D408,919 S * 4/1999 Cooley D24/181
- D492,785 S * 7/2004 Garabito D24/181

- D523,994 S * 6/2006 Manzo D29/108
- D525,749 S * 7/2006 Manzo et al. D29/108
- D526,095 S * 8/2006 Manzo et al. D29/108

* cited by examiner

Primary Examiner—Ruth McInroy

(74) *Attorney, Agent, or Firm*—Adam H. Jacobs

(57) **CLAIM**

The ornamental design for a mouth guard, as shown and described.

DESCRIPTION

FIG. 1 is a perspective view of the mouth guard of the present invention;

FIG. 2 is a top plan view thereof;

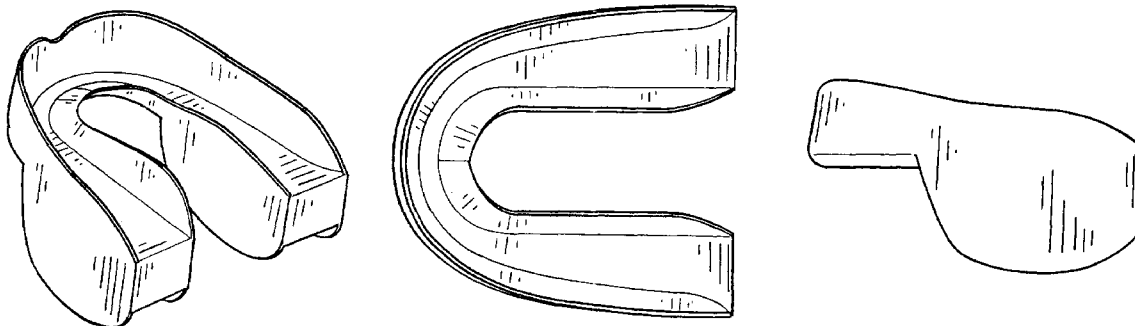
FIG. 3 is a side elevational view thereof;

FIG. 4 is a front elevational view thereof;

FIG. 5 is a bottom plan view thereof; and,

FIG. 6 is a rear elevational view thereof.

1 Claim, 2 Drawing Sheets



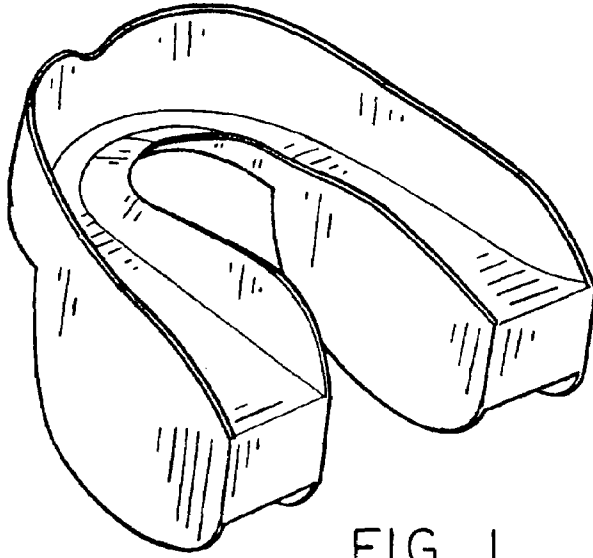


FIG. 1

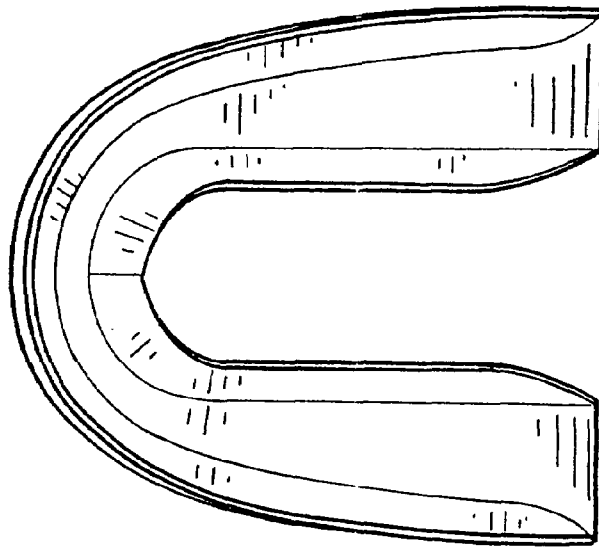


FIG. 2

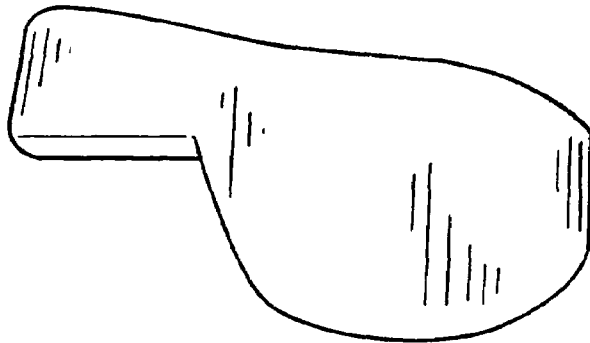


FIG. 3

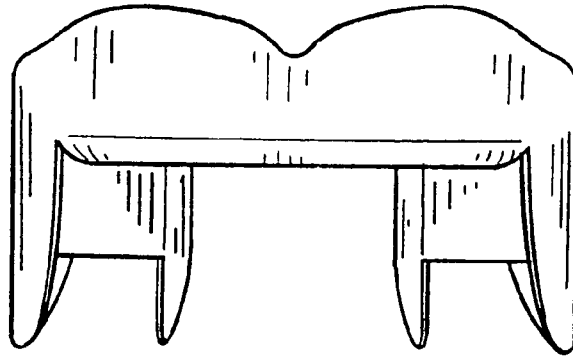


FIG. 4




FIG. 5

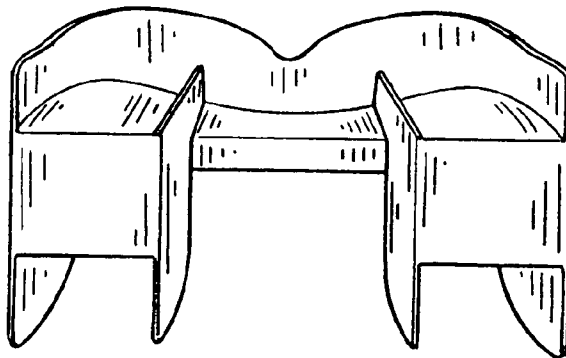


FIG. 6