

(19) **DANMARK**

(10) **DK/EP 3371163 T3**



(12)

# Oversættelse af europæisk patentskrift

Patent- og  
Varemærkestyrelsen

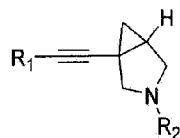
- 
- (51) Int.Cl.: **C 07 D 401/08 (2006.01)** **A 61 K 31/4439 (2006.01)** **A 61 P 25/28 (2006.01)**
- (45) Oversættelsen bekendtgjort den: **2022-07-04**
- (80) Dato for Den Europæiske Patentmyndigheds bekendtgørelse om meddelelse af patentet: **2022-03-30**
- (86) Europæisk ansøgning nr.: **16858971.1**
- (86) Europæisk indleveringsdag: **2016-10-21**
- (87) Den europæiske ansøgnings publiceringsdag: **2018-09-12**
- (86) International ansøgning nr.: **CN2016102946**
- (87) Internationalt publikationsnr.: **WO2017071536**
- (30) Prioritet: **2015-10-28 CN 201510713865**
- (84) Designerede stater: **AL AT BE BG CH CY CZ DE DK EE ES FI FR GB GR HR HU IE IS IT LI LT LU LV MC MK MT NL NO PL PT RO RS SE SI SK SM TR**
- (73) Patenthaver: **Hua Medicine (Shanghai) Ltd., 275 Ai Di Sheng Road, Pudong, Shanghai 201203, Kina**
- (72) Opfinder: **CHEN, Li, 275 Ai Di Sheng Road, Pudong, Shanghai 201203, Kina**  
**DUAN, Yuejiao, 275 Ai Di Sheng Road, Pudong, Shanghai 201203, Kina**  
**SHE, Jin, 275 Ai Di Sheng Road, Pudong, Shanghai 201203, Kina**  
**WU, Chengde, 275 Ai Di Sheng Road, Pudong, Shanghai 201203, Kina**
- (74) Fuldmægtig i Danmark: **Plougmann Vingtoft A/S, Strandvejen 70, 2900 Hellerup, Danmark**
- (54) Benævnelse: **PYRROLIDINDERIVATER**
- (56) Fremdragne publikationer:  
**WO-A1-2014/124560**  
**CN-A- 101 287 726**  
**KOMEYAMA, KIMIHIRO ET AL.: 'Intramolecular Alkynylcyclopropanation of Olefins Catalyzed by Bi(OTf)<sub>3</sub>:Stereoselective Synthesis of 1-Alkynyl-3-azabicyclo[3.1.0]hexanes' ANGEWANDTE CHEMIE , INTERNATIONAL EDITION vol. 48, no. 52, 31 December 2009, pages 9875 - 9878, XP055378992**



# DESCRIPTION

## Field of the Invention

[0001] The invention is directed to compounds of the formula I



(I)

or a pharmaceutically acceptable salt thereof, and to pharmaceutical compositions comprising said compounds or a pharmaceutically acceptable salt thereof, wherein the definitions of R<sub>1</sub>, R<sub>2</sub>, are as defined below. The compounds and compositions disclosed herein are mGluR5 antagonists useful for the treatment or prevention of mGluR5 mediated disorders, such as acute and/or chronic neurological disorders, cognitive disorders and memory deficits, as well as acute and chronic pain.

## Background of the Invention

[0002] Glutamate is the most prominent neurotransmitter in the body, being present in over 50% of nervous tissue. Glutamate mediates its effects through two major groups of receptors: ionotropic and metabotropic. Ionotropic glutamate receptors are ion channel receptors which are often responsible for fast excitatory transmission. They are generally divided into N-methyl-D-aspartate (NMDA),  $\alpha$ -amino-3-hydroxy-5-methyl-4-isoxazole propionic acid (AMPA) and kainite receptors. By contrast, metabotropic glutamate receptors (mGluRs) belong to the class C G-protein-coupled receptor (GPCR) protein family and are mainly involved in the modulation of fast excitatory transmission. As such, they are attractive therapeutic targets for treatment of disorders involving malfunction of glutamate signaling. The mGluRs are further divided into three groups (Group I, II and III) based on amino acid sequence homology, signal transduction mechanism and pharmacological properties. Group I receptors include mGluR1 and mGluR5, Group II includes mGluR2 and mGluR3 and Group III includes mGluR4, mGluR6, mGluR7 and mGluR8. The Group I mGluR1 and mGluR5 couple to G-proteins of the Gq family, Gq and G11, and their activation leads to activation of phospholipase C, resulting in the hydrolysis of membrane phosphatidylinositol (4, 5)-bisphosphate to diacylglycerol, which subsequently activates protein kinase C, and inositol trisphosphate, which in turn activates the inositol trisphosphate receptor to promote the release of intracellular calcium.

[0003] Anatomical studies demonstrate a broad and selective distribution of mGluRs in the mammalian nervous system. For example, mGluR5 are abundantly expressed in the striatum, cortex, hippocampus, caudate-putamen and nucleus accumbens; see for example: Shigemoto, R., Nomura, S., Hidemitsu, S., et al. Neuroscience Lett. 1993, 163, 53-57. As these brain areas

have been shown to be involved in emotion, motivational processes, learning and memory, as well as motor control, mGluR5 modulators have long been regarded as possessing therapeutic potential for a wide range of indications.

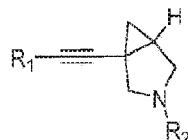
**[0004]** mGluR5 antagonists can be used for modulating the activity of the mGluR5 and for use in the treatment or prevention of mGluR5 mediated disorders, such as acute and/or chronic neurological disorders, cognitive disorders and memory deficits, acute and chronic pain, protection against drug or disease induced liver damage or failure, urinary incontinence. Other diseases contemplated include cerebral ischemia, chronic neurodegeneration including Huntington's chorea, amyotrophic lateral sclerosis, Alzheimer's disease, Parkinson's disease, psychiatric disorders, schizophrenia, mood disorders, emotion disorders, disorders of extrapyramidal motor function, obesity, disorders of pulmonary system and respiration, motor control and function, attention deficit disorders, concentration disorders, mental retardation (including mental retardation related to Fragile X syndrome), autism spectrum disorders (ASDs), pain disorders, neurodegenerative disorders, epilepsy, convulsive disorders, migraine, dyskinesia, eating disorders, vomiting, muscle spasms, urinary incontinence, sleep disorders, sexual disorders, circadian disorders, drug withdrawal, drug addiction, compulsive disorders, anxiety, panic disorders, depressive disorders, skin disorders, retinal ischemia, retinal degeneration, glaucoma, disorders associated with organ transplantation, asthma, ischemia and astrocytomas, diseases of the cardiovascular system, diseases of the gastrointestinal system such as gastroesophageal reflux disease and irritable bowel syndrome, diseases of the endocrine system, diseases of the exocrine system, diseases of the skin, cancer and diseases of the ophthalmic system. The development and use of mGluR5 antagonists has been summarized in numerous review articles for example: Gasparini, F., Bilbe, G., Gomez-Mancilla, G., and Spooren, W., *Current Opinion in Drug Discovery & Development*, 655-665, 2008, 11(5); Rocher, J.-P., Bonnet, B., Boléa, C., et al., *Current Topics in Medicinal Chemistry*. 2011, 11, 680-695; Dekundy, A., Gravius, A., Hechenberger, M., et al., *J. Neural Transm.* 2011, 118, 1703-1716; Niswender, C. M.; Conn, P. J., *Annu Rev Pharmacol Toxicol*, 2010, 50, 295-322; Emmite KA. mGluR5 negative allosteric modulators: a patent review (2010-2012). Guiying Li, Morten Jørgensen, *Expert Opin Ther Pat.* 2013, Apr. 23(4), 393-408; and Brian M Campbell. Metabotropic glutamate receptor 5-negative allosteric modulators for the treatment of psychiatric and neurological disorders (2009-July 2013), *Pharmaceutical Patent Analyst*. 2(6): 767-802.

### **Summary of the Invention**

**[0005]** The present invention is directed to compounds of the formula I, or a pharmaceutically acceptable salt thereof, pharmaceutical compositions containing them and to methods of treating diseases and disorders. The compounds and compositions disclosed herein are mGluR5 antagonists useful for the treatment of mGluR5 mediated disorders, including acute and/or chronic neurological disorders, cognitive disorders and memory deficits, as well as acute and chronic pain.

**Detailed Description of the Invention**

[0006] In an embodiment of the present invention, provided are compounds of formula I:



(I)

or a pharmaceutically acceptable salt thereof,

wherein:

R<sub>1</sub> is a 5- to 10-membered mono- or bicyclic heteroaryl ring that contains 1-3 heteroatoms selected from the group consisting of N, O and S, wherein the 5- to 10-membered ring system is optionally substituted with 0-3 substituents independently selected from alkyl, halogen, -OH, -CN, nitro, -CF<sub>3</sub>, -O-CF<sub>3</sub>, -O-alkyl, -O-aryl, -S-alkyl, -S-aryl, -S(O)-alkyl, -S(O)-aryl, -S(O<sub>2</sub>)-alkyl, -S(O<sub>2</sub>)-aryl, -CH<sub>2</sub>-aryl, aryl, heteroaryl, -O-CH<sub>2</sub>-aryl, -N(CH<sub>3</sub>)<sub>2</sub>, cycloalkyl, heterocycloalkyl, -C(O)-alkyl, -C(O)cycloalkyl, -C(O)heterocycloalkyl, -C(O)-aryl, -C(O)-heteroaryl, -C(O)O-alkyl, -C(O)O-cycloalkyl, -C(O)O-heterocycloalkyl, -C(O)O-aryl, -C(O)O-heteroaryl, -C(O)N-alkyl, -C(O)N-cycloalkyl, -C(O)N-heteroalkyl, -C(O)N-aryl, -C(O)N-heteroaryl or substituted lower alkyl, wherein the substituents may combine to form an optionally substituted 5-7 membered fused and optionally substituted carbocyclic or heterocyclic ring;

R<sub>2</sub> is alkanoyl, arylalkanoyl, heteroaryl acyl, aryl sulfonyl, heteroaryl sulfonyl, alkoxy carbonyl, -C(O)O-aryl, arylalkoxy carbonyl, acylamino, wherein the aryl or heteroaryl are optionally substituted with 0-3 substituents independently selected from alkyl, halogen, -OH, -CN, nitro, -CF<sub>3</sub>, -OCF<sub>3</sub>, -O-alkyl, -O-aryl, -S-alkyl, -S-aryl, -S(O)-alkyl, S(O)-aryl, -S(O<sub>2</sub>)-alkyl, -S(O<sub>2</sub>)aryl, -CH<sub>2</sub>-aryl, heteroaryl, -O-CH<sub>2</sub>-aryl, -N(CH<sub>3</sub>)<sub>2</sub>, cycloalkyl, heterocycloalkyl, -C(O)-alkyl, -C(O)cycloalkyl, -C(O)-heterocycloalkyl, -C(O)-aryl, -C(O)-heteroaryl, -C(O)O-alkyl, -C(O)O-cycloalkyl, -C(O)O-heterocycloalkyl, -C(O)O-aryl, -C(O)O-heteroaryl, -C(O)N-alkyl, -C(O)N-cycloalkyl, -C(O)N-heteroalkyl, -C(O)N-aryl, -C(O)N-heteroaryl or substituted lower alkyl, wherein the substituents may combine to form an optionally substituted 5-7 membered fused carbocyclic or heterocyclic ring; or

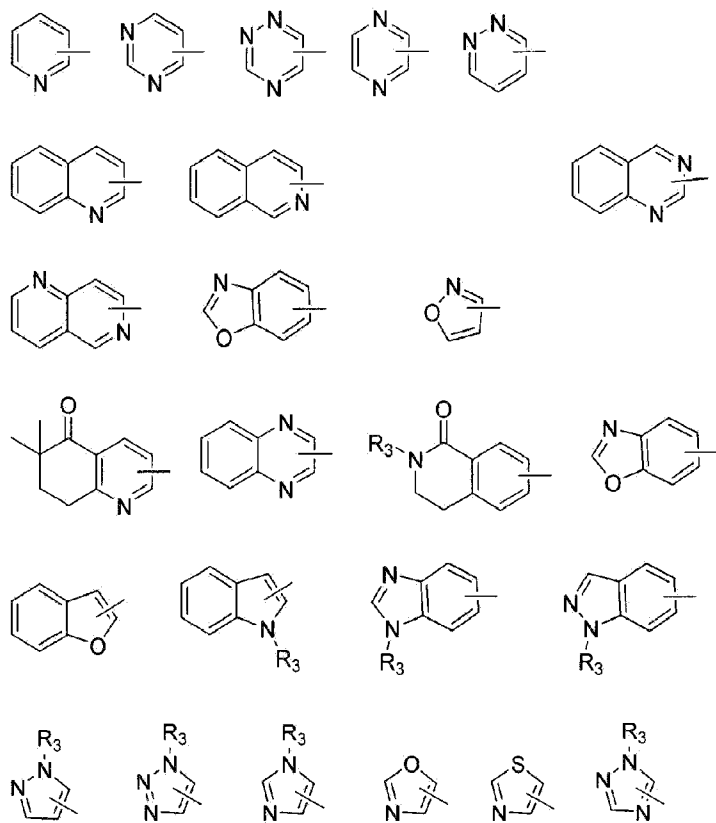
a 5- to 10-membered mono- or bicyclic heteroaryl ring that contains 1-3 heteroatoms selected from the group consisting of N, O and S, wherein the 5- to 10-membered ring system is optionally substituted with 0-3 substituents independently selected from alkyl, halogen, -OH, -CN, nitro, -CF<sub>3</sub>, -O-CF<sub>3</sub>, -O-alkyl, -O-aryl, -S-alkyl, -S-aryl, -S(O)-alkyl, -S(O)-aryl, -S(O<sub>2</sub>)-alkyl, -S(O<sub>2</sub>)-aryl, -CH<sub>2</sub>-aryl, aryl, heteroaryl, -O-CH<sub>2</sub>-aryl, -N(CH<sub>3</sub>)<sub>2</sub>, cycloalkyl, heterocycloalkyl, -C(O)-alkyl, -C(O)cycloalkyl, -C(O)heterocycloalkyl, -C(O)-aryl, -C(O)-heteroaryl, -C(O)O-alkyl, -C(O)O-cycloalkyl, -C(O)O-heterocycloalkyl, -C(O)O-aryl, -C(O)O-heteroaryl, -C(O)N-alkyl, -C(O)N-cycloalkyl, -C(O)N-heteroalkyl, -C(O)N-aryl, -C(O)N-heteroaryl or substituted lower alkyl, wherein the substituents may combine to form an optionally substituted 5-7 membered

fused and optionally substituted carbocyclic or heterocyclic ring; or

a 5- to 10-membered mono- or bicyclic aryl ring, wherein the 5- to 10-membered ring system is optionally substituted with 0-3 substituents independently selected from alkyl, halogen, -OH, -CN, nitro, -CF<sub>3</sub>, -OCF<sub>3</sub>, -O-alkyl, -O-aryl, -S-alkyl, -S-aryl, -S(O)-alkyl, S(O)-aryl, -S(O<sub>2</sub>)-alkyl, -S(O<sub>2</sub>)aryl, -CH<sub>2</sub>-aryl, aryl, heteroaryl, -O-CH<sub>2</sub>-aryl, -N(CH<sub>3</sub>)<sub>2</sub>, cycloalkyl, heterocycloalkyl, -C(O)-alkyl, -C(O)cycloalkyl, -C(O)-heterocycloalkyl, -C(O)-aryl, -C(O)-heteroaryl, -C(O)O-alkyl, -C(O)O-cycloalkyl, -C(O)O-heterocycloalkyl, -C(O)O-aryl, -C(O)O-heteroaryl, -C(O)N-alkyl, -C(O)N-cycloalkyl, -C(O)N-heteroalkyl, -C(O)N-aryl, -C(O)N-heteroaryl or substituted lower alkyl, wherein the substituents may combine to form an optionally substituted 5-7 membered fused carbacyclic or heterocyclic ring, wherein the lower alkyl represents branched or straight-chain alkyl radical of one to nine carbon atoms in both the definitions in R<sub>1</sub> and R<sub>2</sub>.

In a further embodiment of the present invention, provided is a compound according to formula I, or a pharmaceutically acceptable salt thereof, wherein:

R<sub>1</sub> is a substituted or unsubstituted ring selected from the following list:



wherein the ring is optionally substituted with 0-3 substituents independently selected from alkyl, halogen, -OH, -CN, nitro, -CF<sub>3</sub>, -OCF<sub>3</sub>, -O-alkyl, -O-aryl, -S-alkyl, -S-aryl, -S(O)-alkyl, S(O)-aryl, -S(O<sub>2</sub>)-alkyl, -S(O<sub>2</sub>)aryl, -CH<sub>2</sub>-aryl, aryl, heteroaryl, -O-CH<sub>2</sub>-aryl, -N(CH<sub>3</sub>)<sub>2</sub>, cycloalkyl, heterocycloalkyl, -C(O)-alkyl, -C(O)cycloalkyl, -C(O)-heterocycloalkyl, -C(O)-aryl, -C(O)-heteroaryl, -C(O)O-alkyl, -C(O)O-cycloalkyl, -C(O)O-heterocycloalkyl, -C(O)O-aryl, -C(O)O-heteroaryl, -C(O)N-alkyl, -C(O)N-cycloalkyl, -C(O)N-heteroalkyl, -C(O)N-aryl, -C(O)N-heteroaryl or substituted lower alkyl, wherein the substituents may combine to form an optionally substituted 5-7 membered fused carbacyclic or heterocyclic ring;

R<sub>3</sub> where presents is -H or lower alkyl;

R<sub>2</sub> is alkanoyl, arylalkanoyl, herteroaryl acyl, aryl sulfonyl, heteroaryl sulfonyl, alkoxycarbonyl, -C(O)O-aryl, arylalkoxycarbonyl, acylamino, wherein the aryl or heteroaryl are optionally substituted with 0-3 substituents independently selected from alkyl, halogen, -OH, -CN, nitro, -CF<sub>3</sub>, -OCF<sub>3</sub>, -O-alkyl, -O-aryl, -S-alkyl, -S-aryl, -S(O)-alkyl, S(O)-aryl, -S(O<sub>2</sub>)-alkyl, -S(O<sub>2</sub>)aryl, -CH<sub>2</sub>-aryl, heteroaryl, -O-CH<sub>2</sub>-aryl, -N(CH<sub>3</sub>)<sub>2</sub>, cycloalkyl, heterocycloalkyl, -C(O)-alkyl, -C(O)cycloalkyl, -C(O)-heterocycloalkyl, -C(O)-aryl, -C(O)-heteroaryl, -C(O)O-alkyl, -C(O)O-cycloalkyl, -C(O)O-heterocycloalkyl, -C(O)O-aryl, -C(O)O-heteroaryl, -C(O)N-alkyl, -C(O)N-cycloalkyl, -C(O)N-heteroalkyl, -C(O)N-aryl, -C(O)N-heteroaryl or substituted lower alkyl, wherein the substituents may combine to form an optionally substituted 5-7 membered fused carbacyclic or heterocyclic ring; or

a 5- to 10-membered mono- or bicyclic heteroaryl ring that contains 1-3 heteroatoms selected from the group consisting of N, O and S, wherein the 5- to 10-membered ring system is optionally substituted with 0-3 substituents independently selected from alkyl, halogen, -OH, -CN, nitro, -CF<sub>3</sub>, -O-CF<sub>3</sub>, -O-alkyl, -O-aryl, -S-alkyl, -S-aryl, -S(O)-alkyl, -S(O)-aryl, -S(O<sub>2</sub>)-alkyl, -S(O<sub>2</sub>)-aryl, -CH<sub>2</sub>-aryl, aryl, heteroaryl, -O-CH<sub>2</sub>-aryl, -N(CH<sub>3</sub>)<sub>2</sub>, cycloalkyl, heterocycloalkyl, -C(O)-alkyl, -C(O)cycloalkyl, -C(O)heterocycloalkyl, -C(O)-aryl, -C(O)-heteroaryl, -C(O)O-alkyl, -C(O)O-cycloalkyl, -C(O)O-heterocycloalkyl, -C(O)O-aryl, -C(O)O-heteroaryl, -C(O)N-alkyl, -C(O)N-cycloalkyl, -C(O)N-heteroalkyl, -C(O)N-aryl, -C(O)N-heteroaryl or substituted lower alkyl, wherein the substituents may combine to form an optionally substituted 5-7 membered fused and optionally substituted carbocyclic or heterocyclic ring; or

a 5- to 10-membered mono- or bicyclic aryl ring, wherein the 5- to 10-membered ring system is optionally substituted with 0-3 substituents independently selected from alkyl, halogen, -OH, -CN, nitro, -CF<sub>3</sub>, -OCF<sub>3</sub>, -O-alkyl, -O-aryl, -S-alkyl, -S-aryl, -S(O)-alkyl, S(O)-aryl, -S(O<sub>2</sub>)-alkyl, -S(O<sub>2</sub>)aryl, -CH<sub>2</sub>-aryl, aryl, heteroaryl, -O-CH<sub>2</sub>-aryl, -N(CH<sub>3</sub>)<sub>2</sub>, cycloalkyl, heterocycloalkyl, -C(O)-alkyl, -C(O)cycloalkyl, -C(O)-heterocycloalkyl, -C(O)-aryl, -C(O)-heteroaryl, -C(O)O-alkyl, -C(O)O-cycloalkyl, -C(O)O-heterocycloalkyl, -C(O)O-aryl, -C(O)O-heteroaryl, -C(O)N-alkyl, -C(O)N-cycloalkyl, -C(O)N-heteroalkyl, -C(O)N-aryl, -C(O)N-heteroaryl or substituted lower alkyl, wherein the substituents may combine to form an optionally substituted 5-7 membered fused carbacyclic or heterocyclic ring, wherein the lower alkyl represents branched or straight-chain alkyl radical of one to nine carbon atoms in all of the definitions in R<sub>1</sub>, R<sub>2</sub> and R<sub>3</sub>.

**[0007]** In a further embodiment of the present invention, provided is a compound according to formula I, or a pharmaceutically acceptable salt thereof, wherein:

R<sub>1</sub> is an optionally mono- or disubstituted 5- to 6-membered monocyclic heteroaryl ring that contains 1-3 heteroatoms selected from the group consisting of N, O and S;

R<sub>2</sub> is optionally mono- or disubstituted 5- to 10-membered mono- or bicyclic aryl, or optionally

mono- or disubstituted mono- or bicyclic heteroaryl that contains 1-3 heteroatoms selected from the group consisting of N, O and S, or optionally substituted -C(O)-C<sub>1</sub>-C<sub>5</sub>- alkyl, -C(O)-C<sub>1</sub>-C<sub>5</sub>-alkyl-aryl, -C(O)-aryl, -C(O)-heteroaryl, -C(O)O-C<sub>1</sub>-C<sub>5</sub>-alkyl, - C(O)O-C<sub>1</sub>-C<sub>5</sub>-alkyl-aryl or -S(O<sub>2</sub>)-phenyl.

**[0008]** In a further embodiment of the present invention, provided is a compound according to formula I, or a pharmaceutically acceptable salt thereof, wherein:

R<sub>1</sub> is 2-pyridinyl or substituted 2-pyridinyl, 4-pyridinyl or substituted 4-pyridinyl, or

R<sub>1</sub> is pyrimidinyl, pyrazinyl, pyridazinyl or thiazoly.

**[0009]** In a further embodiment of the present invention, provided is a compound according to formula I, or a pharmaceutically acceptable salt thereof, wherein:

R<sub>1</sub>

is 2-pyridinyl optionally substituted with 1 or 2 substituents independently selected from halogen, -C<sub>1</sub>-C<sub>4</sub>-alkyl, -O-C<sub>1</sub>-C<sub>4</sub>-alkyl, wherein halogen includes -F, -Cl, -Br or -I; -C<sub>1</sub>-C<sub>4</sub>-alkyl includes, but are not limited to, methyl, ethyl, propyl, *iso*-propyl, butyl, *iso*-butyl, *tert*-butyl; -O-C<sub>1</sub>-C<sub>4</sub>-alkyl includes, but are not limited to methoxyl, ethoxyl, propoxyl, *iso*-propoxyl, butoxyl, *iso*-butoxyl or *tert*-butoxyl, or

R<sub>1</sub>

is 4-pyridinyl optionally substituted with 1 or 2 substituents independently selected from halogen, -C<sub>1</sub>-C<sub>4</sub>-alkyl, -O-C<sub>1</sub>-C<sub>4</sub>-alkyl, wherein halogen includes -F, -Cl, -Br or -I; -C<sub>1</sub>-C<sub>4</sub>-alkyl includes, but are not limited to, methyl, ethyl, propyl, *iso*-propyl, butyl, *iso*-butyl, *tert*-butyl; -O-C<sub>1</sub>-C<sub>4</sub>-alkyl includes, but are not limited to methoxyl, ethoxyl, propoxyl, *iso*-propoxyl, butoxyl, *iso*-butoxyl or *tert*-butoxyl; or

R<sub>1</sub>

is pyrimidinyl, pyrazinyl, pyridazinyl or thiazoly optionally substituted with 1 or 2 substituents independently selected from halogen, -C<sub>1</sub>-C<sub>4</sub>-alkyl, -O-C<sub>1</sub>-C<sub>4</sub>-alkyl, wherein halogen includes -F, -Cl, -Br or -I; -C<sub>1</sub>-C<sub>4</sub>-alkyl includes, but are not limited to, methyl, ethyl, propyl, *iso*-propyl, butyl, *iso*-butyl, *tert*-butyl; the -O-C<sub>1</sub>-C<sub>4</sub>-alkyl includes, but are not limited to methoxyl, ethoxyl, propoxyl, *iso*-propoxyl, butoxyl, *iso*-butoxyl or *tert*-butoxyl.

R<sub>2</sub>

is a 5- to 10-membered mono- or bicyclic aryl or heteroaryl ring that contains 1, 2, or 3 heteroatoms independently selected from the group consisting of N, O and S, wherein the 5- to 10-membered ring system is optionally substituted with 1 or 2 substituents independently selected from -C<sub>1</sub>-C<sub>4</sub>-alkyl, halogen, -CN, nitro, -CF<sub>3</sub>, -OCF<sub>3</sub>, -O-C<sub>1</sub>-C<sub>4</sub>-



alkyl, -SCH<sub>3</sub>, -S(O)-CH<sub>3</sub>, -S(O<sub>2</sub>)-CH<sub>3</sub>, -CO<sub>2</sub>CH<sub>3</sub>, -C(O)NH<sub>2</sub>, -C(O)NH(CH<sub>3</sub>), -C(O)N(CH<sub>3</sub>)<sub>2</sub>, phenyl, wherein halogen includes -F, -Cl, -Br or -I; the -C<sub>1</sub>-C<sub>4</sub>-alkyl includes, but are not limited to methyl, ethyl, propyl, *iso*-propyl, butyl, *iso*-butyl, *tert*-butyl; the -O-C<sub>1</sub>-C<sub>4</sub>-alkyl includes, but are not limited to methoxyl, ethoxyl, propoxyl, *iso*-proxyl, butoxyl, *iso*-butoxyl, *tert*-butoxyl, wherein the 5- to 10-membered ring system is preferably phenyl, pyridinyl, benzimidazolyl, azaindolyl; or

R<sub>2</sub>

is -C(O)-C<sub>1</sub>-C<sub>5</sub>-alkyl, -C(O)-C<sub>1</sub>-C<sub>5</sub>-alkyl-aryl, -C(O)-phenyl, -C(O)-benzyl, -CO-pyridinyl, -C(O)O-C<sub>1</sub>-C<sub>5</sub>-alkyl, -C(O)O-C<sub>1</sub>-C<sub>5</sub>-alkyl-phenyl, -C(O)O-phenyl, -C(O)O-benzyl-S(O<sub>2</sub>)-phenyl, -C(O)N-aryl, -C(O)N-alkyl, -C(O)N-alkyl-CF<sub>3</sub>, wherein -C<sub>1</sub>-C<sub>5</sub>-alkyl includes methyl, ethyl, propyl, *iso*-propyl, butyl, *iso*-butyl, *tert*-butyl, pentyl, *iso*-pentyl, *tert*-pentyl, *neo*-pentyl. The benzyl or phenyl in the substituent is optionally further substituted with 1 or 2 substituents selected from halogen, -C<sub>1</sub>-C<sub>4</sub>-alkyl, -CN or -O-CF<sub>3</sub> which is optionally further substituted with a 1 or 2 substituents independent selected from halogen, -C<sub>1</sub>-C<sub>4</sub>-alkyl, -CN or -O-CF<sub>3</sub> wherein halogen includes -F, -Cl, -Br or -I; -C<sub>1</sub>-C<sub>4</sub>-alkyl includes, but are not limited to, methyl, ethyl, propyl, *iso*-propyl, butyl, *iso*-butyl, *tert*-butyl.

**[0010]** In a still further embodiment of the present invention, provided is a pharmaceutical composition, comprising a therapeutically effective amount of a compound according to formula I or a pharmaceutically acceptable salt thereof and a pharmaceutically acceptable carrier.

**[0011]** As used herein, the term "alkyl", alone or in combination with other groups, refers to a branched or straight-chain monovalent saturated aliphatic hydrocarbon radical of one to twenty carbon atoms, preferably one to sixteen carbon atoms, more preferably one to ten carbon atoms.

**[0012]** As used herein, the term "alkenyl", alone or in combination with other groups, refers to a straight-chain or branched hydrocarbon residue having an olefinic bond of two to twenty carbon atoms, preferably two to sixteen carbon atoms, more preferably two to ten carbon atoms.

**[0013]** The term "cycloalkyl" refers to a monovalent mono- or polycarbocyclic radical of three to ten, preferably three to six carbon atoms. This term is further exemplified by radicals such as cyclopropyl, cyclobutyl, cyclopentyl, cyclohexyl, cycloheptyl, norbornyl, adamantyl, indanyl and the like. In a preferred embodiment, the "cycloalkyl" moieties can optionally be substituted with one, two, three or four substituents, with the understanding that said substituents are not, in turn, substituted further unless indicated otherwise in the Examples or claims below. Each substituent can independently be, alkyl, alkoxy, halogen, amino, hydroxyl or oxygen (O=) unless otherwise specifically indicated. Examples of cycloalkyl moieties include, but are not

limited to, optionally substituted cyclopropyl, optionally substituted cyclobutyl, optionally substituted cyclopentyl, optionally substituted cyclopentenyl, optionally substituted cyclohexyl, optionally substituted cyclohexylene, optionally substituted cycloheptyl, and the like or those which are specifically exemplified herein.

**[0014]** The term "heterocycloalkyl" denotes a mono- or polycyclic alkyl ring, wherein one, two or three of the carbon ring atoms is replaced by a heteroatom such as N, O or S. Examples of heterocycloalkyl groups include, but are not limited to, morpholinyl, thiomorpholinyl, piperazinyl, piperidinyl, pyrrolidinyl, tetrahydropyranyl, tetrahydrofuranyl, 1,3-dioxanyl and the like. The heterocycloalkyl groups may be unsubstituted or substituted and attachment may be through their carbon frame or through their heteroatom(s) where appropriate, with the understanding that said substituents are not, in turn, substituted further unless indicated otherwise in the Examples or claims below.

**[0015]** The term "lower alkyl", alone or in combination with other groups, refers to a branched or straight-chain alkyl radical of one to nine carbon atoms, preferably one to six carbon atoms, more preferably one to four carbon atoms. This term is further exemplified by radicals such as methyl, ethyl, n-propyl, isopropyl, n-butyl, s-butyl, isobutyl, *t*-butyl, n-pentyl, 3-methylbutyl, n-hexyl, 2-ethylbutyl and the like.

**[0016]** The term "aryl" refers to an aromatic mono- or polycarbocyclic radical of 6 to 12 carbon atoms having at least one aromatic ring. Examples of such groups include, but are not limited to, phenyl, naphthyl, 1, 2, 3, 4-tetrahydronaphthalene, 1, 2-dihydronaphthalene, indanyl, 1H-indenyl and the like.

**[0017]** The alkyl, lower alkyl and aryl groups may be substituted or unsubstituted. When substituted, there will generally be, for example, 1 to 4 substituents present, with the understanding that said substituents are not, in turn, substituted further unless indicated otherwise in the Examples or claims below. These substituents may optionally form a ring with the alkyl, lower alkyl or aryl group with which they are connected. Substituents may include, for example: carbon-containing groups such as alkyl, aryl, arylalkyl (e.g. substituted and unsubstituted phenyl, substituted and unsubstituted benzyl); halogen atoms and halogen-containing groups such as haloalkyl (e.g. trifluoromethyl); oxygen-containing groups such as alcohols (e.g. hydroxyl, hydroxyalkyl, aryl(hydroxyl)alkyl), ethers (e.g. alkoxy, aryloxy, alkoxyalkyl, aryloxyalkyl, more preferably, for example, methoxy and ethoxy), aldehydes (e.g. carboxaldehyde), ketones (e.g. alkylcarbonyl, alkylcarbonylalkyl, arylcarbonyl, arylalkylcarbonyl, arylcarbonylalkyl), acids (e.g. carboxy, carboxyalkyl), acid derivatives such as esters (e.g. alkoxycarbonyl, alkoxycarbonylalkyl, alkylcarbonyloxy, alkylcarbonyloxyalkyl), amides (e.g. aminocarbonyl, mono- or dialkylaminocarbonyl, aminocarbonylalkyl, mono- or di-alkylaminocarbonylalkyl, arylaminocarbonyl), carbamates (e.g. alkoxycarbonylamino, aryloxy carbonylamino, aminocarbonyloxy, mono- or di-alkylaminocarbonyloxy, arylaminocarbonyloxy) and ureas (e.g. mono- or di-alkylaminocarbonylamino or arylaminocarbonylamino); nitrogen-containing groups such as amines (e.g. amino, mono- or di-alkylamino, aminoalkyl, mono- or di-alkylaminoalkyl), azides, nitriles (e.g. cyano, cyanoalkyl),

nitro; sulfur-containing groups such as thiols, thioethers, sulfoxides and sulfones (e.g. alkylthio, alkylsulfinyl, alkylsulfonyl, alkylthioalkyl, alkylsulfinylalkyl, alkylsulfonylalkyl, arylthio, arylsulfinyl, arylsulfonyl, arylthioalkyl, arylsulfinylalkyl, arylsulfonylalkyl); and heterocyclic groups containing one or more heteroatoms, (e.g. thienyl, furanyl, pyrrolyl, imidazolyl, pyrazolyl, thiazolyl, isothiazolyl, oxazolyl, oxadiazolyl, thiadiazolyl, aziridinyl, azetidiny, pyrrolidinyl, pyrrolinyl, imidazolidinyl, imidazolinyl, pyrazolidinyl, tetrahydrofuranyl, pyranyl, pyronyl, pyridyl, pyrazinyl, pyridazinyl, piperidyl, hexahydroazepinyl, piperazinyl, morpholinyl, thianaphthyl, benzofuranyl, isobenzofuranyl, indolyl, oxyindolyl, isoindolyl, indazolyl, indolinyl, 7-azaindolyl, benzopyranyl, coumarinyl, isocoumarinyl, quinolinyl, isoquinolinyl, naphthridinyl, cinnolinyl, quinazolinyl, pyridopyridyl, benzoxazinyl, quinoxalinyl, chromenyl, chromanyl, isochromanyl, phthalazinyl and carbolinyl).

**[0018]** The term "heteroaryl," refers to an aromatic mono- or polycyclic radical of 5 to 12 atoms having at least one aromatic ring containing one, two, or three ring heteroatoms selected from N, O, and S, with the remaining ring atoms being C. One or two ring carbon atoms of the heteroaryl group may be replaced with a carbonyl group. Examples of such groups include, but are not limited to, pyrimidinyl, pyridyl, indoyl, quinolinyl, pyridon-2-yl, isoquinolinyl, 5,6,7,8-tetrahydroquinolinyl, thienyl, furanyl, imidazolyl, pyrazolyl, thiazolyl, isothiazolyl, oxazolyl, oxadiazolyl, thiadiazolyl, pyrazolidinyl, pyrazinyl, pyridazinyl, thianaphthyl, benzofuranyl, isobenzofuranyl, oxyindolyl, isoindolyl, indazolyl, indolinyl, 7-azaindolyl, benzopyranyl, coumarinyl, isocoumarinyl, isoquinolinyl, naphthridinyl, cinnolinyl, quinazolinyl, pyridopyridyl, benzoxazinyl, quinoxalinyl, chromenyl, chromanyl, isochromanyl, phthalazinyl and the like.

**[0019]** The heteroaryl group described above may be substituted independently with one, two, or three substituents, with the understanding that said substituents are not, in turn, substituted further unless indicated otherwise in the Examples or claims below. These substituents may optionally form a ring with the heteroaryl group to which they are connected. Substituents may include, for example: carbon-containing groups such as alkyl, aryl, arylalkyl (e.g. substituted and unsubstituted phenyl, substituted and unsubstituted benzyl); halogen atoms and halogen-containing groups such as haloalkyl (e.g. trifluoromethyl); oxygen-containing groups such as alcohols (e.g. hydroxyl, hydroxyalkyl, aryl(hydroxyl)alkyl), ethers (e.g. alkoxy, aryloxy, alkoxyalkyl, aryloxyalkyl), aldehydes (e.g. carboxaldehyde), ketones (e.g. alkylcarbonyl, alkylcarbonylalkyl, arylcarbonyl, arylalkylcarbonyl, arylcarbonylalkyl), acids (e.g. carboxy, carboxyalkyl), acid derivatives such as esters (e.g. alkoxycarbonyl, alkoxycarbonylalkyl, alkylcarbonyloxy, alkylcarbonyloxyalkyl), amides (e.g. aminocarbonyl, mono- or dialkylaminocarbonyl, aminocarbonylalkyl, mono-or di-alkylaminocarbonylalkyl, arylaminocarbonyl), carbamates (e.g. alkoxycarbonylamino, aryloxycarbonylamino, aminocarbonyloxy, mono-or di-alkylaminocarbonyloxy, arylaminocarbonyloxy) and ureas (e.g. mono- or di-alkylaminocarbonylamino or arylaminocarbonylamino); nitrogen-containing groups such as amines (e.g. amino, mono- or di-alkylamino, aminoalkyl, mono- or di-alkylaminoalkyl), azides, nitriles (e.g. cyano, cyanoalkyl), nitro; sulfur-containing groups such as thiols, thioethers, sulfoxides and sulfones (e.g. alkylthio, alkylsulfinyl, alkylsulfonyl, alkylthioalkyl, alkylsulfinylalkyl, alkylsulfonylalkyl, arylthio, arylsulfinyl, arylsulfonyl, arylthioalkyl, arylsulfinylalkyl, arylsulfonylalkyl); and heterocyclic groups containing one or more heteroatoms, (e.g. thienyl,

furanyl, pyrrolyl, imidazolyl, pyrazolyl, thiazolyl, isothiazolyl, oxazolyl, oxadiazolyl, thiadiazolyl, aziridinyl, azetidiny, pyrrolidinyl, pyrrolinyl, imidazolidinyl, imidazolinyl, pyrazolidinyl, tetrahydrofuranyl, pyranyl, pyronyl, pyridyl, pyrazinyl, pyridazinyl, piperidyl, hexahydroazepinyl, piperazinyl, morpholinyl, thianaphthyl, benzofuranyl, isobenzofuranyl, indolyl, oxyindolyl, isoindolyl, indazolyl, indolinyl, 7-azaindolyl, benzopyranyl, coumarinyl, isocoumarinyl, quinolinyl, isoquinolinyl, naphthridinyl, cinnolinyl, quinazolinyl, pyridopyridyl, benzoxazinyl, quinoxalinyl, chromenyl, chromanyl, isochromanyl, phthalazinyl, benzothiazoyl and carbolinyl).

**[0020]** As used herein, the term "alkoxy" means alkyl-O-; and "alkanoyl" means alkyl-CO-. Alkoxy substituent groups or alkoxy-containing substituent groups may be substituted by, for example, one or more alkyl groups, with the understanding that said substituents are not, in turn, substituted further unless indicated otherwise in the Examples or claims below.

**[0021]** As used herein, the term "halogen" means a fluorine, chlorine, bromine or iodine radical, preferably a fluorine, chlorine or bromine radical, and more preferably a fluorine or chlorine radical.

**[0022]** Compounds of formula I can have one or more asymmetric carbon atoms and can exist in the form of optically pure enantiomers, mixtures of enantiomers such as, for example, racemates, optically pure diastereoisomers, mixtures of diastereoisomers, diastereoisomeric racemates or mixtures of diastereoisomeric racemates. The optically active forms can be obtained for example by resolution of the racemates, by asymmetric synthesis or asymmetric chromatography (chromatography with a chiral adsorbents or eluant). The invention embraces all of these forms.

**[0023]** As used herein, the term "pharmaceutically acceptable salt" means any pharmaceutically acceptable salt of the compound of formula I. Salts may be prepared from pharmaceutically acceptable non-toxic acids and bases including inorganic and organic acids and bases. Such acids include, for example, acetic, benzenesulfonic, benzoic, camphorsulfonic, citric, ethenesulfonic, dichloroacetic, formic, fumaric, gluconic, glutamic, hippuric, hydrobromic, hydrochloric, isethionic, lactic, maleic, malic, mandelic, methanesulfonic, mucic, nitric, oxalic, pamoic, pantothenic, phosphoric, succinic, sulfuric, tartaric, oxalic, *p*-toluenesulfonic and the like. Particularly preferred are fumaric, hydrochloric, hydrobromic, phosphoric, succinic, sulfuric and methanesulfonic acids. Acceptable base salts include alkali metal (e.g. sodium, potassium), alkaline earth metal (e.g. calcium, magnesium) and aluminum salts.

**[0024]** In the practice of the method of the present invention, an effective amount of any one of the compounds of this invention or a combination of any of the compounds of this invention or a pharmaceutically acceptable salt thereof, is administered via any of the usual and acceptable methods known in the art, either singly or in combination. The compounds or compositions can thus be administered orally (e.g., buccal cavity), sublingually, parenterally (e.g., intramuscularly, intravenously, or subcutaneously), rectally (e.g., by suppositories or washings), transdermally (e.g., skin electroporation) or by inhalation (e.g., by aerosol), and in the form or

solid, liquid or gaseous dosages, including tablets and suspensions. The administration can be conducted in a single unit dosage form with continuous therapy or in a single dose therapy ad libitum. The therapeutic composition can also be in the form of an oil emulsion or dispersion in conjunction with a lipophilic salt such as pamoic acid, or in the form of a biodegradable sustained-release composition for subcutaneous or intramuscular administration.

**[0025]** Useful pharmaceutical carriers for the preparation of the compositions hereof, can be solids, liquids or gases. Thus, the compositions can take the form of tablets, pills, capsules, suppositories, powders, enterically coated or other protected formulations (e.g. binding on ionexchange resins or packaging in lipid-protein vesicles), sustained release formulations, solutions, suspensions, elixirs, aerosols, and the like. The carrier can be selected from the various oils including those of petroleum, animal, vegetable or synthetic origin, e.g., peanut oil, soybean oil, mineral oil, sesame oil, and the like. Water, saline, aqueous dextrose, and glycols are preferred liquid carriers, particularly (when isotonic with the blood) for injectable solutions. For example, formulations for intravenous administration comprise sterile aqueous solutions or of the active ingredients) which are prepared by dissolving solid active ingredients) in water to produce an aqueous solution, and rendering the solution sterile. Suitable pharmaceutical excipients include starch, cellulose, talc, glucose, lactose, talc, gelatin, malt, rice, flour, chalk, silica, magnesium stearate, sodium stearate, glycerol monostearate, sodium chloride, dried skim milk, glycerol, propylene glycol, water, ethanol, and the like. The compositions may be subjected to conventional pharmaceutical additives such as preservatives, stabilizing agents, wetting or emulsifying agents, salts for adjusting osmotic pressure, buffers and the like. Suitable pharmaceutical carriers and their formulation are described in **Remington's Pharmaceutical Sciences** by E. W. Martin. Such compositions will, in any event, contain an effective amount of the active compound together with a suitable carrier so as to prepare the proper dosage form for proper administration to the recipient

**[0026]** The dose of a compound of the present invention depends on a number of factors, such as, for example, the manner of administration, the age and the body weight of the subject, and the condition of the subject to be treated, and ultimately will be decided by the attending physician or veterinarian. Such an amount of the active compound as determined by the attending physician or veterinarian is referred to herein, and in the claims, as a "therapeutically effective amount". For example, the dose of a compound of the present invention is typically in the range of about 1 mg to about 1000 mg per day. Preferably, the therapeutically effective amount is in an amount of from about 1 mg to about 500 mg per day.

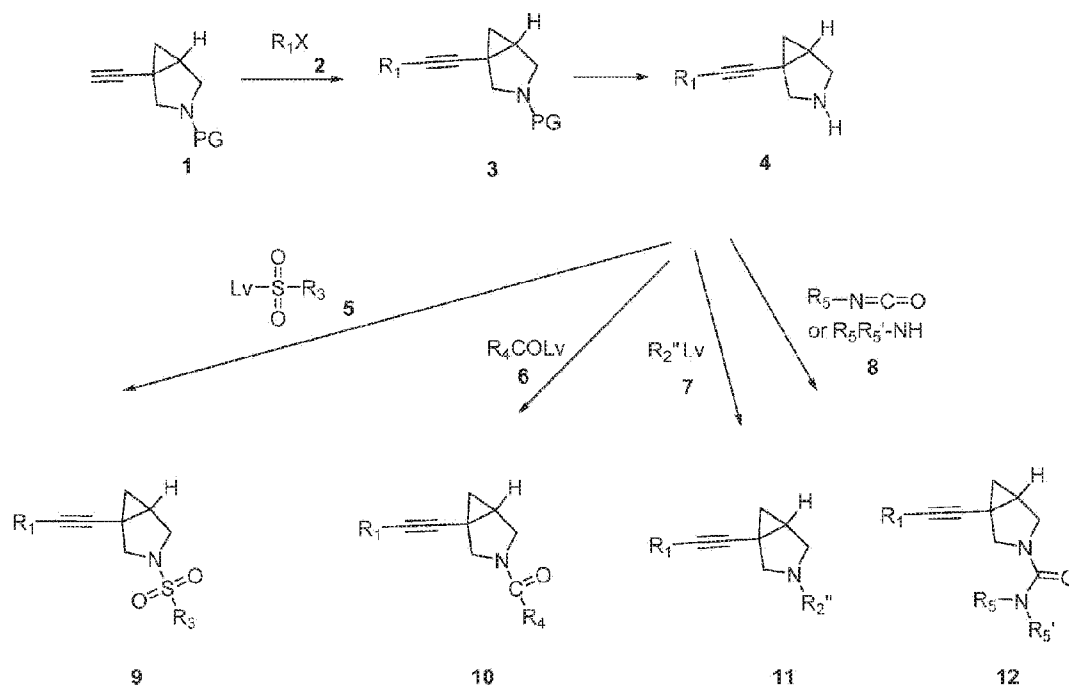
**[0027]** It will be appreciated, that the compounds of general formula I in this invention may be derivatized at functional groups to provide derivatives which are capable of conversion back to the parent compound *in vivo*. Physiologically acceptable and metabolically labile derivatives, which are capable of producing the parent compounds of general formula I *in vivo* are also within the scope of this invention.

**[0028]** Compounds of the present invention can be prepared beginning with commercially available starting materials and utilizing general synthetic techniques and procedures known to

those skilled in the art. Chemicals may be purchased from companies such as for example Aldrich, Argonaut Technologies, VWR and Lancaster.

**[0029]** The compounds of formula I can be prepared by the following General Reaction Scheme:

Scheme 1



In Scheme 1 compound of formula 1, in which PG is a protecting group, for example a 1,1-dimethylethoxycarbonyl (Boc) group, is known as a common intermediate, and the preparation of compound 1 would be described in Scheme 3.

**[0030]** Reaction of compounds 1 and 2 to form the alkyne 3 can be achieved by Sonogashira coupling of the alkyne 1 and halohydrocarbon 2 in a suitable inert solvent, for example THF, by adding  $Pd(PPh_3)_2Cl_2$ ,  $Et_3N$  and  $CuI$ , then the reaction mixture microwaved at a medium temperature, for example  $90^\circ C$ , after reaction is complete and the newly formed compound 3 can be isolated using conventional technics, for example by quenching the reaction with an aqueous solution followed by extraction of the products into an organic solvent, washing with brine, drying and chromatography over silica gel, if necessary (Sonogashira, K. (2002), "Development of Pd-Cu catalyzed cross-coupling of terminal acetylenes with  $sp^2$ -carbon halides", J. Organomet. Chem. 653: 46-49; King, A. O.; Yasuda, N. (2004), "Palladium-Catalyzed Cross-Coupling Reactions in the Synthesis of Pharmaceuticals Organometallics in Process Chemistry", Top. Organomet. Chem. 6: 205-245).

**[0031]** Conditions for the removal of the protecting group in 3 to give a compound of structure 4, will depend on the particular choice of protecting group employed. Skilled organic chemists will be familiar with the various potential protecting and the procedures for their removal. In this regard, reference to a compendium of protecting groups such as Wuts, P.G. and Greene, T. W., Greene's Protective Groups in Organic Synthesis, 4th ed., cited above may be useful. In one

convenient implementation, a Boc ((1,1-dimethylethoxy)carbonyl) group may be used. In this case, its removal to give a compound of structure **4** may be readily achieved by treatment with an acid, for example trifluoroacetic acid (TFA) in a suitable solvent, for example dichloromethane followed by a conventional workup.

**[0032]** Further transformation of compounds of structure **4** to compounds of the invention will depend on the particular target compound desired. In the case that introduction of a sulfonyl group is desired to give a compound of structure **8**, a compound of structure **4** may be treated with an activated sulfonyl derivative **5** in which Lv is a leaving group, for example a chloride. Such transformations are generally carried out in the presence of an organic or inorganic base, for example trimethylamine (TEA) in a suitable solvent such as dichloromethane. Skilled organic chemists will be familiar with the general reaction scope and be able to choose appropriate conditions for the target compound of interest.

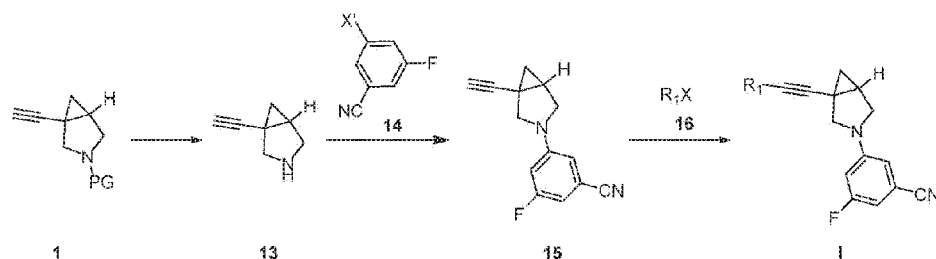
**[0033]** In the event that an amide or carbamate of structure **9** is desired ( $R_4$  = aryl, heteroaryl, alkyl, alkoxy, or arylalkoxy), a compound of structure **4** may be treated with an activated ester derivative **6** in which Lv is a suitable leaving group for acylation reactions, for example a halogen atom such as a chloride. Such reactions may be carried out under a wide variety of conditions well known to skilled organic chemists. In one set of conditions, an acyl chloride **6**, in which Lv is chloride can be allowed to react with the amine **4** in an inert solvent such as dichloromethane at a suitable temperature, for example room temperature in the presence of base, for example TEA followed by a conventional workup involving quenching with an aqueous solution, extraction of the product into an organic solvent, drying, evaporation and optionally, chromatographic purification of the residue.

**[0034]** In case the desired compound is an N-aryl or N-heteroaryl derivative of structure **11**, a compound of structure **4** may be reacted with a compound of structure **7** in which Lv represents a leaving group suitable for participation in a Buchwald reaction or Chan-Lam coupling reaction and  $R_2$  represents a  $R_2$  of the invention or incorporates functionality that can be transformed into a  $R_2$  of the invention through manipulation of substituents and protecting groups after the coupling reaction. Typical groups include iodide, bromide and chloride. Reactions typically are run in the presence of a base, which can either be a strong base such as LiHMDS or a weaker base such as  $Cs_2CO_3$  in the presence of a palladium catalyst and suitable ligand. The selection of the base, solvent and ligand for a particular desired transformation may be guided by literature precedent (Surry, D. S. and Buchwald, S. L, Chem. Sci. 2011, 2: 27-50; D. M T. Chan, K. L. Monaco, R-P. Wang, M. P. Winteres, Tetrahedron Lett. 1998, 39: 2933-2936). For aryl and heteroaryl moieties with highly reactive leaving groups, for example 2-fluoropyridine, a direct reaction between that compound and compound **4** in the presence of a suitable base, for example potassium carbonate at an elevated temperature, for example 90-130°C can affect their transformation to a compound of structure **11**.

**[0035]** In case the desired compound is the urea derivative of structure of **12** ( $R_5$  = aryl, heteroaryl,  $C_1$ - $C_4$ -alkyl, trifluoromethylalkyl,  $R_5'$  = hydrogen,  $C_1$ - $C_4$ -alkyl, wherein  $R_5$ ,  $R_5'$  and

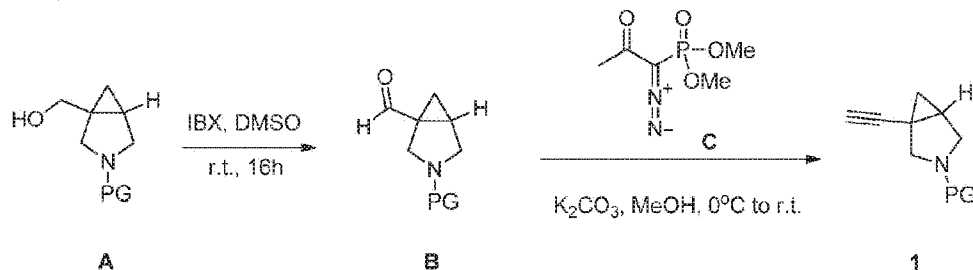
the nitrogen atom to which they are attached may be combined to form an azacycloalkane), compound of structure 4 may be treated with isocyanate in the presence of base, for example TEA, or treated with amine in the presence of CDI, to get the desired compound of structure of 12 (Johnson Douglas S., Ahn Kay, Kesten Suzanne, et al. Bioorganic & medicinal chemistry letters 2009, 19(10):2865-2869; Satoshi Sasaki, Nobuo Cho, Yoshi Nara, et al. J. Med. Chem. 2003,46 (1): 113-124).

Scheme 2



**[0036]** The method for preparation of compounds of formula I (for  $R_2=3\text{-cyano-5-fluorophenyl}$ ) is shown in Scheme 2. Compounds 1 as described in Scheme 1 by deprotecting to give alkyne 13, may then undergo a Buchwald coupling reaction with compound 14 in which  $X'$  is halogen, like iodide, bromide and chloride to give compound 15. Compound 15 and 16 undergo a Sonogashira coupling reaction (Sonogashira, K., "Development of Pd-Cu catalyzed cross-coupling of terminal acetylenes with  $sp^2$ -carbon halides", J. Organomet. Chem. 2002, 653: 46-49) to give the compounds of formula I (for  $R_2=3\text{-cyano-5-fluorophenyl}$ ).

Scheme 3



**[0037]** The procedure for preparation of compound 1 is shown in Scheme 3. Compound A is commercially available from Wuxi AppTech, treatment of A with an appropriate oxidant, like IBX in an inert solvent DMSO for example to give aldehyde B (Frigerio, M.; Santadostino, M.; Sputore, S.; Palmisano, G. J. Org. Chem. 1995, 60, 7272). Reacting B with Bestmann-Ohira Reagent Dimethyl (1-diazo-2-oxopropyl)-phosphonate through Seyferth-Gilbert homologation in the presence of base like potassium carbonate in a solvent such as methanol yields the desired compounds of formula 1 (S. Müller, B. Liepold, G. J. Roth, H. J. Bestmann, Synlett, 1996, 521-522; Ohira, S. Synthetic Commun. 1989, 19: 561-564).

**[0038]** The invention will now be further described in the Examples below.

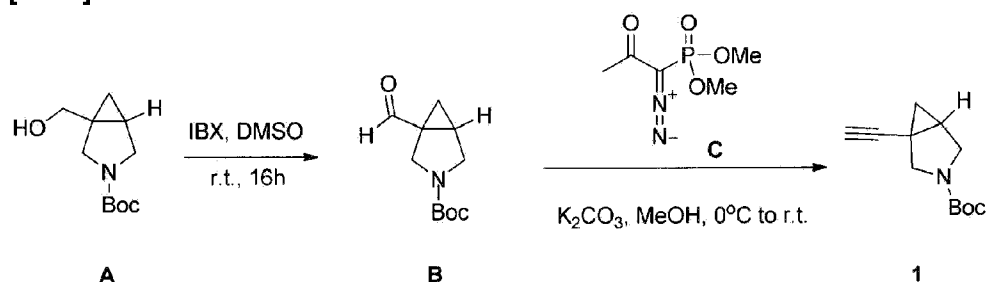
## EXAMPLES



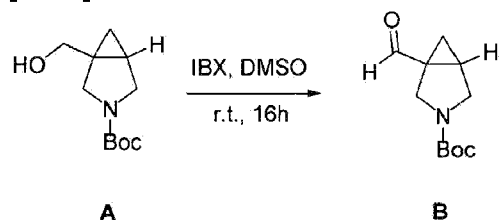
## Example 1

**Preparation of tert-butyl 1-ethynyl-3-azabicyclo[3.1.0]hexane-3-carboxylate :**

[0039]

**Experimental section:****Procedure for preparation of B:**

[0040]

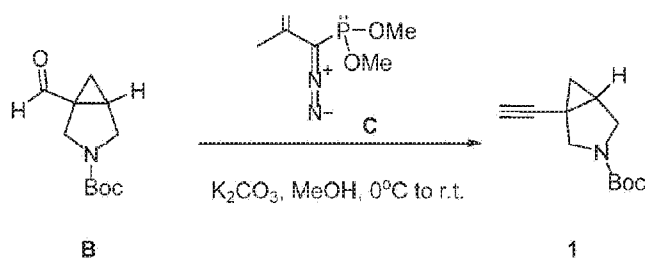


**[0041]** To a solution of compound **A** (3.50g, 16.4mmol) in DMSO (30mL) was added IBX (6.89g, 24.6mmol). The mixture was stirred at rt. for 16 hrs. TLC indicated compound **A** was consumed completely. The white suspension was diluted with EA (50mL), filtered by celite pad. The filter was washed with saturated  $NaHCO_3$  (50mL), then saturated  $Na_2SO_3$  (50mL) (KI paper test, negative), brine (50mL), dried over anhydrous  $Na_2SO_4$ , filtered and concentrated. The crude product **B** (2.95g, yield: 85%) was used for the next step without further purification.

**Procedure for preparation of 1:**

[0042]



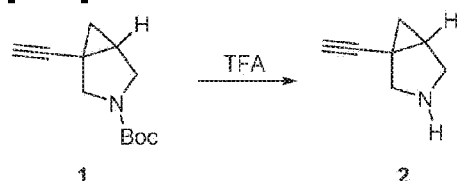


**[0043]** To a solution of compound **B** (2.95g, 13.9mmol) in MeOH (30mL) was added  $\text{K}_2\text{CO}_3$  (5.79g, 41.8mmol), and then **C** (4.83g, 25.1mmol) was added at  $0^\circ\text{C}$ . The mixture was stirred at rt. for 16 hrs. TLC indicated compound **B** was consumed completely and one new spot formed. The reaction mixture was diluted with DCM (50mL) and  $\text{H}_2\text{O}$  (40mL). The combined organic layers were washed with brine (60mL), dried over anhydrous  $\text{Na}_2\text{SO}_4$ , filtered and concentrated under reduced pressure to give a residue. The residue was purified by column chromatography to give product **1** (2.70g, yield: 93%).

### Example 2

#### *Procedure for preparation of 1-ethynyl-3-azabicyclo[3.1.0]hexane:*

**[0044]**




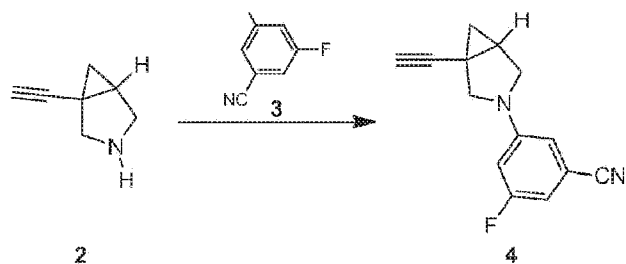
**[0045]** To a solution of **1** (2.0g, 9.65mmol) in DCM (20mL) was added TFA (10mL). The mixture was stirred at rt. for 1hr., LCMS showed that **1** was consumed completely. The reaction mixture was concentrated under reduced pressure. The residue was dissolved in MeOH, then neutralized pH to 8-9 by basic resin, filtered and concentrated under reduced pressure to give the crude product **2** (1.0g, crude), which was used for the next step without purification.

### Example 3

#### *Preparation of 3-(1-ethynyl-3-azabicyclo[3.1.0]hexan-3-yl)-5-fluorobenzonitrile:*

**[0046]**





### Experimental section:

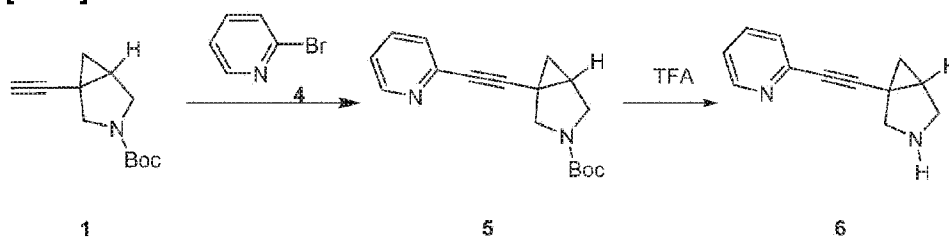
#### Procedure for preparation of 4:

[0047] To a solution of **2** (1.0g, 9.33mmol) and **3** (1.5g, 11.2mmol) in DMF (10mL) was added  $K_2CO_3$  (2.5g, 18.6mmol). The mixture was stirred at 110°C for 16hrs. The reaction mixture was concentrated under reduced pressure. The residue was diluted with water (20mL) and extracted with EA (30mL x 3), filtered and concentrated under reduced pressure to give a residue, which was purified by prep-HPLC to give product **4** (450mg, yield: 21%).

#### Example 4

#### Preparation of 1-(pyridin-2-ylethynyl)-3-azabicyclo[3.1.0]hexane:

[0048]

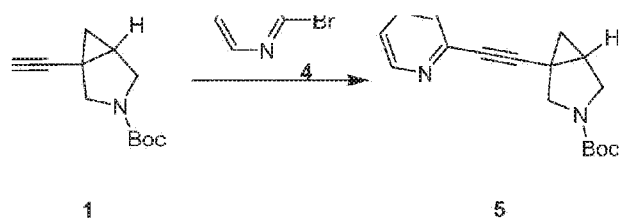


### Experimental section:

#### Procedure for preparation of 5:

[0049]



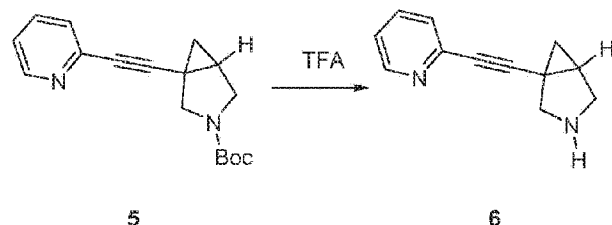


**[0050]** A mixture of 1 (640.00mg, 3.09mmol), 4 (732.33mg, 4.64mmol), Pd(PPh<sub>3</sub>)<sub>2</sub>Cl<sub>2</sub> (216.89mg, 309.00μmol), Et<sub>3</sub>N (625.35mg, 6.18mmol) and CuI (58.85mg, 309.00μmol) were taken up into a microwave tube in THF (20mL). The sealed tube was degassed with N<sub>2</sub> twice and then heated at 90°C for 1hr under microwave. TLC showed the starting material was consumed. After cooling to rt., EA (20mL) and water (20mL) were added. The aqueous layer was extracted with EA (20mL x 2). The combined organic layers were washed with brine (30mL), dried over anhydrous Na<sub>2</sub>SO<sub>4</sub>, concentrated in vacuo to give the crude product, which was purified by chromatograph column to give product 5 (800.00mg, yield: 91.05%).

**[0051] LCMS:** *m/z*, 285 (M+H)<sup>+</sup>.

**Procedure for preparation of 6:**

**[0052]**

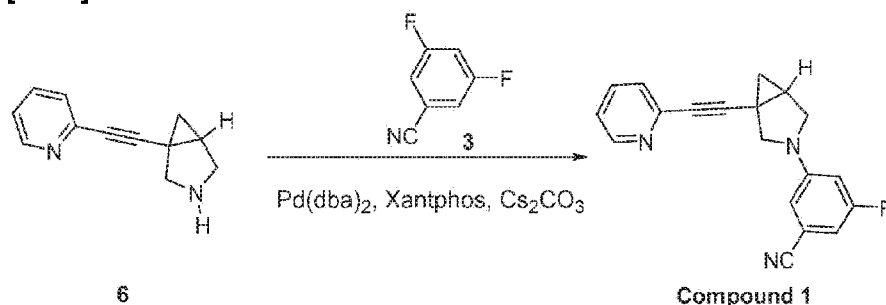


**[0053]** To a mixture of 5 (700.00mg, 2.46mmol) in DCM (20mL) was added TFA (4mL) in one portion at rt., the mixture was stirred at rt. for 1hr. LCMS showed the reaction was completed. The mixture was concentrated in reduced pressure at 50°C. The residue was poured into saturated NaHCO<sub>3</sub> solution (50mL) and stirred for 10 min. The aqueous phase was extracted with EA (30mL x 3). The combined organic phase was washed with saturated brine (30mL x 1), dried over anhydrous Na<sub>2</sub>SO<sub>4</sub>, filtered and concentrated in vacuo to afford product 6 (400.00mg, yield: 88.26%).

**Example Compound 1**

**Preparation of 3-fluoro-5-(1-(pyridin-2-ylethynyl)-3-azabicyclo[3.1.0]hexan-3-yl) benzonitrile:**

[0054]

**Experimental section:****Procedure for preparation of Compound 1:**

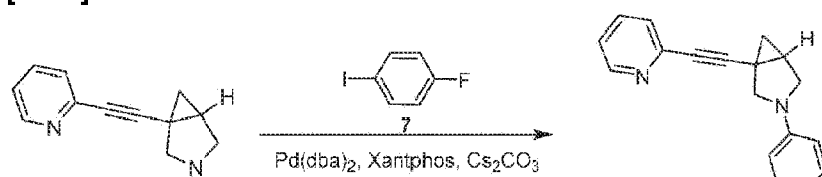
[0055] A mixture of **6** (400.00mg, 2.17mmol) and **3** (868.04mg, 4.34mmol) in toluene (20mL) was added Pd(dba)<sub>2</sub> (124.84mg, 217.00μmol), Cs<sub>2</sub>CO<sub>3</sub> (1.41g, 4.34mmol) and Xantphos (125.62mg, 217.00μmol) in one portion at rt. under N<sub>2</sub> atmosphere. The mixture was then heated at 110°C and stirred for 18hrs. LCMS showed the reaction was completed. The mixture was cooled to rt. and filtered. The filtrate was concentrated in reduced pressure at 60°C. The residue was purified by prep-HPLC to afford **Compound 1** (292.00mg, yield: 44.06%).

[0056] LCMS: *m/z*, 304 (M+H)<sup>+</sup>;

<sup>1</sup>H NMR (400 MHz, CDC13): δ 8.54 (d, *J* = 4.65Hz, 1H), 7.63 (td, *J* = 7.76, 1.59Hz, 1H), 7.38 (d, *J* = 7.83Hz, 1H), 7.21 (dd, *J* = 7.09, 5.38Hz, 1H), 6.66 (d, *J* = 7.58Hz, 1H), 6.54 (s, 1H), 6.38-6.45 (m, 1H), 3.72 (d, *J* = 9.05Hz, 1H), 3.41-3.54 (m, 3H), 2.19 (dt, *J* = 8.31, 4.40Hz, 1H), 1.43 (dd, *J* = 8.07, 4.89Hz, 1H), 0.98 (t, *J* = 5.01Hz, 1H).

**Example Compound 2****Preparation of 3-(4-fluorophenyl)-1-(pyridin-2-ylethynyl)-3-azabicyclo [3.1.0]hexane:**

[0057]





### Experimental section:

#### Procedure for preparation of Compound 2:

**[0058]** To a mixture of 6 (100.00mg, 542.77 $\mu$ mol) and 7 (361.49mg, 1.63mmol) in toluene (5.00mL) was added Pd(dba)<sub>2</sub> (31.21mg, 54.28 $\mu$ mol), Cs<sub>2</sub>CO<sub>3</sub> (353.69mg, 1.09mmol) and Xantphos (31.41mg, 54.28 $\mu$ mol) in one portion at rt. under N<sub>2</sub> atmosphere. The mixture was then heated to 110°C and stirred for 18hrs. LCMS showed the reaction was completed. The mixture was cooled to rt. and filtered. The filtrate was concentrated in reduced pressure at 60°C. The residue was purified by prep-HPLC to afford the desired product **Compound 2** (15.00mg, yield: 9.72%).

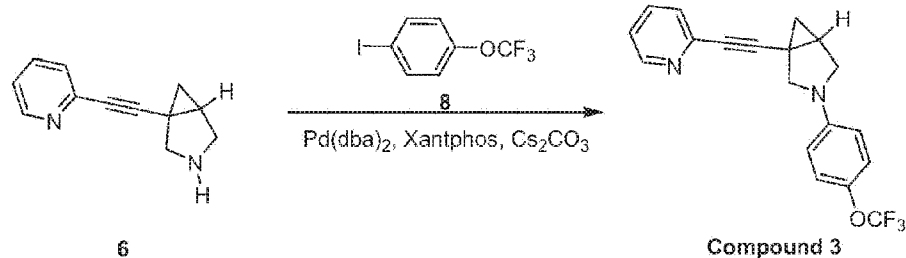
**[0059] LCMS:** *m/z*, 279 (M+H)<sup>+</sup>;

**<sup>1</sup>HNMR** (400 MHz, CDCl<sub>3</sub>) :  $\delta$  8.48 (d, *J* = 4.85Hz, 1H), 7.56 (td, *J* = 7.72, 1.76Hz, 1H), 7.32 (d, *J* = 7.94Hz, 1H), 7.09-7.17 (m, 1H), 6.86 (t, *J* = 8.71Hz, 2H), 6.37-6.47 (m, 2H), 3.69 (d, *J* = 8.60Hz, 1H), 3.48 (d, *J* = 8.82Hz, 1H), 3.19-3.35 (m, 2H), 2.07 (dt, *J* = 8.21, 4.38Hz, 1H), 1.27 (dd, *J* = 8.05, 4.52Hz, 1H), 1.05 (t, *J* = 4.63Hz, 1H).

#### Example Compound 3

**Preparation of -1-(pyridin-2-ylethynyl)-3-(4-(trifluoromethoxy)phenyl)-3-azabicyclo[3.1.0] hexane:**

**[0060]**



### Experimental section:

**Procedure for preparation of Compound 3:**

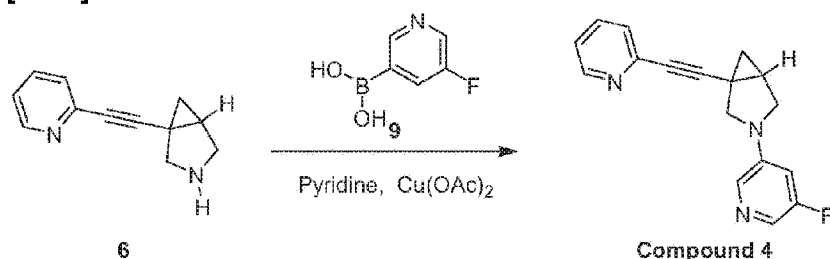
[0061] To a mixture of **6** (100.00mg, 542.77 $\mu$ mol) and **8** (299.73mg, 1.09mmol) in toluene (5.00mL) was added Pd(dba)<sub>2</sub> (31.21mg, 54.28 $\mu$ mol), Cs<sub>2</sub>CO<sub>3</sub> (353.69mg, 1.09mmol) and Xantphos (31.41mg, 54.28 $\mu$ mol) in one portion at rt. under N<sub>2</sub> atmosphere. The mixture was then heated to 110°C and stirred for 18 hours. LCMS showed the reaction was completed. The mixture was cooled to rt. and filtered. The filtrate was concentrated in reduced pressure at 60°C. The residue was purified by prep-HPLC to afford the desired product **Compound 3** (8.00 mg, yield: 4.36%).

[0062] LCMS: *m/z*, 345 (M+H)<sup>+</sup>;

<sup>1</sup>HNMR (400 MHz, CDCl<sub>3</sub>):  $\delta$  8.54 (d, *J* = 4.85Hz, 1H), 7.63 (td, *J* = 7.72, 1.76Hz, 1H), 7.39 (d, *J* = 7.72Hz, 1H), 7.20 (dd, *J* = 7.06, 5.51Hz, 1H), 7.07 (d, *J* = 8.60Hz, 2H), 6.51 (d, *J* = 9.26Hz, 2H), 3.76 (d, *J* = 8.82Hz, 1H), 3.55 (d, *J* = 9.04Hz, 1H), 3.32-3.46 (m, 2H), 2.10-2.19 (m, 1H), 1.36 (dd, *J* = 8.05, 4.52Hz, 1H), 1.05 (t, *J* = 4.63Hz, 1H).

**Example Compound 4****Preparation of 3-(5-fluoropyridin-3-yl)-1-(pyridin-2-ylethynyl)-3-azabicyclo [3.1.0] hexane:**

[0063]

**Experimental section:****Procedure for preparation of Compound 4:**

[0064] To a mixture of **6** (100.00mg, 542.77 $\mu$ mol) and **9** (152.96mg, 1.09mmol) in DCM (20mL), was added Cu(OAc)<sub>2</sub> (197.17mg, 1.09mmol) and Pyridine (128.80mg, 1.63mmol) in

one portion at rt. in the open air. The mixture was stirred at rt. for 15hrs. TLC showed the reaction was completed. The mixture was concentrated in reduced pressure. The residue was purified by prep-TLC followed by prep-HPLC purification to afford the desired product **Compound 4** (30.00mg, yield: 19.64%).

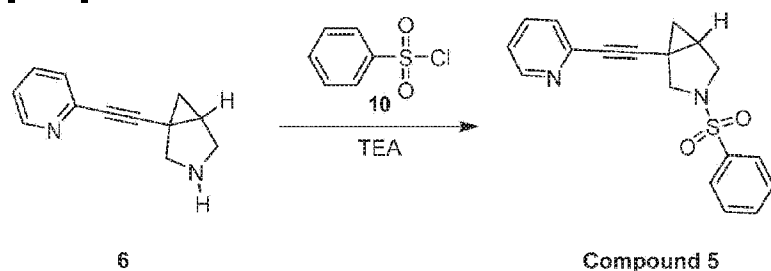
[0065] LCMS:  $m/z$ , 280.0 (M+H)<sup>+</sup>;

<sup>1</sup>HNMR (400 MHz, CDCl<sub>3</sub>):  $\delta$  8.55-8.54 (m, 1H), 7.84 (s, 1H), 7.79 (s, 1H), 7.64-7.61 (m, 1H), 7.40-7.38 (m, 1H), 7.23-7.21 (m, 1H), 6.54-6.51 (m, 1H), 3.78-3.76 (m, 1H), 3.57-3.55 (m, 1H), 3.48-3.45 (m, 2H), 2.20-2.18 (m, 1H), 1.44-1.40 (m, 1H), 1.04-1.01 (m, 1H).

### Example Compound 5

#### *Preparation of 3-(phenylsulfonyl)-1-(pyridin-2-ylethynyl)-3-azabicyclo [3.1.0] hexane:*

[0066]



#### *Experimental section:*

##### *Procedure for preparation of Compound 5:*

[0067] To a mixture of **6** (150.00mg, 814.16 $\mu$ mol) and TEA (247.15mg, 2.44 mol) in DCM (15mL), was added **10** (287.59mg, 1.63mmol) dropwise at rt.. The mixture was stirred at rt. for 3hr. LCMS showed the reaction was completed. The mixture was quenched with water (10mL), the aqueous phase was extracted with DCM (20mL x 2). The combined organic phase was washed with saturated brine (5mL), dried over anhydrous Na<sub>2</sub>SO<sub>4</sub>, filtered and concentrated in vacuo. The residue was purified by prep-HPLC to afford product **Compound 5** (100.00mg, yield: 33.51%).

[0068] LCMS:  $m/z$ , 325.0 (M+H)<sup>+</sup>;

<sup>1</sup>HNMR (400 MHz, CDCl<sub>3</sub>):  $\delta$  8.51-8.49 (m, 1H), 7.80-7.79 (m, 2H), 7.63-7.54 (m, 4H), 7.33-

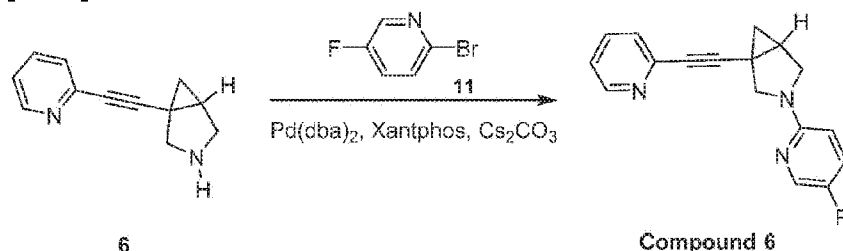


7.31 (m, 1H), 7.20-7.18 (m, 1H), 3.76-3.74 (m, 1H), 3.60-3.58 (m, 1H), 3.18-3.12 (m, 2H), 1.90-1.88 (m, 1H), 1.23-1.20 (m, 1H), 1.14-1.11 (m, 1H).

### Example Compound 6

**Preparation of 3-(5-fluoropyridin-2-yl)-1-(pyridin-2-yl)ethynyl-3-azabicyclo [3.1.0] hexane:**

[0069]



### Experimental section:

#### Procedure for preparation of Compound 6:

[0070] A mixture of 6 (100.00mg, 542.77μmol), 11 (191.04mg, 1.09mmol), Xantphos (31.41mg, 54.28μmol), Cs<sub>2</sub>CO<sub>3</sub> (530.54mg, 1.63mmol) and Pd(dba)<sub>2</sub> (31.21mg, 54.28μmol) were taken up into a microwave tube in toluene (8mL). The sealed tube was heated at 130°C for 1hr under microwave. TLC showed the starting material was consumed completely, after cooling to rt., the reaction mixture was concentrated in reduced pressure. The residue was purified by prep-TLC followed by prep-HPLC purification to afford **Compound 6** (17.00mg, yield: 5.10%).

[0071] LCMS: *m/z*, 280.0 (M+H)<sup>+</sup>;

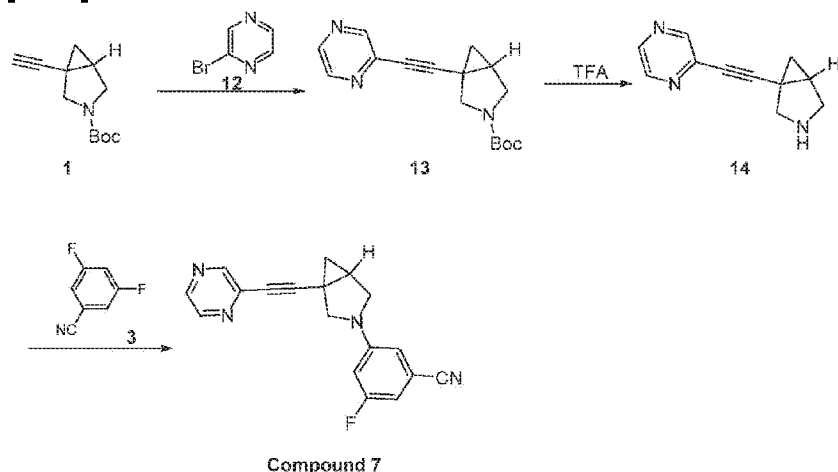
<sup>1</sup>HNMR (400 MHz, CDCl<sub>3</sub>): δ 8.54-8.53 (m, 1H), 8.01-7.99 (m, 1H), 7.64-7.62 (m, 1H), 7.39-7.37 (m, 1H), 7.23-7.20 (m, 2H), 6.31-6.28 (m, 1H), 3.92-3.89 (m, 1H), 3.75-3.72 (m, 1H), 3.57-3.50 (m, 2H), 2.16-2.12 (m, 1H), 1.39-1.36 (m, 1H), 1.02-1.00 (m, 1H).

### Example Compound 7

**Preparation of 3-fluoro-5-(1-(pyrazin-2-yl)ethynyl)-3-azabicyclo [3.1.0]hexan-3-yl)**

**benzonitrile:**

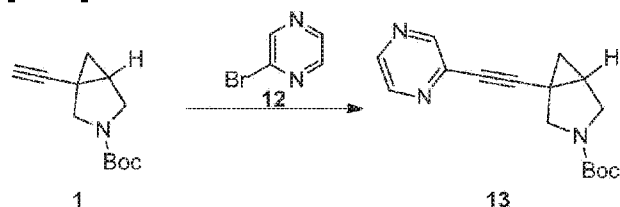
**[0072]**



**Experimental section:**

**Procedure for preparation of 13:**

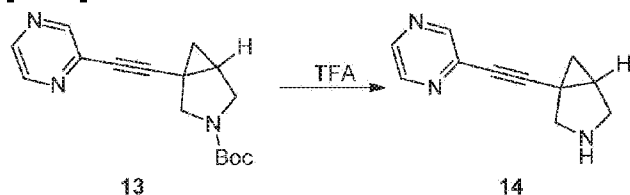
**[0073]**



**[0074]** To a solution of **1** (300.00mg, 1.45mmol) and **12** (345.16mg, 2.17mmol) in THF (5mL),  $\text{Pd}(\text{PPh}_3)_2\text{Cl}_2$  (50.80mg, 72.37 $\mu\text{mol}$ ), TEA (439.38mg, 4.34mmol) and CuI (27.57mg, 144.74 $\mu\text{mol}$ ) were added, the reaction mixture was taken up into a microwave tube. The sealed tube was heated at 90°C for 1hr under microwave. TLC showed the starting material was consumed completely, the reaction mixture was diluted with EA (10mL), washed with brine (5mL), dried over anhydrous  $\text{Na}_2\text{SO}_4$ , concentrated in vacuo to give the crude product which was purified by prep-HPLC to afford product **13** (300.00mg, yield: 72.41%).

**Procedure for preparation of 14:**

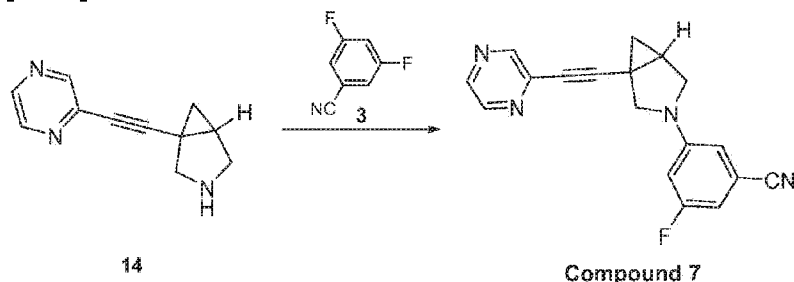
[0075]



[0076] Compound 13 (300.00mg, 1.05mmol) was dissolved in TFA (1mL) and DCM (5mL), the solution was stirred at rt. for 3hr, TLC showed the reaction was completed. The reaction mixture was concentrated to dryness and the residue was basified by adding 15% aq. NaOH (10mL), extracted with EA (10mL x 3). The combined organic phase was washed with water (10mL), brine (10mL), dried over anhydrous Na<sub>2</sub>SO<sub>4</sub>, and concentrated to dryness to afford product 14 (160.00mg, crude), which was used for the next step directly.

**Procedure for preparation of Compound 7:**

[0077]



[0078] A mixture of **3** (160.00mg, 863.84μmol), **14** (320.06mg, 1.30mmol), Pd(dba)<sub>2</sub> (49.67mg, 86.38μmol), Cs<sub>2</sub>CO<sub>3</sub> (844.37mg, 2.59mmol) and Xantphos (41.18mg, 86.38μmol) were taken up into a microwave tube in toluene (4mL). The sealed tube was heated at 120°C for 1hr under microwave. TLC showed the starting material was consumed completely. After cooling to rt., EA (10mL) and water (10mL) were added. The aqueous layer was extracted with EA (5mL x 3). The combined organic layers were washed with brine (5mL), dried over anhydrous Na<sub>2</sub>SO<sub>4</sub>, concentrated in vacuo to give the crude product which was purified by prep-HPLC to afford product **Compound 7** (85.00mg, yield: 32.33%).

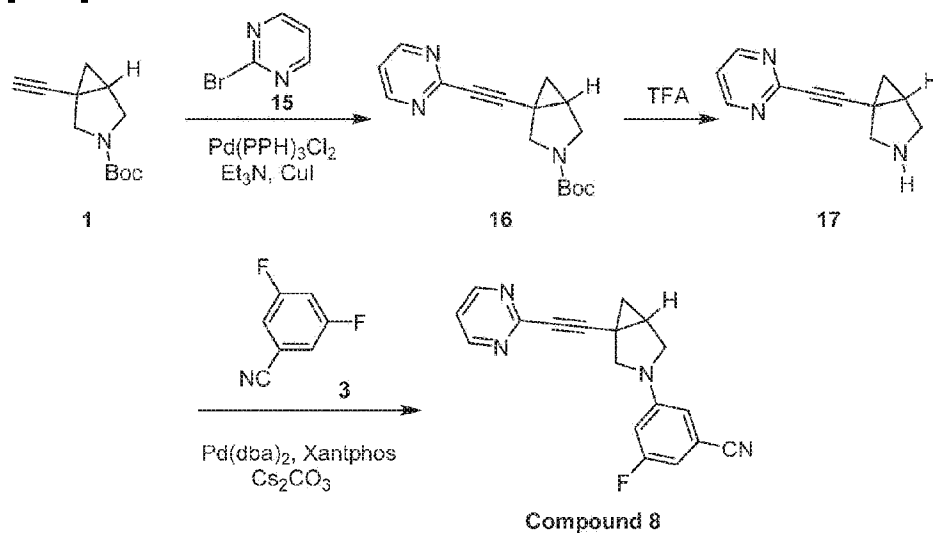
[0079] LCMS: *m/z*, 305.1 (M+H)<sup>+</sup>;

<sup>1</sup>HNMR (400 MHz, CDCl<sub>3</sub>): δ 1.06 (t, *J* = 5.2Hz, 1H), 1.48 (dd, *J* = 5.2, 8.0Hz, 1H), 2.25 (t, *J* = 4.0Hz, 1H), 3.48-3.53 (m, 3H), 3.76 (d, *J* = 9.2Hz, 1H), 6.44 (d, *J* = 11.8Hz, 1H), 6.57 (s, 1H), 6.69 (d, *J* = 7.6Hz, 1H), 8.47 (d, *J* = 2.8Hz, 1H), 8.52 (s, 1H), 8.64 (s, 1H).

**Example Compound 8**

**Preparation of 3-fluoro-5-(1-(pyrimidin-2-ylethynyl)-3-azabicyclo [3.1.0]hexan-3-yl) benzonitrile:**

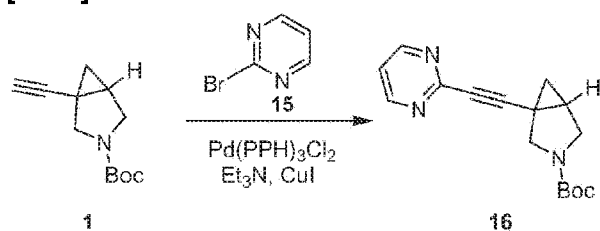
[0080]



**Experimental section:**

**Procedure for preparation of 16:**

[0081]

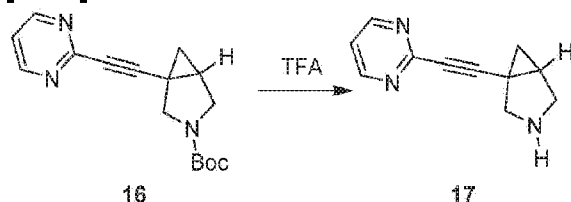


[0082] A mixture of **1** (300.00mg, 1.45mmol), **15** (460.21mg, 2.89mmol), CuI (27.57mg, 144.74μmol), TEA (439.38mg, 4.34mmol) and Pd(PPh<sub>3</sub>)<sub>2</sub>Cl<sub>2</sub> (50.80mg, 72.37μmol,) were taken up into a microwave tube in THF (10mL). The sealed tube was heated at 90°C for 1 hr under microwave. LCMS showed the starting material was consumed completely. After cooling to rt., the reaction mixture was concentrated under reduced pressure. The residue was purified by silica gel chromatography to afford product **16** (300.00mg, yield: 61.89%).

[0083] LCMS:  $m/z$ , 230.2 (M+H)<sup>+</sup>.

**Procedure for preparation of 17:**

[0084]

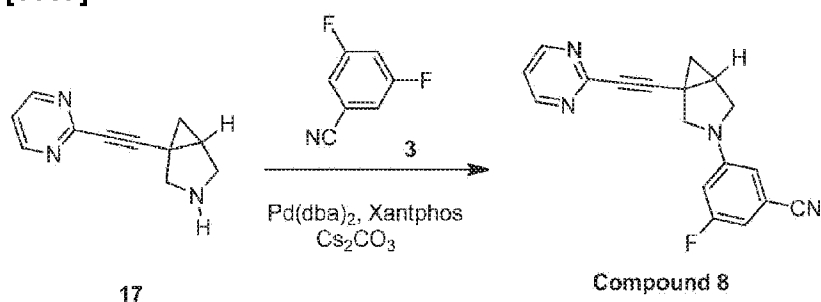


[0085] To a solution of **16** (250.00mg, 876.15μmol) in DCM (4.5 mL), was added TFA (1.5mL) in one portion at rt.. The mixture was stirred at rt. for 3hr. LCMS showed the reaction was completed. The reaction mixture was added saturated Na<sub>2</sub>CO<sub>3</sub> (3mL). The aqueous phase was extracted with DCM (20mL x 3). The combined organic phase was dried over anhydrous Na<sub>2</sub>SO<sub>4</sub>, filtered and concentrated in vacuo to afford product **17** (150.00mg, crude).

[0086] LCMS:  $m/z$ , 186.1 (M+H)<sup>+</sup>.

**Procedure for preparation of Compound 8:**

[0087]



[0088] A mixture of **17** (150.00mg, 809.85μmol), **3** (400.08mg, 1.62mmol), Xantphos (46.86mg, 80.98μmol), Cs<sub>2</sub>CO<sub>3</sub> (791.59mg, 2.43mmol) and Pd(dba)<sub>2</sub> (46.57mg, 80.98μmol) were taken up into a microwave tube in toluene (8mL). The sealed tube was heated at 110°C for 1hr under microwave. LCMS showed the starting material was consumed completely, after cooling to rt., the reaction mixture was concentrated in reduced pressure. The residue was purified by prep-HPLC to afford product **Compound 8** (30.00mg, yield: 12.15%).

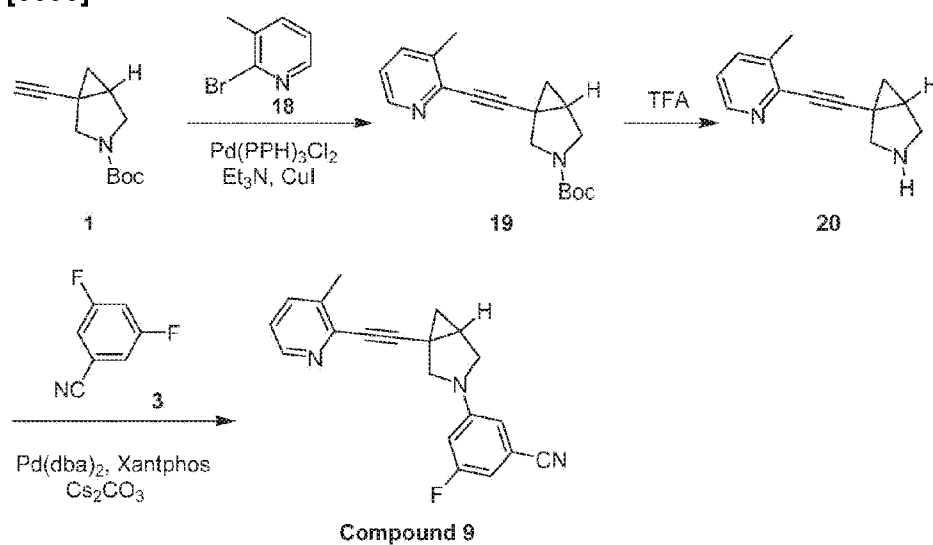
[0089] LCMS:  $m/z$ , 305.1 (M+H)<sup>+</sup>;

<sup>1</sup>HNMR (400 MHz, CDCl<sub>3</sub>): δ 8.71-8.69 (m, 1H), 7.25-7.22 (m, 1H), 6.68-6.66 (m, 1H), 6.54 (s, 1H), 6.43-6.40 (m, 1H), 3.75-3.73 (m, 1H), 3.54-3.52 (m, 2H), 3.46-3.44 (m, 1H), 2.29-2.25 (m, 1H), 1.53-1.49 (m, 1H), 1.05-1.02 (m, 1H).

### Example Compound 9

**Preparation of 3-fluoro-5-(1-((3-methylpyridin-2-yl) ethynyl)-3-azabicyclo [3.1.0] hexan-3-yl) benzonitrile:**

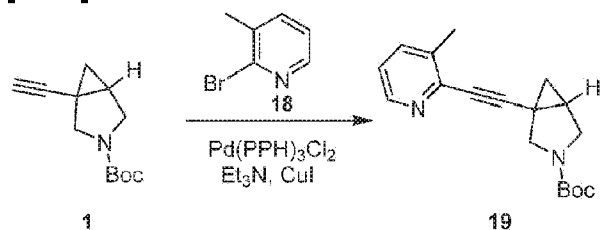
[0090]



### Experimental section:

#### Procedure for preparation of 19:

[0091]



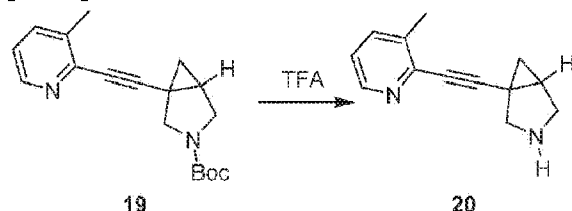
[0092] A mixture of **1** (500.00mg, 2.41mmol), **18** (539.46mg, 3.14mmol),  $\text{CuI}$  (22.97mg,

120.62 $\mu$ mol), Et<sub>3</sub>N (732.31mg, 7.24mmol) and Pd(PPh<sub>3</sub>)<sub>2</sub>Cl<sub>2</sub> (84.66mg, 120.62 $\mu$ mol) were taken up into a microwave tube in THF (8mL). The sealed tube was heated at 95°C for 1hr under microwave. LCMS showed the starting material was consumed completely and the title compound was detected. After cooling to rt., EA (80mL) and saturated aqueous of Na<sub>2</sub>CO<sub>3</sub> (20mL) were added. The aqueous layer was extracted with EA (40mL x 2). The combined organic layers were washed with brine (30mL), dried over anhydrous Na<sub>2</sub>SO<sub>4</sub>, concentrated in vacuo to give the crude product, which was purified by column chromatography to afford product **19** (600.00 mg, yield: 83.44%).

[0093] LCMS:  $m/z$ , 299.1 (M+H)<sup>+</sup>.

**Procedure for preparation of 20:**

[0094]

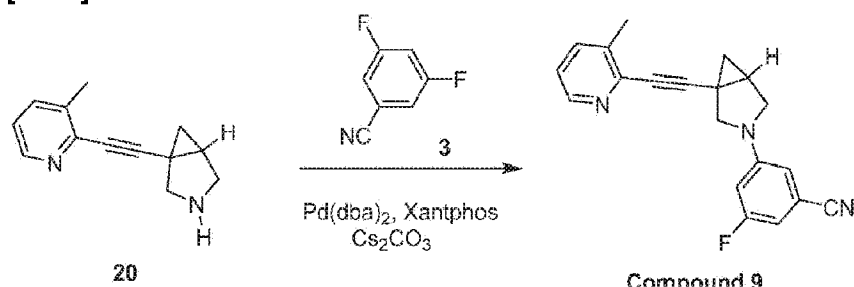


[0095] To a solution of **19** (350.00mg, 1.17mmol) in DCM (5mL) was added TFA (1mL) at rt., the mixture was stirred at rt. for 2hr. LCMS showed the starting material was consumed completely and the title compound was detected, then, the reaction mixture was concentrated to dryness and diluted with water (10mL). The aqueous phase was basified with saturated aqueous NaHCO<sub>3</sub> till pH= 7, the aqueous layer was extracted with EA (40mL x 2), the organic layer was washed with brine (20mL), dried over anhydrous Na<sub>2</sub>SO<sub>4</sub> and evaporated in vacuo to afford product **20** (200.24mg, crude).

[0096] LCMS:  $m/z$ , 199.2 (M+H)<sup>+</sup>.

**Procedure for preparation of Compound 9:**

[0097]



**[0098]** A mixture of **20** (150.00mg, 756.58 $\mu$ mol), **3** (224.26mg, 907.90 $\mu$ mol), Xantphos (3.61mg, 7.57 $\mu$ mol), Cs<sub>2</sub>CO<sub>3</sub> (739.53mg, 2.27mmol) and Pd(dba)<sub>2</sub> (4.35mg, 7.57 $\mu$ mol) were taken up into a microwave tube in DMF (8mL). The sealed tube was heated at 120°C for 1hr under microwave. TLC showed the starting material was consumed completely. After cooling to rt., EA (80mL) and saturated aqueous of Na<sub>2</sub>CO<sub>3</sub> (20mL) were added. The aqueous layer was extracted with EA (60mL x 2). The combined organic layers were washed with brine (30mL), dried over anhydrous Na<sub>2</sub>SO<sub>4</sub>, concentrated in reduced pressure to give the crude product, which was purified by prep-HPLC to afford product **Compound 9** (59.00mg, yield: 24.42%).

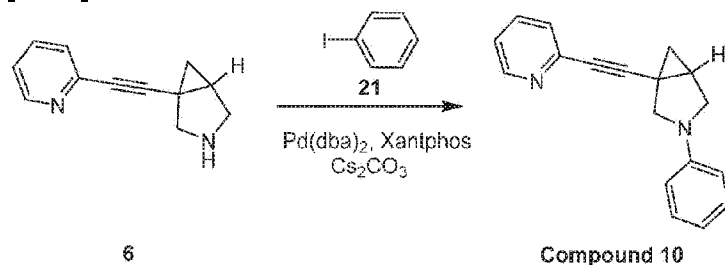
**[0099] LCMS:** *m/z*, 318.1 (M+H)<sup>+</sup>;

<sup>1</sup>HNMR (400 MHz, CDCl<sub>3</sub>):  $\delta$  8.38 (d, *J* = 4.19Hz, 1H), 7.51-7.47 (m, 1H), 7.15-7.12 (m, 1H), 6.68-6.62 (m, 1H), 6.55 (s, 1H), 6.45-6.41 (m, 1H), 3.77-3.74 (m, 1H), 3.42-3.58 (m, 3H), 2.42 (s, 3H), 2.14-2.25 (m, 1H), 1.38-1.51 (m, 1H), 1.00 (t, *J* = 4.96Hz, 1H).

#### Example Compound 10

#### Preparation of 3-phenyl-1-(pyridin-2-ylethynyl)-3-azabicyclo[3.1.0]hexane:

**[0100]**



#### Experimental section:

#### Procedure for preparation of Compound 10:

**[0101]** To a mixture of **6** (100.00mg, 542.77 $\mu$ mol) and **21** (110.73mg, 542.77 $\mu$ mol) in toluene (5mL) was added Pd(dba)<sub>2</sub> (31.21mg, 54.28 $\mu$ mol), Cs<sub>2</sub>CO<sub>3</sub> (353.69mg, 1.09mmol) and Xantphos (31.41mg, 54.28 $\mu$ mol) in one portion at rt. under N<sub>2</sub> atmosphere. The mixture was then heated to 110°C and stirred for 18hrs. LCMS showed the reaction was completed. The



mixture was cooled to rt. and filtered. The filtrate was concentrated in reduced pressure at 60°C. The residue was purified by prep-HPLC to afford product **Compound 10** (9.00mg, yield: 6.14%).

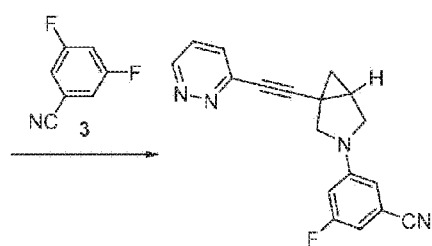
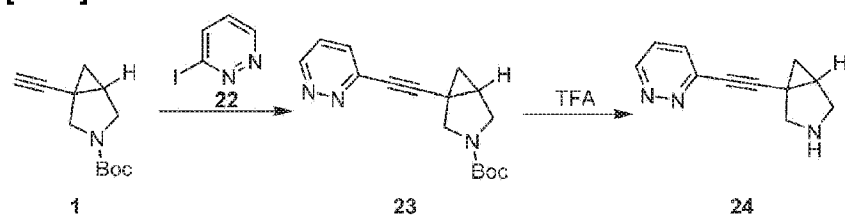
[0102] LCMS:  $m/z$ , 261.1 (M+H)<sup>+</sup>;

<sup>1</sup>HNMR (400 MHz, CDCl<sub>3</sub>):  $\delta$  ppm 8.54 (d,  $J$  = 4.41Hz, 1H), 7.55-7.69 (m, 1H), 7.40 (s, 1H), 7.21 (d,  $J$  = 7.72Hz, 3H), 6.72 (t,  $J$  = 7.28Hz, 1H), 6.57 (d,  $J$  = 8.16Hz, 2H), 3.80 (d,  $J$  = 8.82Hz, 1H), 3.59 (d,  $J$  = 9.26Hz, 1H), 3.31-3.46 (m, 2H), 2.10-2.18 (m, 1H), 1.34 (dd,  $J$  = 8.05, 4.52Hz, 1H), 1.08 (t,  $J$  = 4.63Hz, 1H).

### Example Compound 11

**Preparation of 3-fluoro-5-(1-(pyridazin-3-ylethynyl)-3-azabicyclo[3.1.0]hexan-3-yl)benzonitrile:**

[0103]

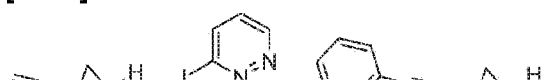


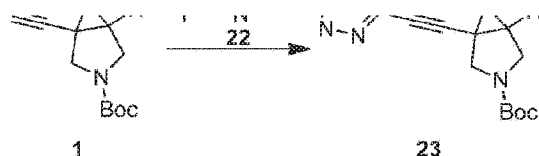
Compound 11

### Experimental section:

#### Procedure for preparation of 23:

[0104]



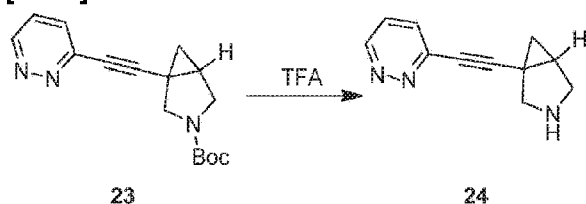


**[0105]** A mixture of **1** (300.54mg, 1.45mmol), **22** (448.01mg, 2.17mmol), Pd(PPh<sub>3</sub>)<sub>2</sub>Cl<sub>2</sub> (101.78mg, 145.00μmol), Et<sub>3</sub>N (293.45mg, 2.90mmol) and CuI (27.62mg, 145.00μmol) were taken up into a microwave tube in THF (10mL). The sealed tube was degassed with N<sub>2</sub> twice and then heated at 90°C for 1 hr under microwave. TLC showed the starting material was consumed. After cooling to rt., EA (60mL) and water (60mL) were added. The aqueous layer was extracted with EA (60mL x 2). The combined organic layers were washed with brine (60mL), dried over anhydrous Na<sub>2</sub>SO<sub>4</sub>, concentrated in vacuo to give the crude product, which was purified by chromatograph column to give product **23** (220.00mg, yield: 53.17%).

**[0106]** LCMS: *m/z*, 286.1 (M+H)<sup>+</sup>.

**Procedure for preparation of 24:**

**[0107]**



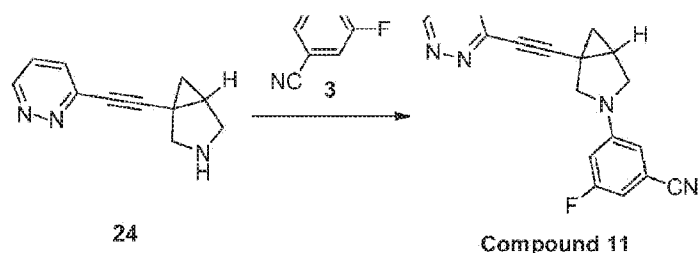
**[0108]** To a mixture of **23** (220.00mg, 771.01μmol) in DCM (8mL) was added TFA (2mL) in one portion at rt. The mixture was stirred at rt. for 1hr. LCMS showed the reaction was completed. The mixture was concentrated in reduced pressure at 50°C. The residue was poured into saturated NaHCO<sub>3</sub> solution (30mL) and stirred for 2min. The aqueous phase was extracted with EA (20 mL x 3). The combined organic phase was washed with saturated brine (20mL x 1), dried over anhydrous Na<sub>2</sub>SO<sub>4</sub>, filtered and concentrated in vacuo to afford product **24** (100.00mg, crude).

**[0109]** LCMS: *m/z*, 186.1 (M+H)<sup>+</sup>.

**Procedure for preparation of Compound 11:**

**[0110]**





**[0111]** To a mixture of **24** (80.00mg, 431.92 $\mu$ mol) and **3** (160.03mg, 647.88 $\mu$ mol) in toluene (5mL) was added Pd(dba)<sub>2</sub> (24.84mg, 43.19 $\mu$ mol), Cs<sub>2</sub>CO<sub>3</sub> (281.46mg, 863.84 $\mu$ mol) and Xantphos (24.99mg, 43.19 $\mu$ mol) in one portion at rt under N<sub>2</sub> atmosphere. The mixture was then heated to 110°C and stirred for 1hr. TLC showed the reaction was completed. The mixture was cooled to rt and filtered. The filtrate was concentrated in reduced pressure at 60°C to give the residue, which was purified by prep-HPLC to give the desired product **Compound 11** (3.40mg, yield: 2.53%).

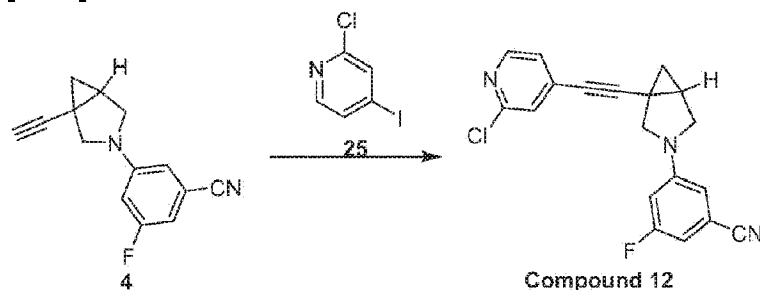
**[0112]** LCMS:  $m/z$ , 305.1 (M+H)<sup>+</sup>;

<sup>1</sup>H NMR (400 MHz, CDCl<sub>3</sub>):  $\delta$  9.05 (dd,  $J=5.01$ , 1.59Hz, 1H), 7.42-7.50 (m, 1H), 7.37 (dd,  $J=8.44$ , 5.01Hz, 1H), 6.62 (d,  $J=7.83$ Hz, 1H), 6.50 (s, 1H), 6.34-6.40 (m, 1H), 3.67-3.74 (m, 1H), 3.47 (s, 3H), 2.20 (dt,  $J=8.31$ , 4.40Hz, 1H), 1.44 (dd,  $J=8.19$ , 5.01Hz, 1H), 1.00 (t,  $J=5.01$ Hz, 1H).

#### Example Compound 12

**Preparation of compound 3-(1-((2-chloropyridin-4-yl)ethynyl)-3-azabicyclo[3.10]hexan-3-yl)-5-fluorobenzonitrile:**

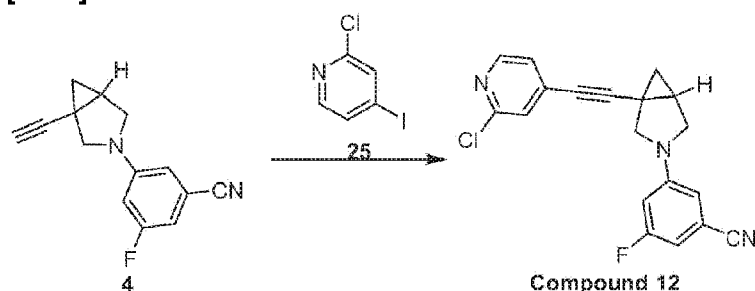
**[0113]**



#### Experimental section:

#### Procedure for preparation of Compound 12:

[0114]



[0115] A mixture of compound **4** (30.0mg, 132.6 $\mu$ mol), **25** (31.7mg, 132.6 $\mu$ mol), CuI (2.5mg, 13.2 $\mu$ mol), PPh<sub>3</sub> (3.4mg, 13.2 $\mu$ mol) and Pd(PPh<sub>3</sub>)<sub>2</sub>Cl<sub>2</sub> (4.6mg, 6.63 $\mu$ mol) in TEA (12mL) and THF (12mL) was degassed and purged with N<sub>2</sub> for 3 times, and then the mixture was stirred at 35~40°C for 16hrs under N<sub>2</sub> atmosphere. LCMS showed **4** was consumed completely. The reaction mixture was concentrated under reduced pressure to give a residue. The residue was purified by prep-HPLC to give the desired product **Compound 12** (15mg, yield: 33%).

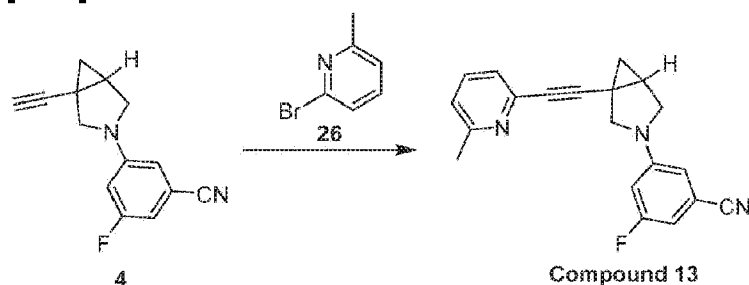
[0116] LCMS:  $m/z$ , 337.1 (M+H)<sup>+</sup>;

<sup>1</sup>HNMR (400 MHz, CDCl<sub>3</sub>):  $\delta$  8.26 (d,  $J$  = 5.2Hz, 1H), 7.24 (s, 1H), 7.10 (dd,  $J$  = 4.8Hz, 1H), 6.62 (d,  $J$  = 7.2Hz, 1H), 6.5 (s, 1H), 6.37 (dt,  $J$  = 13.6Hz, 1H), 3.67 (d,  $J$  = 9.2Hz, 1H), 3.48(m, 3H), 2.14(m, 1H), 1.36 (dd,  $J$  = 8.4Hz, 1H), 0.99 (t,  $J$  = 10Hz, 1H).

### Example Compound 13

**Preparation of 3-fluoro-5-(1-((6-methylpyridin-2-yl)ethynyl)-3-azabicyclo[3.1.0]hexan-3-yl) benzonitrile:**

[0117]



**Experimental section:**

**Procedure for preparation of Compound 13:**

[0118] A mixture of compound **4** (70.0mg, 309 $\mu$ mol), **26** (53.0mg, 309 $\mu$ mol), CuI (5.8mg, 30.9 $\mu$ mol), PPh<sub>3</sub> (8.1mg, 30.9 $\mu$ mol) and Pd(PPh<sub>3</sub>)<sub>2</sub>Cl<sub>2</sub> (10.8mg, 15.4 $\mu$ mol) in TEA (1mL) and THF (1mL) was degassed and purged with N<sub>2</sub> for 3 times, and then the mixture was stirred at rt. for 1hr under N<sub>2</sub> atmosphere. LCMS showed that **4** was consumed completely. The reaction mixture was quenched by addition water (10ml) at rt., and then diluted with EA (15mL) and extracted with EA (15mL x 3). The combined organic layers were washed with NaCl (20mL x 2), filtered and concentrated under reduced pressure to give a residue. The residue was purified by prep-HPLC to give the desired product **Compound 13** (23mg, yield: 23%).

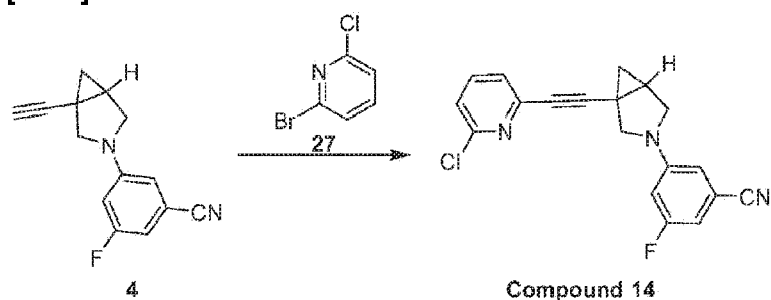
[0119] LCMS: *m/z*, 317.1 (M+H)<sup>+</sup>;

<sup>1</sup>HNMR (400 MHz, CDCl<sub>3</sub>):  $\delta$  7.57 (s, 1H), 7.27 (d, *J* = 7.6Hz, 1H), 7.13 (d, *J* = 7.2Hz, 1H), 6.70 (d, *J* = 7.2Hz, 1H), 6.57 (s, 1H), 6.45 (d, *J* = 11.6Hz, 1H), 3.75 (d, *J* = 9.2Hz, 1H), 3.55 (m, 3H), 2.85 (s, 3H), 2.23 (s, 1H), 1.48 (s, 1H), 1.01 (t, *J* = 9.6Hz, 1H).

**Example Compound 14**

**Preparation of 3-(1-(6-chloropyridin-2-yl)-3-azabicyclo[3.1.0]hexan-3-yl)-5-fluorobenzonitrile:**

[0120]

**Experimental section:****Procedure for preparation of Compound 14:**

**[0121]** A mixture of compound **4** (80.0mg, 353 $\mu$ mol), **27** (68.0mg, 353 $\mu$ mol), CuI (6.7mg, 35.3 $\mu$ mol), PPh<sub>3</sub> (9.2mg, 35.3 $\mu$ mol) and Pd(PPh<sub>3</sub>)<sub>2</sub>Cl<sub>2</sub> (12.4mg, 17.6 $\mu$ mol) in TEA (1mL) and THF (1mL) was degassed and purged with N<sub>2</sub> for 3 times, and then the mixture was stirred at 35~40°C for 16hrs under N<sub>2</sub> atmosphere. LCMS showed **4** was consumed completely. The reaction mixture was quenched by addition water (10ml) at rt., and then diluted with EA (15mL) and extracted with EA (15mL x 3). The combined organic layers were washed with brine (20mL x 2), filtered and concentrated under reduced pressure to give a residue. The residue was purified by prep-HPLC to give the desired product **Compound 14** (26mg, yield: 21%).

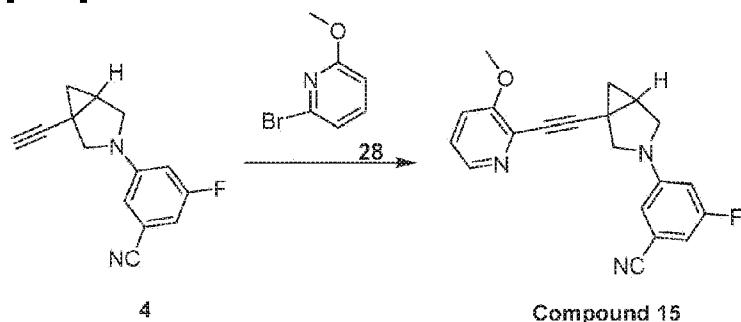
**[0122] LCMS:** *m/z*, 337.1 (M+H)<sup>+</sup>;

<sup>1</sup>HNMR (400 MHz, CDCl<sub>3</sub>):  $\delta$  7.57 (t, *J*= 16Hz, 1H), 7.35 (t, *J*= 18Hz, 2H), 6.71 (d, *J*= 7.6Hz, 1H), 6.57 (s, 1H), 6.46 (d, *J*= 11.6Hz, 1H), 3.76 (d, *J*= 8.8Hz, 1H), 3.56 (m, 3H), 2.25 (m, 1H), 1.48 (m, 1H), 1.04 (t, *J*= 10Hz, 1H).

### Example Compound 15

**Preparation of 3-fluoro-5-(1-((6-methoxypyridin-2-yl)ethynyl)-3-azabicyclo[3.1.0]hexan-3-yl) benzonitrile:**

**[0123]**



### Experimental section:

#### Procedure for preparation of Compound 15:

**[0124]** A mixture of compound **4** (80.0mg, 353 $\mu$ mol), **28** (66.4mg, 353 $\mu$ mol), CuI (6.7mg, 35.3 $\mu$ mol), PPh<sub>3</sub> (9.2mg, 35.3 $\mu$ mol) and Pd(PPh<sub>3</sub>)<sub>2</sub>Cl<sub>2</sub> (12.4mg, 17.6 $\mu$ mol) in TEA (1mL) and THF (1mL) was degassed and purged with N<sub>2</sub> for 3 times, and then the mixture was stirred at 35~40°C for 16hrs under N<sub>2</sub> atmosphere. LCMS showed that **4** was consumed completely. The

reaction mixture was quenched by addition water (10ml) at rt., and then diluted with EA (15mL) and extracted with EA (15mL x 3). The combined organic layers were washed with brine (20mL x 2), filtered and concentrated under reduced pressure to give a residue. The residue was purified by prep-HPLC to give the desired product **Compound 15** (15.0, yield: 12%).

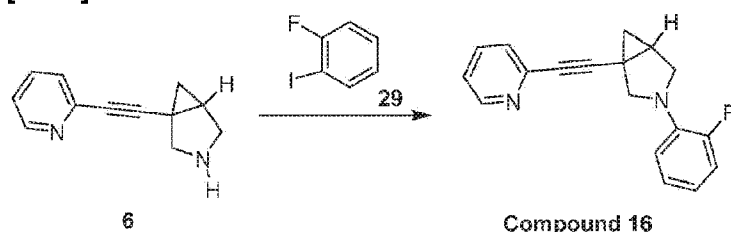
**[0125] LCMS:**  $m/z$ , 333.1 (M+H)<sup>+</sup>;

**<sup>1</sup>HNMR** (400 MHz, CDCl<sub>3</sub>):  $\delta$  7.55 (t,  $J$  = 15.6Hz, 1H), 7.04 (d,  $J$  = 7.2Hz, 2H), 6.73 (t,  $J$  = 19.6Hz, 2H), 6.58 (s, 1H), 6.46 (d,  $J$  = 11.6Hz, 1H), 3.98 (s, 3H), 3.76 (d,  $J$  = 8.8Hz, 1H), 3.55 (m, 3H), 2.25 (m, 1H), 1.49 (t,  $J$  = 13.2Hz, 1H), 1.02 (t,  $J$  = 10Hz, 1H).

### Example Compound 16

#### *Preparation of 3-(2-fluorophenyl)-1-(pyridin-2-ylethynyl)-3-azabicyclo[3.1.0]hexane:*

**[0126]**



#### *Experimental section:*

##### *Procedure for preparation of Compound 16:*

**[0127]** A mixture of 6 (60.0mg, 325 $\mu$ mol), 29 (72.3mg, 325 $\mu$ mol), Cs<sub>2</sub>CO<sub>3</sub> (212.0mg, 651 $\mu$ mol), Xantphos (18.8mg, 32.5 $\mu$ mol) and Pd<sub>2</sub>(dba)<sub>3</sub> (29.8mg, 32.5 $\mu$ mol) in dioxane (4mL) was degassed and purged with N<sub>2</sub> for 3 times, and then the mixture was stirred at 80°C for 2hrs under N<sub>2</sub> atmosphere. LCMS showed that 6 was consumed completely. The reaction mixture was quenched by addition water (5mL) at rt., and then diluted with EA (10mL) and extracted with EA (10mL x 3). The combined organic layers were washed with brine (20mL x 2), filtered and concentrated under reduced pressure to give a residue. The residue was purified by prep-HPLC to give the desired product **Compound 16** (30mg, yield: 33%).

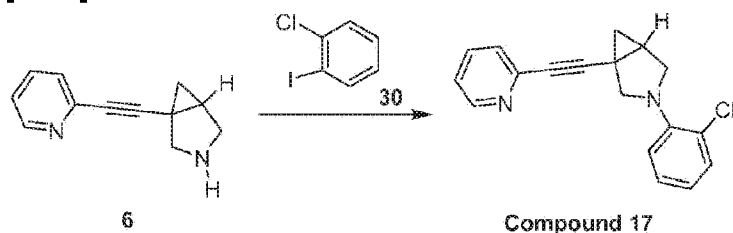
**[0128] LCMS:**  $m/z$ , 304.1 (M+H)<sup>+</sup>;

<sup>1</sup>HNMR (400 MHz, CDCl<sub>3</sub>): δ 8.48 (d, *J* = 4.8Hz, 1H), 7.55 (m, 1H), 7.33 (d, *J* = 8Hz, 1H), 7.17 (m, 1H), 6.94 (m, 2H), 6.69 (m, 2H), 3.86 (m, 1H), 3.68 (m, 1H), 3.38 (m, 2H), 2.01 (m, 1H), 1.20 (t, *J* = 7.6Hz, 2H).

### Example Compound 17

#### *Preparation of 3-(2-chlorophenyl)-1-(pyridin-2-ylethynyl)-3-azabicyclo[3.1.0]hexane:*

[0129]



#### *Experimental section:*

##### *Procedure for preparation of Compound 17:*

[0130] A mixture of compound **6** (100mg, 542μmol), **30** (129mg, 542μmol), Cs<sub>2</sub>CO<sub>3</sub> (353mg, 1.09mmol), Xantphos (31.4mg, 54.2μmol) and Pd<sub>2</sub>(dba)<sub>3</sub> (49.7mg, 54.2μmol) in dioxane (1mL) was degassed and purged with N<sub>2</sub> for 3 times, and then the mixture was stirred at 80 °C for 16hrs under N<sub>2</sub> atmosphere. LCMS showed that **6** was consumed completely. The reaction mixture was quenched by addition water (15 mL) at rt, and then diluted with EA (30mL) and extracted with EA (20mL x 3). The combined organic layers were washed with brine (30mL x 2), filtered and concentrated under reduced pressure to give a residue. The residue was purified by prep-HPLC to give the desired product **Compound 17** (33mg, yield: 20%).

[0131] LCMS: *m/z*, 278.1 (M+H)<sup>+</sup>;

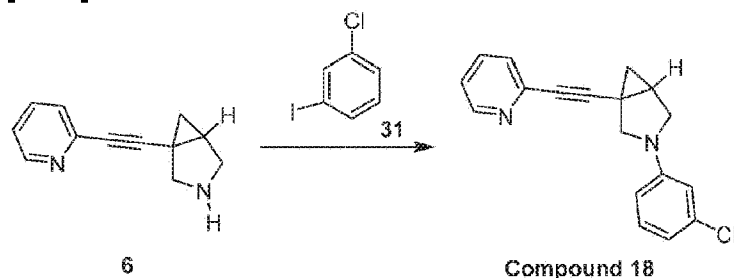
<sup>1</sup>HNMR (400 MHz, CDCl<sub>3</sub>): δ 8.55 (d, *J* = 4Hz, 1H), 7.63 (m, 1H), 7.39 (d, *J* = 8Hz, 1H), 7.31 (m, 1H), 7.20 (m, 2H), 6.96 (m, 2H), 3.90 (d, *J* = 8.8Hz, 1H), 3.76 (d, *J* = 9.2Hz, 1H), 3.33 (m, 2H), 2.03 (m, 1H), 1.50 (t, *J* = 9.2Hz, 1H), 1.20 (m, 1H).

### Example Compound 18



**Preparation of 3-(3-chlorophenyl)-1-(pyridin-2-ylethynyl)-3-azabicyclo[3.1.0]hexane:**

[0132]

**Experimental section:****Procedure for preparation of Compound 18:**

[0133] A mixture of compound 6 (80mg, 434 $\mu$ mol), 31 (103mg, 434 $\mu$ mol), Cs<sub>2</sub>CO<sub>3</sub> (282mg, 868  $\mu$  mol), Xantphos (24.1mg, 43.4 $\mu$ mol) and Pd<sub>2</sub>(dba)<sub>3</sub> (39.7mg, 43.4 $\mu$ mol) in dioxane (4mL) was degassed and purged with N<sub>2</sub> for 3 times, and then the mixture was stirred at 80°C for 16hrs under N<sub>2</sub> atmosphere. LCMS showed that 6 was consumed completely. The reaction mixture was quenched by addition water (10mL) at rt., and then diluted with EA (10mL) and extracted with EA (15mL x 3). The combined organic layers were washed with brine (20mL x 2), filtered and concentrated under reduced pressure to give a residue. The residue was purified by prep-HPLC to give the desired product **Compound 18** (34mg, yield: 26%).

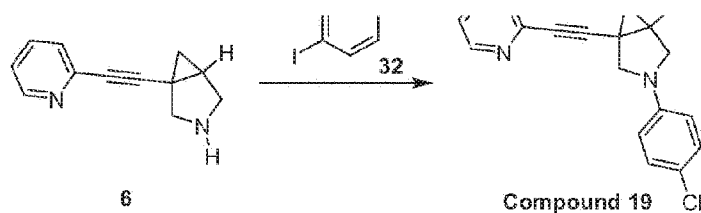
[0134] LCMS: *m/z*, 294.1 (M+H)<sup>+</sup>;

<sup>1</sup>H NMR (400 MHz CDC13):  $\delta$  8.48 (d, *J* = 4.4Hz, 1H), 7.58 (m, 1H), 7.33 (d, *J* = 7.6Hz, 1H), 7.15 (m, 1H), 7.06 (t, *J* = 16Hz, 1H), 6.62 (d, *J* = 8 Hz, 1H), 6.46 (s, 1H), 6.37 (m, 1H), 3.70 (d, *J* = 8.8Hz, 1H), 3.48 (d, *J* = 9.2Hz, 1H), 3.38 (m, 2H), 2.10 (m, 1H), 1.32 (m, 1H), 0.97 (t, *J* = 9.6Hz, 1H).

**Example Compound 19****Preparation of 3-(4-chlorophenyl)-1-(pyridin-2-ylethynyl)-3-azabicyclo[3.1.0]hexane:**

[0135]





### Experimental section:

#### Procedure for preparation of Compound 19:

[0136] A mixture of 6 (100mg, 542 $\mu$ mol), 32 (129mg, 542 $\mu$ mol), Cs<sub>2</sub>CO<sub>3</sub> (353mg, 1.09mmol), Xantphos (31.4mg, 54.2 $\mu$ mol) and Pd<sub>2</sub>(dba)<sub>3</sub> (49.7mg, 54.2 $\mu$ mol) in dioxane (4mL) was degassed and purged with N<sub>2</sub> for 3 times, and then the mixture was stirred at 80°C for 16hrs under N<sub>2</sub> atmosphere. LCMS showed that 6 was consumed completely. The reaction mixture was quenched by addition water (15mL) at rt., and then diluted with EA (15mL) and extracted with EA (20mL x 3). The combined organic layers were washed with brine (30mL x 2), filtered and concentrated under reduced pressure to give a residue. The residue was purified by prep-HPLC to give the desired product **Compound 19** (43mg, yield: 26%).

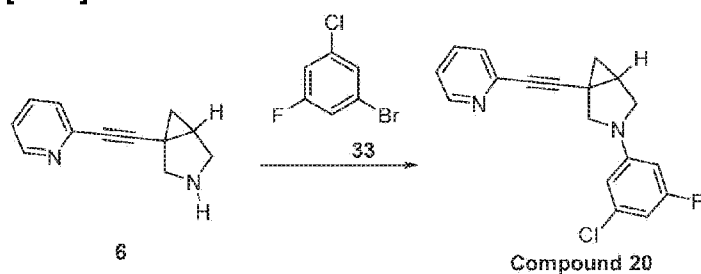
[0137] LCMS:  $m/z$ , 294.1 (M+H)<sup>+</sup>;

<sup>1</sup>H NMR (400 MHz CDCl<sub>3</sub>):  $\delta$  8.58 (d,  $J$  = 4.4Hz, 1H), 7.67 (m, 1H), 7.42 (d,  $J$  = 8Hz, 1H), 7.24 (m, 3H), 6.51 (d,  $J$  = 9.2Hz, 2H), 3.79 (d,  $J$  = 8.8Hz, 1H), 3.58 (d,  $J$  = 8.8Hz, 1H), 3.44 (m, 2H), 2.19 (m, 1H), 1.40 (m, 1H), 1.10 (t,  $J$  = 9.2Hz, 1H).

#### Example Compound 20

**Preparation of 3-(3-chloro-5-fluorophenyl)-1-(pyridin-2-ylethynyl)-3-azabicyclo[3.1.0]hexane:**

[0138]



**Experimental section:****Procedure for preparation of Compound 20:**

[0139] A mixture of 6 (100mg, 542 $\mu$ mol), 33 (113mg, 542 $\mu$ mol), Cs<sub>2</sub>CO<sub>3</sub> (353mg, 1.09mmol), Xantphos (31.4mg, 54.2 $\mu$ mol) and Pd<sub>2</sub>(dba)<sub>3</sub> (49.7mg, 54.2 $\mu$ mol) in dioxane (4mL) was degassed and purged with N<sub>2</sub> for 3 times, and then the mixture was stirred at 80°C for 16hrs under N<sub>2</sub> atmosphere. LCMS showed that 6 was consumed completely. The reaction mixture was quenched by addition water (5mL) at rt., and then diluted with EA (10mL) and extracted with EA (10mL x 3). The combined organic layers were washed with brine (20mL x 2), filtered and concentrated under reduced pressure to give a residue. The residue was purified by prep-HPLC to give the desired product **Compound 20** (35mg, yield: 20%).

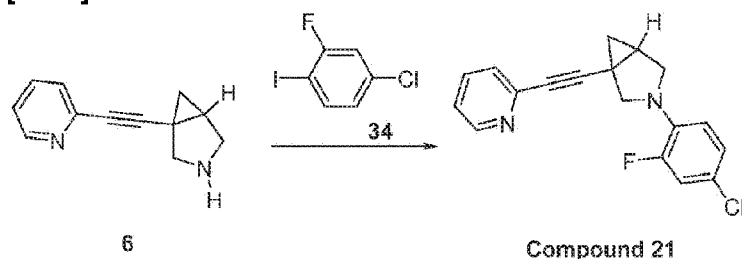
[0140] LCMS: *m/z*, 294.1 (M+H)<sup>+</sup>;

<sup>1</sup>H NMR (400 MHz CDCl<sub>3</sub>):  $\delta$  8.58 (d, *J* = 4.4Hz, 1H), 7.68 (m, 1H), 7.42 (d, *J* = 8Hz, 1H), 7.25 (m, 1H), 6.46 (d, *J* = 9.2Hz, 1H), 6.33 (s, 1H), 6.17 (d, *J* = 11.6Hz, 1H), 3.75 (d, *J* = 9.2Hz, 1H), 3.53 (m, 3H), 2.20 (m, 1H), 1.44 (m, 1H), 1.03 (t, *J* = 9.6Hz, 1H).

**Example Compound 21**

**Preparation of 3-(4-chloro-2-fluorophenyl)-1-(pyridin-2-ylethynyl)-3-azabicyclo[3.1.0]hexane:**

[0141]

**Experimental section:****Procedure for preparation of Compound 21:**

[0142] A mixture of **6** (100mg, 542 $\mu$ mol), **34** (139mg, 542 $\mu$ mol), Cs<sub>2</sub>CO<sub>3</sub> (353mg, 1.09mmol), Xantphos (31.4mg, 54.2 $\mu$ mol) and Pd<sub>2</sub>(dba)<sub>3</sub> (49.7mg, 54.2 $\mu$ mol) in dioxane (4mL) was degassed and purged with N<sub>2</sub> for 3 times, and then the mixture was stirred at 80°C for 16hrs under N<sub>2</sub> atmosphere. LCMS showed that **6** was consumed completely. The reaction mixture was quenched by addition water (15mL) at rt., and then diluted with EA (15mL) and extracted with EA (20mL x 3). The combined organic layers were washed with brine (20mL x 2), filtered and concentrated under reduced pressure to give a residue. The residue was purified by prep-HPLC to give the desired product **Compound 21** (43mg, yield: 25%).

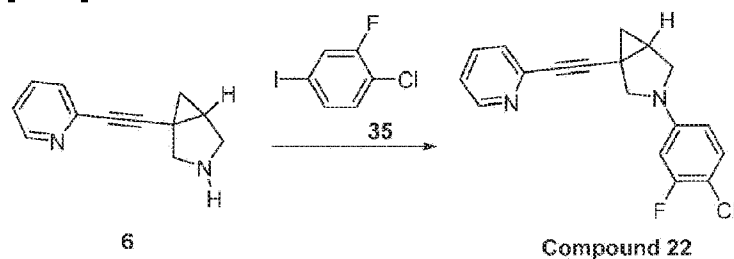
[0143] LCMS:  $m/z$ , 312.1 (M+H)<sup>+</sup>;

<sup>1</sup>H NMR (400 MHz CDCl<sub>3</sub>):  $\delta$  8.58 (d,  $J$  = 4Hz, 1H), 7.67 (t,  $J$  = 14Hz, 1H), 7.42 (d,  $J$  = 7.6Hz, 1H), 7.24 (t,  $J$  = 12Hz, 1H), 7.03 (m, 1H), 6.63 (d,  $J$  = 8.8Hz, 1H), 3.91 (m, 1H), 3.73 (d,  $J$  = 7.2Hz, 1H), 3.45 (m, 2H), 2.11 (m, 3H), 1.32 (m, 2H).

#### Example Compound 22

**Preparation of 3-(4-chloro-3-fluorophenyl)-1-(pyridin-2-ylethynyl)-3-azabicyclo[3.1.0]hexane:**

[0144]



#### Experimental section:

##### Procedure for preparation of Compound 22:

[0145] A mixture of **6** (100mg, 542 $\mu$ mol), **35** (139mg, 542 $\mu$ mol), Cs<sub>2</sub>CO<sub>3</sub> (353mg, 1.09mmol), Xantphos (31.4 mg, 54.2  $\mu$ mol) and Pd<sub>2</sub>(dba)<sub>3</sub> (49.7 mg, 54.2  $\mu$ mol) in dioxane (4 mL) was degassed and purged with N<sub>2</sub> for 3 times, and then the mixture was stirred at 80°C for 16hrs

under N<sub>2</sub> atmosphere. LCMS showed that 6 was consumed completely. The reaction mixture was quenched by addition water (15mL) at rt., and then diluted with EA (15mL) and extracted with EA (20mL x 3). The combined organic layers were washed with brine (20mL x 2), filtered and concentrated under reduced pressure to give a residue. The residue was purified by prep-HPLC to give the desired product **Compound 22** (30mg, yield: 17%).

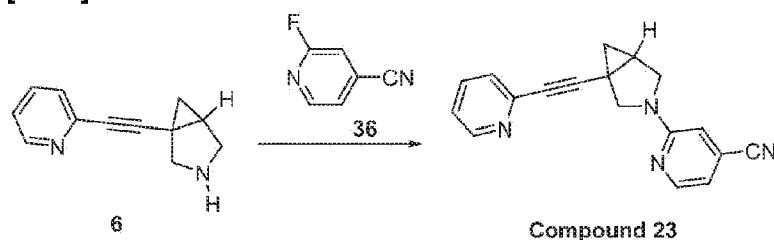
[0146] LCMS: *m/z*, 312.1 (M+H)<sup>+</sup>;

<sup>1</sup>H NMR (400 MHz CDCl<sub>3</sub>): δ 8.58 (d, *J* = 4.4Hz, 1H), 7.67 (t, *J* = 14Hz, 1H), 7.42 (d, *J* = 8Hz, 1H), 7.25 (m, 2H), 6.36 (m, 2H), 3.75 (d, *J* = 8.8Hz, 1H), 3.54 (d, *J* = 9.2Hz, 1H), 3.46 (m, 2H), 2.20 (m, 1H), 1.43 (m, 2H), 1.07 (t, *J* = 9.2Hz, 1H).

### Example Compound 23

**Preparation of 2-(1-(pyridin-2-ylethynyl)-3-azabicyclo[3.1.0]hexan-3-yl)isonicotinonitrile:**

[0147]



### Experimental section:

#### Procedure for preparation of Compound 23:

[0148] To a solution of compound 6 (99mg, 0.54mmol) and **36** (99mg, 81mmol) in DMF (2mL) was added K<sub>2</sub>CO<sub>3</sub> (0.15 g, 1.09mmol) and the mixture was stirred at 110°C for 16hrs. After the DMF evaporated under vacuo, the residue was diluted with EA (5mL), then washed with water, the organic layer was purified by prep-HPLC to give the desired product **Compound 23** (100mg, yield: 64%).

[0149] LCMS: *m/z*, 286.1 (M+H)<sup>+</sup>;

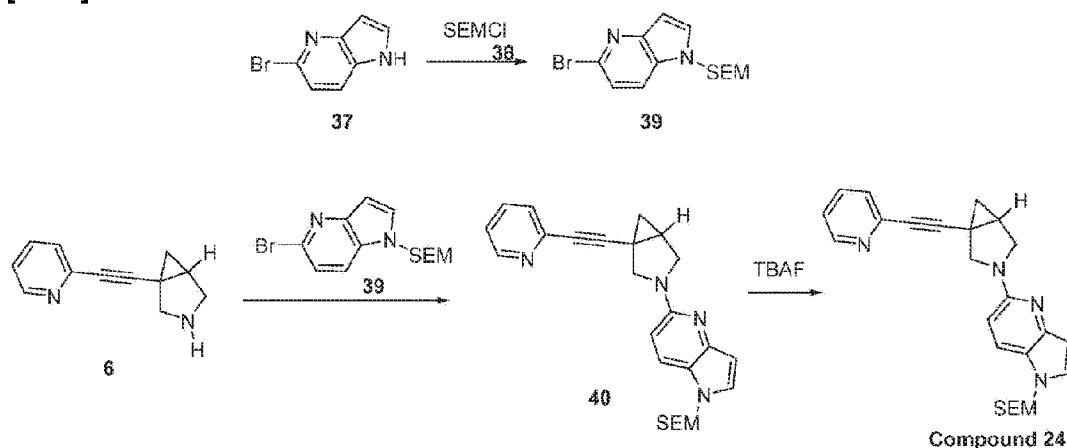
<sup>1</sup>H NMR (400 MHz CDCl<sub>3</sub>): δ 8.58 (d, *J* = 4 Hz, 1H), 8.28 (d, *J* = 5.2 Hz, 1H), 7.67 (m, 1H), 7.43(d, *J* = 7.6 Hz, 1H), 7.25 (t, *J* = 12.4 Hz, 1H), 6.77 (d, *J* = 4.8 Hz, 1H), 6.54 (s, 1H), 4.00 (d,

$J = 10.4$  Hz, 1H), 3.80 (d,  $J = 10$  Hz, 1H), 3.68 (m, 2H), 2.23 (m, 1H), 1.48 (m, 2H), 0.98 (t,  $J = 10$  Hz, 1H).

### Example Compound 24

**Preparation of 5-(1-(pyridin-2-ylethynyl)-3-azabicyclo[3.1.0]hexan-3-yl)-1H-pyrrolo[3,2-b]pyridine:**

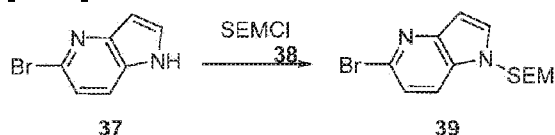
[0150]



### Experimental section:

#### Procedure for preparation of Compound 39:

[0151]

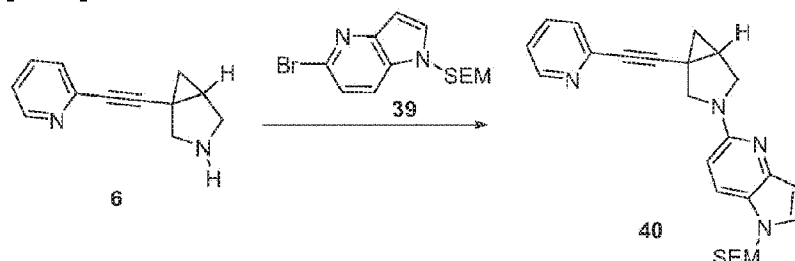


[0152] To a solution of 37 (300mg, 1.52mmol) in THF (10mL) was added NaH (109mg, 4.56mmol) at 0°C. The mixture was stirred at 0°C for 0.5h, then 38 (380mg, 2.28mmol) was added, the mixture was stirred at 0~25°C for 4hrs. LCMS showed 37 was consumed completely and one main peak with desired MS was detected. The reaction mixture was quenched by addition water (15mL), and then diluted with EA (30mL) and extracted with EA (20mL x 2). The combined organic layers were filtered and concentrated under reduced pressure to give a residue. The residue was purified by silica column chromatography to give

product 37 (380mg, yield: 76%).

**Procedure for preparation of 40:**

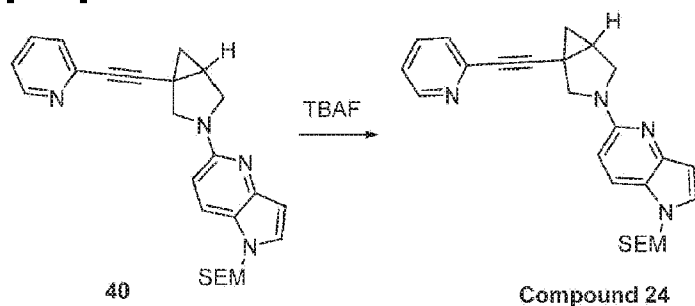
[0153]



[0154] A mixture of 6 (150mg, 814 $\mu$ mol), 39 (266mg, 814 $\mu$ mol), Cs<sub>2</sub>CO<sub>3</sub> (530mg, 1.63 mmol), Xantphos (47mg, 81 $\mu$ mol,) and Pd<sub>2</sub>(dba)<sub>3</sub> (74mg, 81 $\mu$ mol) in dioxane (3mL) was degassed and purged with N<sub>2</sub> for 3 times, and then the mixture was stirred at 80°C for 16hrs under N<sub>2</sub> atmosphere. The reaction mixture was quenched by addition water (20mL) at rt., and then diluted with EA (20mL) and extracted with EA (30mL x 3). The combined organic layers were washed with brine (20mL x 2), filtered and concentrated under reduced pressure to give a residue. The residue was purified by silica column chromatography to give product 40 (200mg, yield: 57%).

**Procedure for preparation of Compound 24:**

[0155]



[0156] To a solution of 40 (200mg, 464 $\mu$ mol) in THF (2mL) was added TBAF (1M, 696 $\mu$ L). The mixture was stirred at 80°C for 16hrs. LCMS showed that 40 was consumed completely. The reaction mixture was quenched by addition water (15mL) at rt., and extracted with EA (20mL x 3), filtered and concentrated under reduced pressure to give a residue. The residue was purified by prep-HPLC to give desired product **Compound 24** (6.02mg, yield: 4.3%).

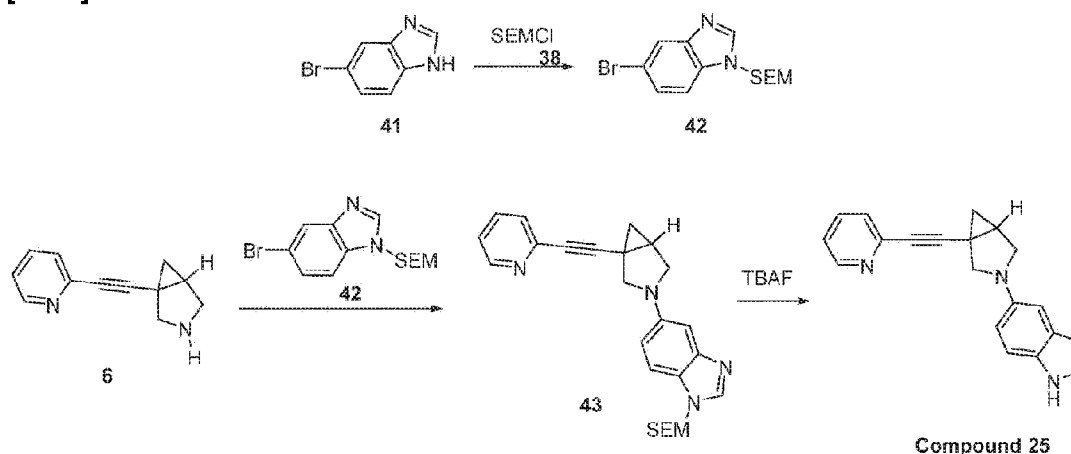
[0157] LCMS:  $m/z$ , 300.1 (M+H)<sup>+</sup>;

<sup>1</sup>H NMR (400 MHz, MeOD):  $\delta$  11.79 (s, 1H), 8.80 (d,  $J$  = 5.6Hz, 1H), 8.57 (t,  $J$  = 8Hz, 1H), 8.17(m, 2H), 8.02 (t,  $J$  = 7.2Hz, 1H), 7.63 (s, 1H), 7.07 (d,  $J$  = 9.2Hz, 1H), 6.59 (s, 1H), 4.22 (d,  $J$  = 9.6Hz, 1H), 3.98 (m, 3H), 2.63 (m, 1H), 1.60 (m, 1H), 1.30 (m, 1H).

### Example Compound 25

**Preparation of 5-(1-(pyridin-2-ylethynyl)-3-azabicyclo[3.1.0]hexan-3-yl)-1H-benzo[d]imidazole:**

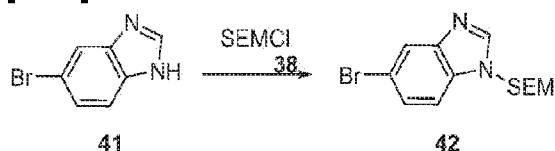
[0158]



### Experimental section:

#### Procedure for preparation of 42:

[0159]



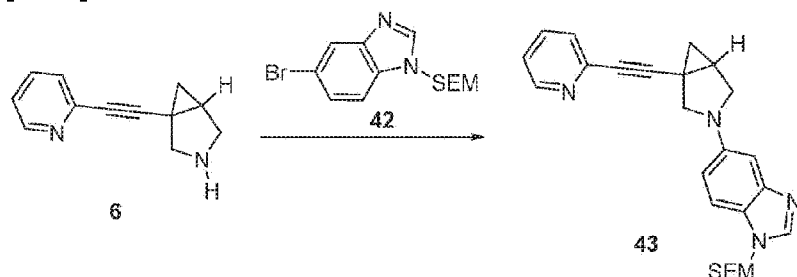
[0160] To a solution of 41 (400mg, 2.03mmol) in THF (10mL) was added NaH (146mg, 6.09mmol) at 0°C. The mixture was stirred at 0°C for 0.5hr, then 38 (507mg, 3.04mmol) was added, the mixture was stirred at 0~25°C for 4hrs. LCMS showed that 41 was consumed completely and one main peak with desired MS was detected. The reaction mixture was



quenched by addition water (20mL), and then diluted with EA (30mL) and extracted with EA (30 mL x 2). The combined organic layers were filtered and concentrated under reduced pressure to give a residue. The residue was purified by silica column chromatography to give the desired product 42 (503mg, yield: 75%).

**Procedure for preparation of 43:**

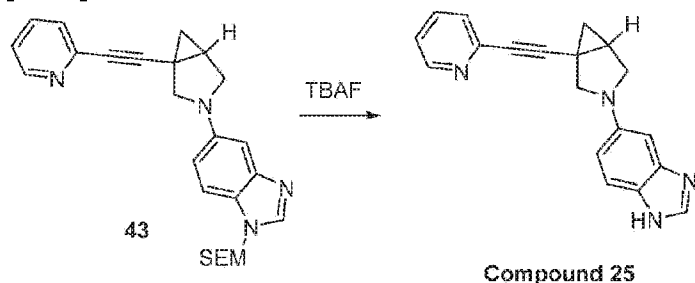
[0161]



[0162] A mixture of 6 (200mg, 1.09mmol), 42 (356mg, 1.09mmol), Xantphos (63mg, 109μmol,) and Pd<sub>2</sub>(dba)<sub>3</sub> (99mg, 109μmol) and t-BuONa (209mg, 2.18mmol) in dioxane (4mL) was degassed and purged with N<sub>2</sub> for 3 times, and then the mixture was stirred at 80°C for 16hrs under N<sub>2</sub> atmosphere. LCMS showed that 6 was consumed completely. The reaction mixture was quenched by addition water (20mL) at rt., and then diluted with EA (20mL) and extracted with EA (40mL x 3). The combined organic layers were washed with brine (40mL x 2), filtered and concentrated under reduced pressure to give a residue. The residue was purified by silica column chromatography to give product 43 (259mg, yield: 55%).

**Procedure for preparation of Compound 25:**

[0163]



[0164] To a solution of 43 (227.00mg, 527.15μmol) in THF (1mL) was added TBAF (0.15mL, 1N TBAF/THF). The mixture was stirred at 60°C for 3hrs, TLC was showed that most of 43 was consumed, the reaction was quenched with water (5mL), extracted with EA (10 mL x 2), the combined organic layers were washed brine (5mL), dried, concentrated. The residue was

purified by prep-HPLC to give the desired product Compound 25 (30.00mg, yield: 18.95%).

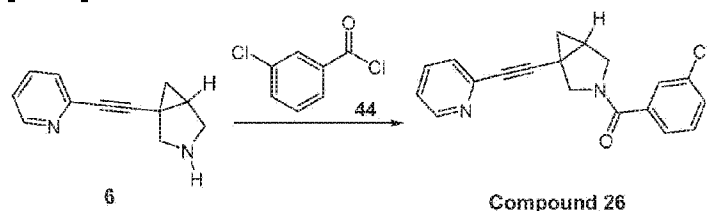
**[0165] LCMS:**  $m/z$ , 300.1 ( $M+H$ )<sup>+</sup>;

**<sup>1</sup>H NMR** (400 MHz MeOD):  $\delta$  9.12 (s, 1H), 8.78 (d,  $J$  = 5.2Hz, 1H), 8.58 (t,  $J$  = 8Hz, 1H), 8.12(d,  $J$  = 8Hz, 1H), 8.02 (t,  $J$ = 7.2Hz, 1H), 7.66 (d,  $J$ = 9.6Hz, 1H), 7.07 (d,  $J$  = 8.8Hz, 1H), 6.87 (s, 1H), 4.01 (d,  $J$  = 8.8Hz, 1H), 3.79 (d,  $J$  = 9.2Hz, 1H), 3.56 (d,  $J$  = 8.8Hz, 1H), 3.50 (m, 1H), 2.49 (m, 1H), 1.60 (m, 1H), 1.30 (m, 1H).

### Example Compound 26

**Preparation of (3-chlorophenyl)(1-(pyridin-2-ylethynyl)-3-azabicyclo[3.1.0]hexan-3-yl)methanone:**

**[0166]**



### Experimental section:

#### Procedure for preparation of Compound 26:

**[0167]** To a solution of 6 (50.0mg, 271 $\mu$ mol) in DCM (1mL) was added TEA (54.9mg, 542 $\mu$ mol) and 44 (49.8mg, 284 $\mu$ mol). The mixture was stirred at 0°C for 1hr. LCMS showed 6 was consumed completely. The reaction mixture was quenched by addition water (5mL) at 0°C, and then extracted with DCM (10mL x 2). The combined organic layers were filtered and concentrated under reduced pressure to give a residue. The residue was purified by prep-HPLC to give the desired product **Compound 26** (31.0mg, yield: 35%).

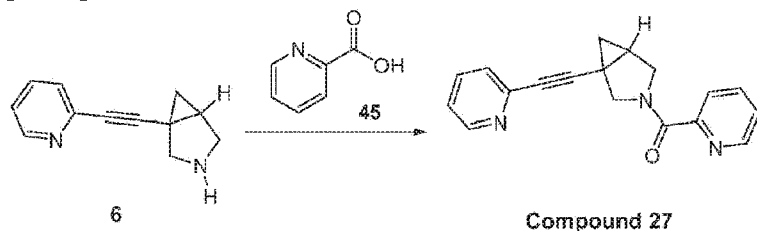
**[0168] LCMS:**  $m/z$ , 322.1 ( $M+H$ )<sup>+</sup>;

**<sup>1</sup>H NMR** (400 MHz CDCl<sub>3</sub>):  $\delta$  8.56 (s, 1H), 7.65 (t,  $J$  = 15.6Hz, 1H), 7.45 (m, 4H), 7.23 (d,  $J$  = 5.2Hz, 1H), 4.48 (m, 1H), 3.85 (m, 3H), 2.09 (dt,  $J$  = 3.6Hz, 1H), 1.39 (t,  $J$  = 13.2Hz, 1H), 0.85 (s, 1H).

### Example Compound 27

**Preparation of pyridin-2-yl(1-(pyridin-2-ylethynyl)-3-azabicyclo[3.1.0]hexan-3-yl)methanone:**

[0169]



**Experimental section:**

**Procedure for preparation of Compound 27:**

[0170] To a solution of 6 (100mg, 542 $\mu$ mol) in DCM (1mL) was added HATU (227mg, 597.05 $\mu$ mol), TEA (109mg, 1.09mmol), 45 (73.5mg, 597 $\mu$ mol) at 0°C. The mixture was stirred at 20°C for 5hrs. LCMS showed 6 was consumed completely. The reaction mixture was quenched by addition water (5mL) at 20°C, and then extracted with DCM (10mL x 2). The combined organic layer concentrated under reduced pressure to give a residue. The residue was purified by prep-HPLC to give the desired product **Compound 27** (59.0mg, yield: 37%).

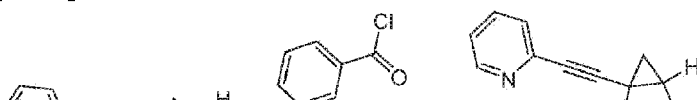
[0171] LCMS: m/z, 289.1 (M+H)<sup>+</sup>;

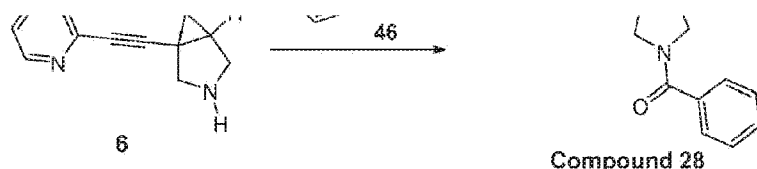
<sup>1</sup>H NMR (400 MHz CDCl<sub>3</sub>):  $\delta$  8.61 (m, 2H), 7.85 (m, 2H), 7.67 (m, 1H), 7.44 (m, 2H), 7.24 (m, 1H), 4.44 (m, 2H), 4.10 (m, 1H), 3.77 (t, *J* = 12.8Hz, 1H), 2.10 (m, 1H), 1.38 (m, 1H), 0.92 (m, 1H).

**Example Compound 28**

**Preparation of phenyl(1-(pyridin-2-ylethynyl)-3-azabicyclo[3.1.0]hexan-3-yl)methanone:**

[0172]





**Experimental section:**

**Procedure for preparation of Compound 28:**

[0173] To a solution of **6** (100mg, 542 $\mu$ mol) in DCM (2mL) was added TEA (109mg, 1.09mmol), **46** (80.1mg, 569 $\mu$ mol). The mixture was stirred at 0-20 °C for 2hrs. LCMS showed **6** was consumed completely. The reaction mixture was quenched by addition water (5mL) at 20°C, and extracted with DCM (10mL  $\times$  2). The combined organic layers were filtered and concentrated under reduced pressure to give a residue. The residue was purified by prep-HPLC to give the desired product **Compound 28** (67mg, yield: 42%).

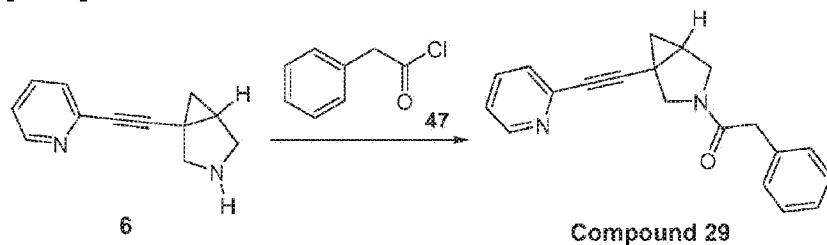
[0174] LCMS:  $m/z$ , 288.1 (M+H)<sup>+</sup>;

<sup>1</sup>H NMR (400 MHz CDCl<sub>3</sub>):  $\delta$  8.54 (s, 1H), 7.65 (m, 1H), 7.45 (d,  $J$  = 6Hz, 4 H), 7.36 (d,  $J$  = 7.6Hz, 1 H), 7.23 (d,  $J$  = 4.8Hz, 1 H), 7.50 (m, 1H), 3.85 (m, 3H), 2.09 (m, 1H), 1.37 (m, 1H), 0.85 (s, 1H).

**Example Compound 29**

**Preparation of 2-phenyl-1-(1-(pyridin-2-ylethynyl)-3-azabicyclo[3.1.0]hexan-3-yl)ethanone:**

[0175]



**Experimental section:**

**Procedure for preparation of Compound 29:**

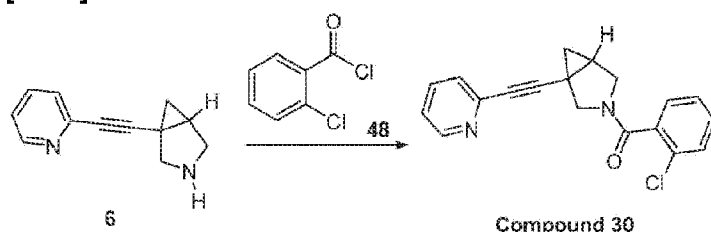
[0176] To a solution of **6** (100mg, 542 $\mu$ mol) in DCM (2mL), was added TEA (109mg, 1.09mmol) and **47** (92.3mg, 597 $\mu$ mol). The mixture was stirred at 0~20°C for 2hrs. LCMS showed **6** was consumed completely. The reaction mixture was quenched by addition water (5mL) at 20°C, and extracted with DCM (10mL x 2). The combined organic layers were filtered and concentrated under reduced pressure to give a residue. The residue was purified by prep-HPLC to give the desired product **Compound 29** (76.0mg, yield: 46%).

[0177] LCMS:  $m/z$ , 302.1 (M+H)<sup>+</sup>;

<sup>1</sup>H NMR (400 MHz CDCl<sub>3</sub>):  $\delta$  8.55 (d,  $J$ = 2.8Hz, 1 H), 7.64 (m, 1H), 7.34 (m, 7 H), 4.16 (d,  $J$ = 11.6Hz, 1 H), 3.96 (m, 1 H), 3.68(m, 4H), 2.03 (m, 1H), 1.35 (m, 1H), 0.76 (m, 1H).

**Example Compound 30****Preparation of (2-chlorophenyl)(1-(pyridin-2-ylethynyl)-3-azabicyclo[3.1.0]hexan-3-yl)methanone:**

[0178]

**Experimental section:****Procedure for preparation of Compound 30:**

[0179] To a solution of **6** (50.0mg, 271 $\mu$ mol) in DCM (1mL) was added TEA (54.9mg, 542 $\mu$ mol), and **48** (47.5mg, 271 $\mu$ mol). The mixture was stirred at 0°C for 1hr. LCMS showed **6** was consumed completely. The reaction mixture was quenched by addition water (5mL) at 0°C, and then extracted with DCM (10mL x 2). The combined organic layers were filtered and concentrated under reduced pressure to give a residue. The residue was purified by prep-HPLC to give the desired product **Compound 30** (35.0mg, yield: 39%).

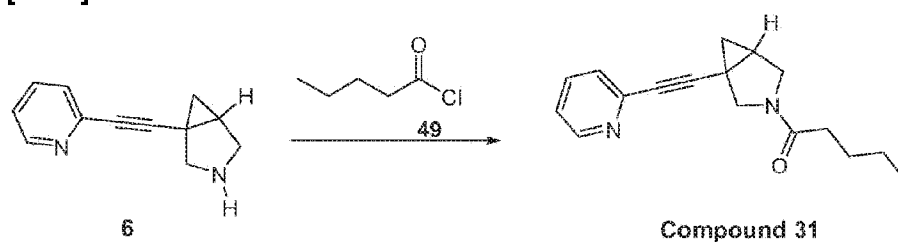
[0180] LCMS:  $m/z$ , 322.1 (M+H)<sup>+</sup>;

<sup>1</sup>H NMR (400 MHz CDCl<sub>3</sub>):  $\delta$  8.56 (m, 1 H), 7.66 (m, 1H), 7.42 (m, 4 H), 7.34 (m, 2 H), 4.41 (m, 1 H), 3.72 (m, 2 H), 3.46(m, 1H), 2.13 (m, 1H), 1.41 (m, 1H), 1.00 (s, 1H).

### Example Compound 31

#### *Preparation of 1-(1-(pyridin-2-ylethynyl)-3-azabicyclo[3.1.0]hexan-3-yl)pentan-1-one:*

[0181]



#### *Experimental section:*

#### *Procedure for preparation of Compound 31:*

[0182] To a solution of **6** (100mg, 542 $\mu$ mol) in DCM (2mL) was added TEA (109mg, 1.09mmol), and **49** (68.7mg, 569 $\mu$ mol). The mixture was stirred at 0~20 °C for 2hrs. LCMS showed **6** was consumed completely. The reaction mixture was quenched by addition water (5mL) at 20°C, and extracted with DCM (10mL x 2). The combined organic layers were filtered and concentrated under reduced pressure to give a residue. The residue was purified by prep-HPLC to give the desired product **Compound 31** (98mg, yield: 67%).

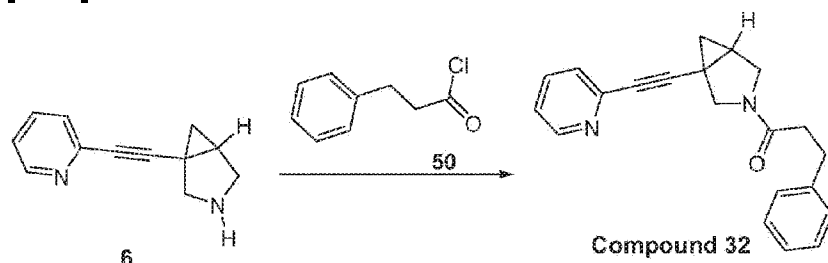
[0183] LCMS:  $m/z$ , 268.1 (M+H)<sup>+</sup>;

<sup>1</sup>H NMR (400 MHz CDCl<sub>3</sub>):  $\delta$  8.53 (t,  $J$  = 8Hz, 1 H), 7.61 (m, 1H), 7.37 (t,  $J$  = 14Hz, 1 H), 7.19 (m, 1 H), 4.10 (d,  $J$  = 12Hz, 1 H), 3.89 (d,  $J$  = 12Hz, 1 H), 3.78 (d,  $J$  = 10Hz, 1 H), 3.72 (m, 1H), 3.56 (m, 2H), 2.24 (m, 2H), 2.05 (m, 1H), 1.60 (m, 1H), 1.36 (m, 3H), 0.92 (m, 3H), 0.81 (t,  $J$  = 10Hz, 1H).

### Example Compound 32

**Preparation of 3-phenyl-1-(1-(pyridin-2-ylethynyl)-3-azabicyclo[3.1.0]hexan-3-yl)propan-1-one:**

[0184]



**Experimental section:**

**Procedure for preparation of Compound 32:**

[0185] To a solution of **6** (100mg, 542 $\mu$ mol) in DCM (2mL), was added TEA (109mg, 1.09mmol) and **50** (91.5mg, 542 $\mu$ mol). The mixture was stirred at 0~20°C for 2hrs. LCMS showed **6** was consumed completely. The reaction mixture was quenched by addition water (5mL) at 20°C, and extracted with DCM (10mL x 2). The combined organic layers were filtered and concentrated under reduced pressure to give a residue. The residue was purified by prep-HPLC to give the desired product Compound 32 (86.0mg, yield: 50%).

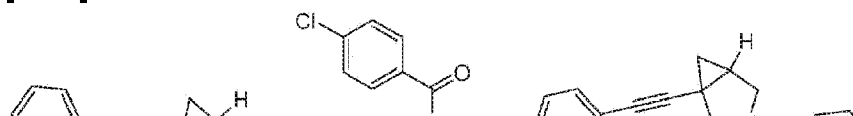
[0186] LCMS:  $m/z$ , 316.1 (M+H)<sup>+</sup>;

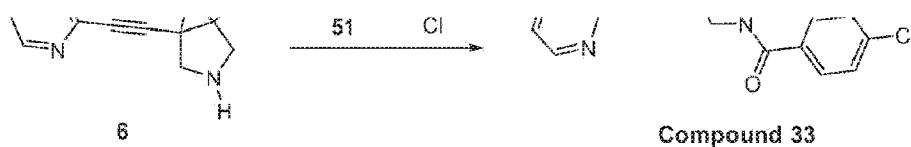
<sup>1</sup>H NMR (400 MHz CDCl<sub>3</sub>):  $\delta$  8.55 (d,  $J$ = 4.4Hz, 1 H), 7.64 (m, 1H), 7.38 (m, 7 H), 4.12 (m, 1 H), 3.70 (m, 3 H), 2.98 (t,  $J$ = 15.6Hz, 2 H), 2.56 (m, 2 H), 2.02(m, 1H), 1.34 (m, 1H), 0.72 (m, 1H).

**Example Compound 33**

**Preparation of (4-chlorophenyl)(1-(pyridin-2-ylethynyl)-3-azabicyclo[3.1.0]hexan-3-yl)methanone:**

[0187]



**Experimental section:****Procedure for preparation of Compound 33:**

[0188] To a solution of 6 (50.0mg, 271 $\mu$ mol) in DCM (1mL) was added TEA (54.9mg, 542 $\mu$ mol) and 51 (47.5mg, 271 $\mu$ mol). The mixture was stirred at 0°C for 1hr. LCMS showed 6 was consumed completely. The reaction mixture was quenched by addition water (5mL) at 20°C, and extracted with DCM (10mL x 2). The combined organic layers were filtered and concentrated under reduced pressure to give a residue. The residue was purified by prep-HPLC to give the desired product **Compound 33** (34.0mg, yield: 38%).

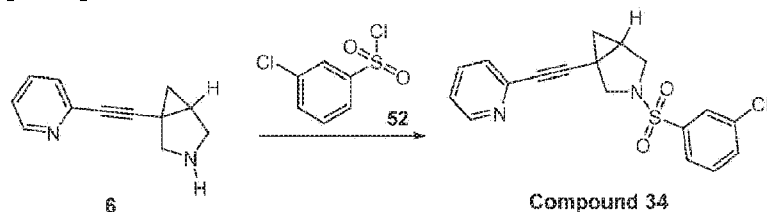
[0189] LCMS:  $m/z$ , 322.1 (M+H)<sup>+</sup>;

<sup>1</sup>H NMR (400 MHz CDCl<sub>3</sub>):  $\delta$  8.56 (s, 1H), 7.65 (d,  $J$ = 7.2Hz, 1H), 7.41 (m, 5H), 7.23 (m, 1H), 4.49 (m, 1H), 3.86 (m, 3H), 2.09 (m, 1H), 1.38 (m, 1H), 0.85(s, 1H).

**Example Compound 34**

**Preparation of 3-((3-chlorophenyl)sulfonyl)-1-(pyridin-2-ylethynyl)-3-azabicyclo[3.1.0]hexane:**

[0190]

**Experimental section:****Procedure for preparation of Compound 34:**



[0191] To a solution of **6** (100mg, 542 $\mu$ mol) in DCM (2mL) was added TEA (109mg, 1.09mmol), and **52** (120mg, 569 $\mu$ mol). The mixture was stirred at 0~20 °C for 1hr. LCMS showed **6** was consumed completely. The reaction mixture was quenched by addition water (5mL) at 20°C, and extracted with DCM (10mL x 2). The combined organic layers were filtered and concentrated under reduced pressure to give a residue. The residue was purified by prep-HPLC to give the desired product **Compound 34** (93.0mg, yield: 47%).

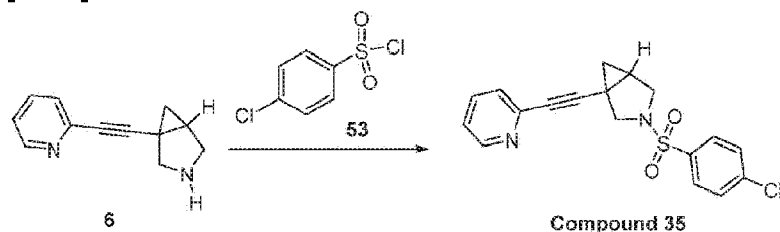
[0192] LCMS:  $m/z$ , 358.1 (M+H)<sup>+</sup>;

<sup>1</sup>H NMR (400 MHz CDCl<sub>3</sub>):  $\delta$  8.55 (d,  $J$  = 4.4Hz, 1H), 7.82 (s, 1H), 7.72 (d,  $J$  = 7.6Hz, 1H), 7.70 (m, 2H), 7.53 (t,  $J$  = 8Hz, 1 H), 7.35 (d,  $J$  = 8Hz, 1 H), 7.22 (m, 1 H), 3.81 (d,  $J$  = 9.2 Hz, 1 H), 3.64 (d,  $J$  = 9.6 Hz, 1 H), 3.23 (m, 2H), 1.98 (m, 1H), 1.30 (m, 1H), 1.17 (t,  $J$  = 10.4 Hz, 1 H).

### Example Compound 35

**Preparation of 3-((4-chlorophenyl)sulfonyl)-1-(pyridin-2-ylethynyl)-3-azabicyclo[3.1.0]hexane:**

[0193]



### Experimental section:

#### Procedure for preparation of Compound 35:

[0194] To a solution of **6** (100mg, 542 $\mu$ mol) in DCM (2mL) was added TEA (109mg, 1.09mmol) and **53** (120mg, 569 $\mu$ mol). The mixture was stirred at 0~20 °C for 2hrs. LCMS showed **6** was consumed completely. The reaction mixture was quenched by addition water (5mL) at 20°C, and extracted with DCM (10mL x 2). The combined organic layers were filtered and concentrated under reduced pressure to give a residue. The residue was purified by prep-HPLC to give the desired product **Compound 35** (84.0mg, yield: 43%).

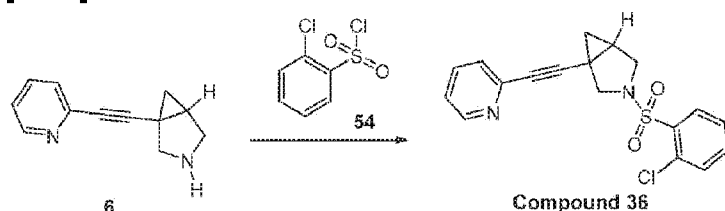
[0195] LCMS:  $m/z$ , 358.1 (M+H)<sup>+</sup>;

<sup>1</sup>H NMR (400 MHz CDCl<sub>3</sub>):  $\delta$  8.50 (d,  $J$  = 4.4Hz, 1H), 7.73 (d,  $J$  = 8.8Hz, 2H), 7.59 (t,  $J$  = 7.6Hz, 1H), 7.52 (d,  $J$  = 8.4Hz, 2H), 7.32 (d,  $J$  = 7.6Hz, 1H), 7.19 (t,  $J$  = 6Hz, 1H), 3.75 (d,  $J$  = 9.2Hz, 1H), 3.58 (d,  $J$  = 9.6Hz, 1H), 3.16 (m, 2H), 1.92 (m, 1H), 1.25 (m, 1H), 1.13 (t,  $J$  = 10Hz, 1H).

### Example Compound 36

**Preparation of 3-((2-chlorophenyl)sulfonyl)-1-(pyridin-2-ylethynyl)-3-azabicyclo[3.1.0]hexane:**

[0196]



### Experimental section:

#### Procedure for preparation of Compound 36:

[0197] To a solution of 6 (100mg, 542 $\mu$ mol) in DCM (2mL) was added TEA (109mg, 1.09mmol) and 54 (120mg, 569 $\mu$ mol). The mixture was stirred at 0~20 °C for 1hr. LCMS showed 6 was consumed completely. The reaction mixture was quenched by addition water (5mL) at 20°C, and extracted with DCM (10mL x 2). The combined organic layers were filtered and concentrated under reduced pressure to give a residue. The residue was purified by prep-HPLC to give the desired product **Compound 36** (73.0 mg, 37% yield) was obtained as a white solid.

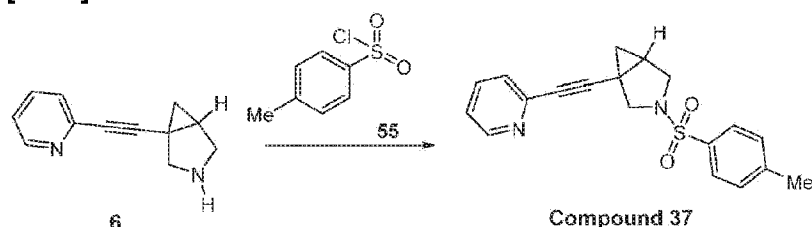
[0198] LCMS:  $m/z$ , 358.1 (M+H)<sup>+</sup>;

<sup>1</sup>H NMR (400 MHz CDCl<sub>3</sub>) :  $\delta$  8.55 (d,  $J$  = 4.4Hz, 1H), 8.09 (d,  $J$  = 8Hz, 1H), 7.65 (m, 1H), 7.55 (m, 2H), 7.43 (m, 2H), 7.22 (m, 1H), 3.85 (d,  $J$  = 9.6Hz, 1H), 3.71 (d,  $J$  = 10Hz, 1H), 3.58 (m, 2H), 2.02 (m, 1H), 1.32 (m, 1H), 1.15 (t,  $J$  = 10Hz, 1H).

### Example Compound 37

**Preparation of 1-(pyridin-2-ylthynyl)-3-tosyl-3-azabicyclo[3.1.0]hexane:**

[0199]

**Experimental section:****Procedure for preparation of Compound 37:**

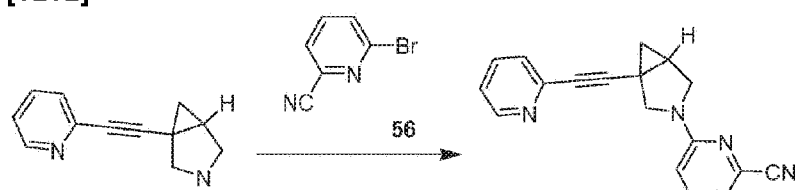
[0200] To a solution of 6 (100mg, 542μmol) in DCM (2mL) was added TEA (109mg, 1.09mmol) and **55** (108mg, 569μmol). The mixture was stirred at 0~20 °C for 1hr. LCMS showed 6 was consumed completely. The reaction mixture was quenched by addition water (5mL) at 20°C, and extracted with DCM (10mL x 2). The combined organic layers were filtered and concentrated under reduced pressure to give a residue. The residue was purified by prep-HPLC to give the desired product **Compound 37** (68.0mg, yield: 37%).

[0201] LCMS:  $m/z$ , 338.1 (M+H)<sup>+</sup>;

<sup>1</sup>H NMR (400 MHz CDCl<sub>3</sub>) : δ 8.54 (d,  $J$  = 4.4Hz, 1H), 7.71 (m, 3H), 7.38 (t,  $J$  = 17.2Hz, 3H), 7.22 (t,  $J$  = 5.2Hz, 1H), 3.77 (d,  $J$  = 9.2Hz, 1H), 3.61 (d,  $J$  = 9.2Hz, 1H), 3.18 (m, 2H), 2.47 (s, 3H), 1.93 (m, 1H), 1.27 (m, 2H).

**Example Compound 38****Preparation of 6-(1-(pyridin-2-ylethynyl)-3-azabicyclo[3.1.0]hexan-3-yl)picolinonitrile:**

[0202]



6 H

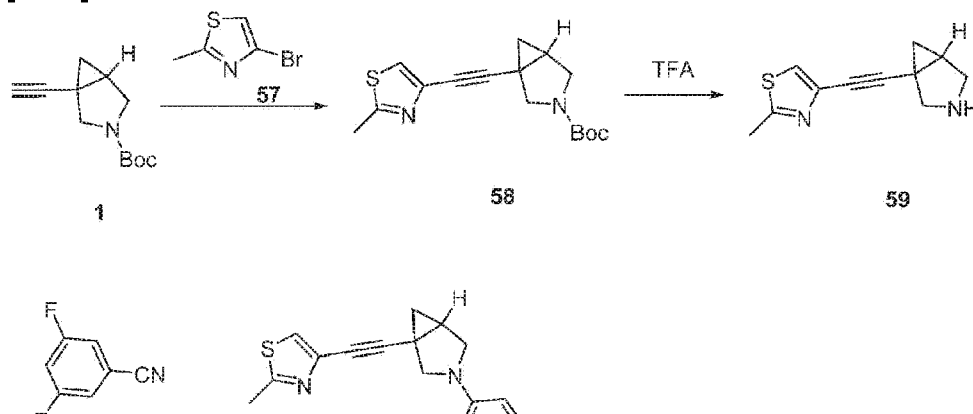
Compound 38

**Experimental section:****Procedure for preparation of Compound 38:**

**[0203]** A mixture of compound **6** (100mg, 542 $\mu$ mol), **54** (109mg, 597 $\mu$ mol), Cs<sub>2</sub>CO<sub>3</sub> (353mg, 1.09mmol), Xantphos (31.4mg, 54.2 $\mu$ mol) and Pd<sub>2</sub>(dba)<sub>3</sub> (49.7mg, 54.2 $\mu$ mol) in dioxane (5mL) was degassed and purged with N<sub>2</sub> for 3 times, and then the mixture was stirred at 80°C for 16hrs under N<sub>2</sub> atmosphere. LCMS showed 10% of reactant **6** was remained. The reaction mixture was quenched by addition H<sub>2</sub>O (5mL) at rt., and then diluted with EA (10mL) and extracted with EA (15mL x 3). The combined organic layers were washed with brine (20mL x 2), filtered and concentrated under reduced pressure to give a residue. The residue was purified by prep-HPLC to give the desired product **Compound 38** (9.00mg, yield: 5%).

**[0204] LCMS:** m/z, 286.1 (M+H)<sup>+</sup>;

**<sup>1</sup>H NMR(400MHz CDCl<sub>3</sub>):**  $\delta$  8.56 (d,  $J$  = 4.8Hz, 1H), 7.64 (t,  $J$  = 7.6Hz, 1H), 7.51 (t,  $J$  = 7.6Hz, 1H), 7.41 (d,  $J$  = 8Hz, 1H), 7.23 (m, 1H), 6.98 (d,  $J$  = 7.2Hz, 1H), 6.54 (d,  $J$  = 8.8Hz, 1H), 3.98 (d,  $J$  = 10Hz, 1H), 3.82 (d,  $J$  = 10.4Hz, 1H), 3.65 (m, 2H), 2.20 (m, 1H), 1.45 (m, 1H), 0.96 (t,  $J$  = 6Hz, 1H).

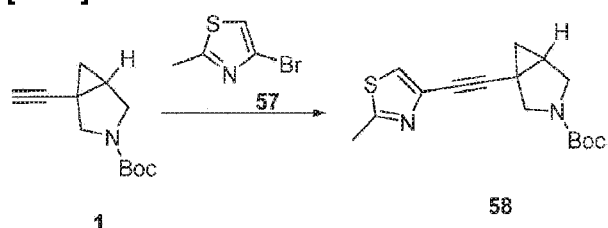
**Example Compound 39****Preparation of 3-fluoro-5-(1-((2-methylthiazol-4-yl)ethynyl)-3-azabicyclo[3.1.0]hexan-3-yl)benzonitrile:****[0205]**



### Experimental section:

#### Procedure for preparation of 58:

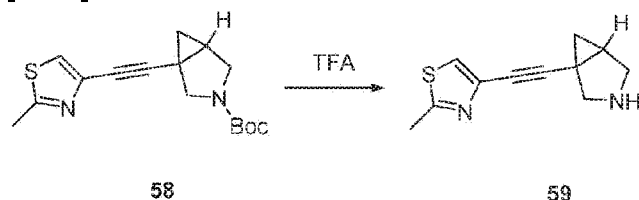
[0206]



[0207] A mixture of 1 (1.00g, 4.82mmol), 57 (944mg, 5.30mmol), CuI (91.8mg, 482μmol), PPh<sub>3</sub> (126mg, 482μmol) and Pd(PPh<sub>3</sub>)<sub>2</sub>Cl<sub>2</sub> (169mg, 241μmol) in THF (10mL) and TEA (10mL) was degassed and purged with N<sub>2</sub> for 3 times, and then the mixture was stirred at 35~40°C for 16hrs under N<sub>2</sub> atmosphere. LCMS and TLC showed reactant 1 was consumed completely. The reaction mixture was concentrated under vacuo at 40°C. The residue was purified by silica column chromatography to give product 58 (921mg, yield: 62%).

#### Procedure for preparation of 59:

[0208]

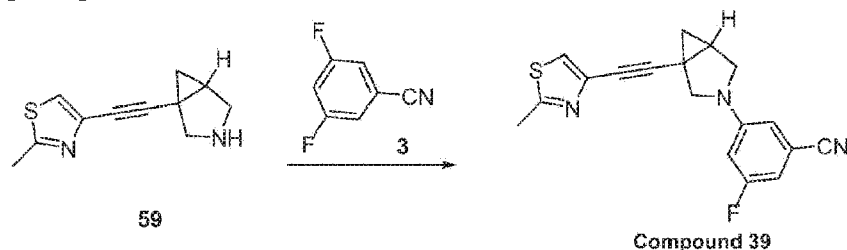


[0209] To a solution of 58 (500mg, 1.64mmol) in DCM (10mL) was added TFA (7.65mg, 67.0mmol). The mixture was stirred at 20°C for 1hr. LCMS showed reactant 58 was consumed completely. The reaction mixture was concentrated under reduced pressure to remove solvent. The residue was dissolved in MeOH (50mL) then the pH debugging to 8-9 by basic resin, filtered and concentrated under reduced pressure to give a residue to give product 59 (302mg, crude), which was used for the next step without purification.

[0210] LCMS:  $m/z$ , 205.2 (M+H)<sup>+</sup>;

**Procedure for preparation of Compound 39:**

[0211]



[0212] To a solution of 59 (150mg, 734 $\mu$ mol) in DMF (1mL) was added K<sub>2</sub>CO<sub>3</sub> (202mg, 1.47mmol) and 3 (112mg, 807 $\mu$ mol). The mixture was stirred at 110°C for 16hrs. LCMS showed 28% of reactant **59** was remained. The reaction mixture was quenched by addition water (10mL) at 20°C, and extracted with EA (20mL x 2). The combined organic layers were filtered and concentrated under reduced pressure to give a residue. The residue was purified by prep-HPLC to give the desired product **Compound 39** (73.0mg, yield: 30%).

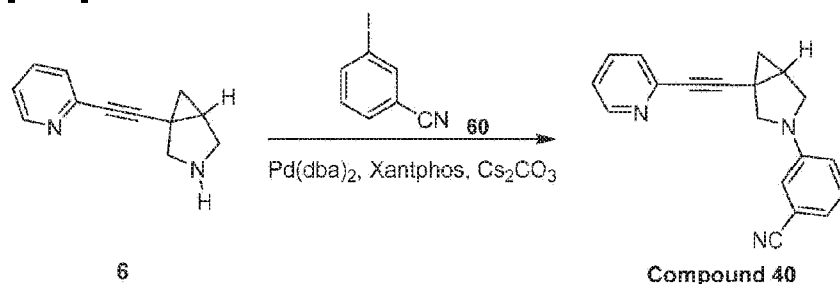
[0213] LCMS:  $m/z$ , 323.1 (M+H)<sup>+</sup>;

<sup>1</sup>H NMR (400 MHz CDCl<sub>3</sub>) :  $\delta$  7.28 (d,  $J$  = 6.4Hz, 1H), 6.69 (d,  $J$  = 7.6Hz, 1H), 6.56 (s, 1H), 6.45 (m, 1H), 3.73 (d,  $J$  = 9.2Hz, 1H), 3.54 (m, 3H), 2.72(s, 3H), 2.20 (m, 1H), 1.43 (m, 1H), 0.99 (t,  $J$  = 9.6 Hz, 1H).

**Example Compound 40**

**Preparation of 3-(1-(pyridin-2-ylethynyl)-3-azabicyclo[3.1.0]hexan-3-yl)benzonitrile:**

[0214]



**Experimental section:****Procedure for preparation of Compound 40:**

[0215] To a mixture of **6** (300 mg, 1.63 mmol) in anhydrous dioxane (10.00 mL) was added  $\text{Cs}_2\text{CO}_3$  (1.59 g, 4.89 mmol), Xtanphos (94.32 mg, 163.00  $\mu\text{mol}$ ), **60** (373.30 mg, 1.63 mmol) and  $\text{Pd}_2(\text{dba})_3$  (149.26 mg, 163.00  $\mu\text{mol}$ ) at 5-10°C. The mixture was degassed and purged with  $\text{N}_2$  for 3 times, and then the mixture was stirred at 80 °C for 16 hr. LCMS showed the starting material was consumed completely and the desired product was detected. TLC showed the starting material was consumed completely. The mixture was cooled to 15°C and concentrated to remove dioxane. The mixture was dissolved in EtOAc (50mL) and  $\text{H}_2\text{O}$  (50 mL). The aqueous layer was extracted with EtOAc (30 mL x 3), the combined organic layers were washed with brine (5 mL), dried over anhydrous  $\text{Na}_2\text{SO}_4$ , filtered and concentrated under reduced pressure to give a residue. The residue was purified by column chromatography to give the crude product. The crude product was purified by prep-HPLC to give the desired product **Compound 40** (44.25 mg, yield: 9%) as a yellow solid.

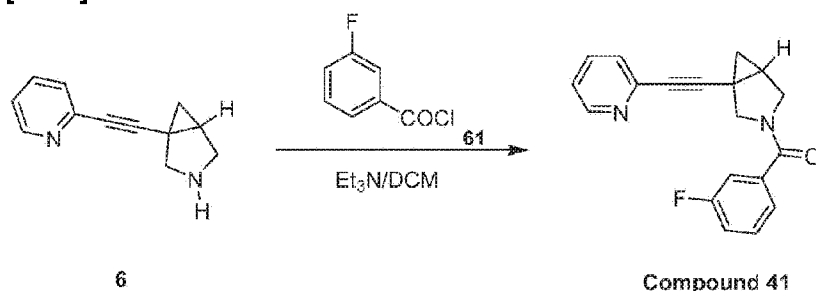
[0216] LCMS:  $m/z$ , 286.1 ( $\text{M}+\text{H}$ )<sup>+</sup>;

<sup>1</sup>H NMR (400 MHz  $\text{CDCl}_3$ ) :  $\delta$  8.55 (d,  $J$  = 4.4 Hz, 1H), 7.64 (t,  $J$  = 5.6 Hz, 1H), 7.49 (d,  $J$  = 8.0 Hz, 1H), 7.20-7.29 (m, 2H), 6.98 (d,  $J$  = 7.2 Hz, 1H), 6.73-6.67 (m, 2H), 3.77 (d,  $J$  = 8.8 Hz, 1H), 3.56 (d,  $J$  = 8.8 Hz, 1H), 3.47 (d,  $J$  = 8.8 Hz, 1H), 3.40-3.43 (m, 1H), 2.17-2.21 (m, 1H), 1.41 (dd,  $J$  = 8.0, 3.2 Hz, 1H), 1.03 (t,  $J$  = 4.8Hz, 1H).

**Example Compound 41**

**Preparation of (3-fluorophenyl)-(1-(pyridin-2-ylethynyl)-3-azabicyclo[3.1.0]hexan-3-yl)methanone :**

[0217]



**Experimental section:****Procedure for preparation of Compound 41:**

[0218] To a solution of compound 6 (250 mg, 1.36 mmol) in DCM (1.00 mL) was added Et<sub>3</sub>N (549 mg, 5.43 mmol) at 5-10°C. The mixture was stirred at 15°C for 15 mins. Then **61** (258 mg, 1.63 mmol) was added to the above mixture at 5-10°C. The mixture was stirred at 15°C for 2 hr. TLC showed the starting material was consumed completely. The mixture was poured into H<sub>2</sub>O (5 mL) at 5-10°C. The aqueous layer was extracted with DCM (5 mL x 2), the combined organic layers were washed with brine (2 mL), dried over anhydrous Na<sub>2</sub>SO<sub>4</sub>, filtered and concentrated under reduced pressure to give a residue. The residue was purified by prep-HPLC to give the desired product **Compound 41** (25.15 mg, yield: 6%) as yellow oil.

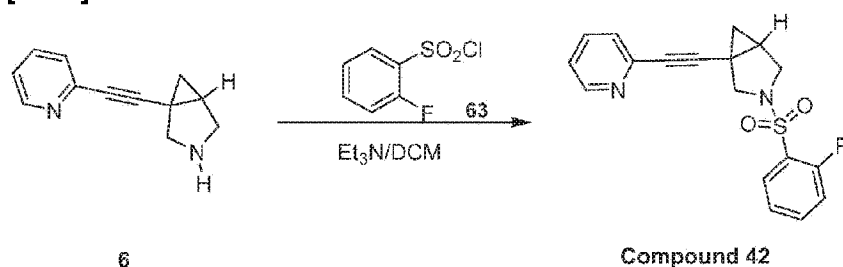
[0219] LCMS: *m/z*, 307.1 (M+H)<sup>+</sup>;

<sup>1</sup>H NMR (400 MHz CDCl<sub>3</sub>) : δ 8.55 (s, 1H), 7.61-7.67 (m, 1H), 7.36-7.41 (m, 2H), 7.15-7.23 (m, 4H), 4.25-4.48 (m, 1H), 3.50-3.85 (m, 3H), 2.00-2.09 (m, 1H), 1.36 (t, *J* = 6.4 Hz, 1H), 0.84 (br.s, 1H).

**Example Compound 42**

**Preparation of 3-((2-fluorophenyl)sulfonyl)-1-(pyridin-2-ylethynyl)-3-azabicyclo[3.1.0]hexane :**

[0220]

**Experimental section:****Procedure for preparation of Compound 42**



**[0221]** To a solution of compound **6** (250 mg, 1.36 mmol) in DCM (1.00 mL) was added Et<sub>3</sub>N (549 mg, 5.43 mmol) at 5-10°C. The mixture was stirred at 15°C for 15 mins. Then added **63** (317 mg, 1.63 mmol) to the above mixture at 5-10°C. The mixture was stirred at 15°C for 2 hr. TLC showed the starting material was consumed completely. The mixture was poured into H<sub>2</sub>O (5 mL) at 5-10°C. The aqueous layer was extracted with DCM (5 mL x 2), the combined organic layers were washed with brine (2 mL), dried over anhydrous Na<sub>2</sub>SO<sub>4</sub>, filtered and concentrated under reduced pressure to give a residue. The crude product was purified by prep-HPLC to give the desired product **Compound 42** (28.18 mg, yield: 6%) as a yellow solid.

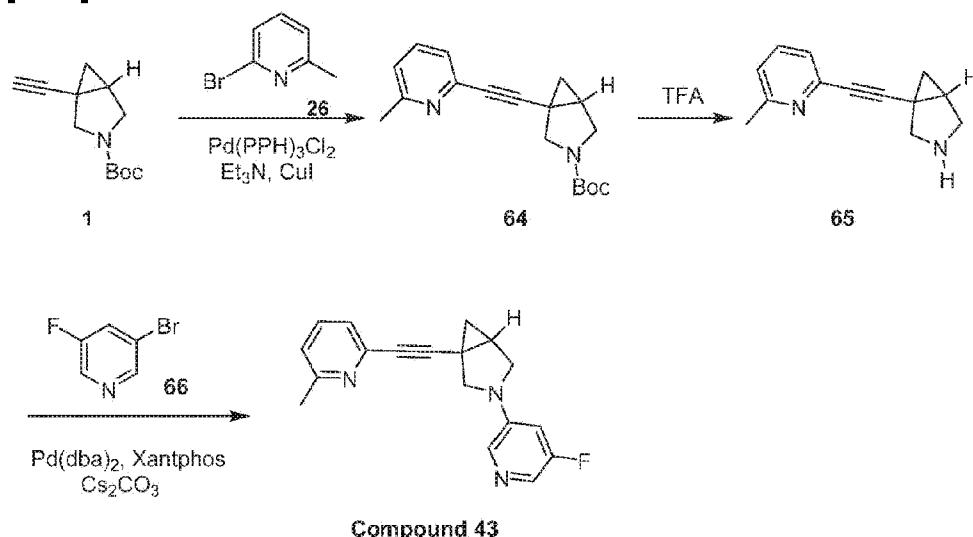
**[0222] LCMS:**  $m/z$ , 343.1 (M+H)<sup>+</sup>;

**<sup>1</sup>H NMR** (400 MHz CDCl<sub>3</sub>) : δ 8.51 (d, *J* = 4.0 Hz, 1H), 7.86 (t, *J* = 7.8 Hz, 1H), 7.59-7.61 (m, 2H), 7.20-7.35 (m, 4H), 3.81 (d, *J* = 9.2 Hz, 1H), 3.66 (d, *J* = 9.2 Hz, 1H), 3.39-3.42 (d, *J* = 9.2 Hz, 2H), 1.94-2.04 (m, 1H), 1.24-1.28 (m, 1 H), 1.08 (t, *J* = 5.2 Hz, 1H).

### Example Compound 43

**Preparation of 3-(5-fluoropyridin-3-yl)-1-((6-methylpyridin-2-yl)ethynyl)-3-azabicyclo[3.1.0]hexane :**

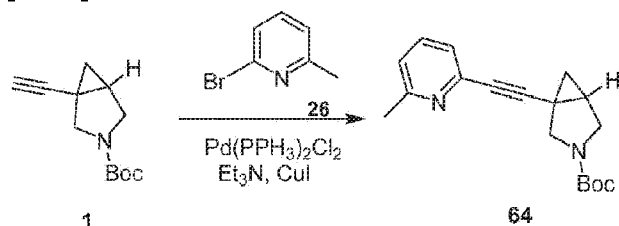
**[0223]**



**Experimental section:**

**Procedure for preparation of 65:**

[0224]

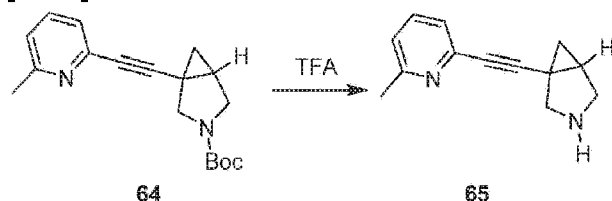


[0225] To a solution of compound **1** (1.00 g, 4.82 mmol) and  $\text{Et}_3\text{N}$  (6.83 g, 67.5 mmol) in THF (3 mL) was added **26** (994.96 mg, 5.78 mmol),  $\text{Pd}(\text{PPh}_3)_2\text{Cl}_2$  (169.16 mg, 241.00  $\mu\text{mol}$ ),  $\text{PPh}_3$  (126.42 mg, 482  $\mu\text{mol}$ ) and  $\text{CuI}$  (91.8 mg, 482  $\mu\text{mol}$ ) at  $15^\circ\text{C}$ . The mixture was bubbling with  $\text{N}_2$  at  $15^\circ\text{C}$ . The mixture was stirred at  $40^\circ\text{C}$  for 16 hr. TLC showed the starting material was consumed completely and a main spot was detected. The mixture was poured into  $\text{H}_2\text{O}$  (30 mL) at  $5\text{--}10^\circ\text{C}$ . The aqueous layer was extracted with  $\text{EtOAc}$  (15 mL x 3). The combined organic layers were washed with brine (10 mL), dried over anhydrous  $\text{Na}_2\text{SO}_4$ , filtered and concentrated under reduced pressure to give a residue. The residue was purified by column chromatography to give the desired product **64** (0.65 g, yield: 45%) as yellow oil.

[0226]  $^1\text{H}$  NMR (400 MHz  $\text{CDCl}_3$ ):  $\delta$  7.52 (t,  $J = 8.0$  Hz, 1H), 7.21 (t,  $J = 6.4$  Hz, 1H), 7.07 (d,  $J = 8.0$  Hz, 1H), 3.74–3.87 (m, 1H), 3.45–3.66 (m, 3H), 2.45 (s, 3H), 1.94–1.95 (m, 1H), 1.45 (s, 9H), 1.31 (dd,  $J = 8.0, 4.8$  Hz, 1H), 0.83 (t,  $J = 4.8$  Hz, 1H).

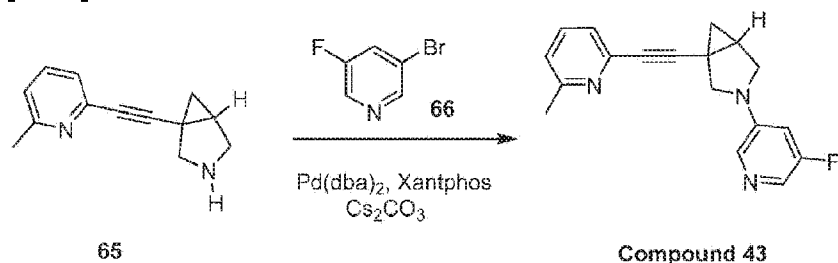
**Procedure for preparation of 66:**

[0227]



[0228] To a solution of compound **64** (650 mg, 2.18 mmol) in DCM (10 mL) was added TFA (4.47 g, 39.2 mmol) at  $5\text{--}10^\circ\text{C}$ . The mixture was stirred at  $15^\circ\text{C}$  for 2 hr. TLC showed the starting material was consumed completely. The mixture was concentrated to give product **65** (1.20 g, crude) as yellow oil, which was used to the next step directly.

[0229]  $^1\text{H}$  NMR (400 MHz  $\text{CDCl}_3$ ):  $\delta$  8.21 (t,  $J = 8.0$  Hz, 1H), 7.58–7.73 (m, 3H), 3.58–3.74 (m, 4H), 2.83 (s, 3H), 2.39 (s, 1H), 1.53–1.56 (m, 2H).

**Procedure for preparation of Compound 43:****[0230]**

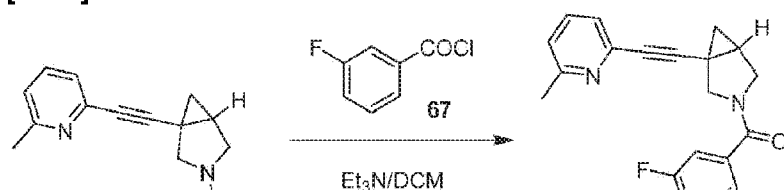
**[0231]** To a solution of compound **65** (300 mg, 1.51 mmol) in anhydrous dioxane (10.00 mL) was added  $\text{Cs}_2\text{CO}_3$  (1.48 g, 4.53 mmol), Xantphos (87.4 mg, 151.00  $\mu\text{mol}$ ), **66** (266 mg, 1.51 mmol) and  $\text{Pd}_2(\text{dba})_3$  (138.27 mg, 151.00  $\mu\text{mol}$ ) at 5-10°C. The mixture was degassed with  $\text{N}_2$  with 3 times and the mixture was stirred at 80°C for 16 hr. TLC showed the starting material was consumed completely and the main spot was detected. The mixture was cooled to 15°C. The mixture was poured into  $\text{H}_2\text{O}$  (50 mL) at 0-5°C. The aqueous layer were extracted with EtOAc (25 mL x 3). The combined organic layers were washed with brine (15 mL), dried over anhydrous  $\text{Na}_2\text{SO}_4$ , filtered and concentrated under reduced pressure to give a residue. The residue was purified by column chromatography to give the crude product. The crude product was purified by prep-HPLC to give the desired product **Compound 43** (23.15 mg, yield: 5%) as yellow oil.

**[0232] LCMS:**  $m/z$ , 294.1 ( $\text{M}+\text{H}$ )<sup>+</sup>;

<sup>1</sup>H NMR (400 MHz  $\text{CDCl}_3$ ) :  $\delta$  7.86 (d,  $J$  = 2.0 Hz, 1 H), 7.80 (s, 1H), 7.54 (t,  $J$  = 8.0 Hz, 1 H), 7.23 (d,  $J$  = 8.0 Hz, 1 H), 7.09 (d,  $J$  = 8.0 Hz, 1H), 6.51-6.55 (m, 1H), 3.77 (d,  $J$  = 8.8 Hz, 1H), 3.42-3.58 (m, 3H), 2.18-2.22 (m, 1H), 1.42-1.45 (m, 1H), 1.02 (t,  $J$  = 4.8 Hz, 1 H).

**Example Compound 44**

**Preparation of (3-fluorophenyl)-(1-((6-methylpyridin-2-yl)ethynyl)-3-azabicyclo[3.1.0]hexan-3-yl)methanone:**

**[0233]**



### Experimental section:

#### Procedure for preparation of Compound 44:

**[0234]** To a solution of compound **65** (250 mg, 1.26 mmol) in DCM (2.00 mL) was added Et<sub>3</sub>N (1.28 g, 12.6 mmol) at 5-10°C. The mixture was stirred at 15°C for 15 mins. **67** (240 mg, 1.51 mmol) was added to the above mixture at 5-10°C. The mixture was stirred at 15°C for 2 hr. TLC showed the starting material was consumed completely. The mixture was poured into ice-water (5 mL), the aqueous layer was extracted with DCM (5 mL x 2), the combined organic layers were washed with brine (2 mL), dried over anhydrous Na<sub>2</sub>SO<sub>4</sub>, filtered and concentrated under reduced pressure to give a residue. The residue was purified by prep-HPLC to give the desired product **Compound 44** (42.15 mg, yield: 10%) as yellow oil.

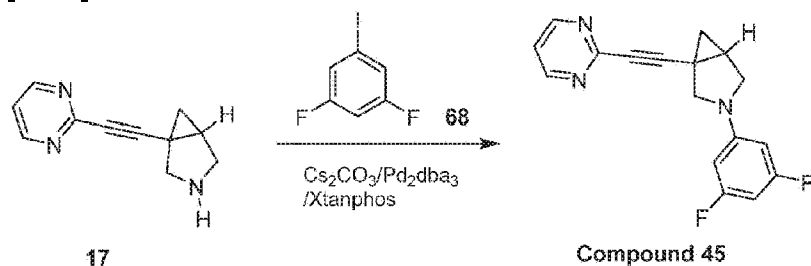
**[0235]** LCMS: *m/z*, 321.1 (M+H)<sup>+</sup>;

<sup>1</sup>H NMR (400 MHz CDCl<sub>3</sub>) : δ 7.48-7.51 (m, 1 H), 7.35-7.46 (m, 1H), 7.06-7.23 (m, 5H), 4.21-4.44 (m, 1H), 3.46-3.82 (m, 3H), 2.51 (d, *J* = 7.2 Hz, 3H), 1.96-2.08 (m, 1H), 1.31-1.35 (m, 1H), 0.79 (t, *J* = 4.8 Hz, 1H 1H).

#### Example Compound 45

**Preparation of 3-(3,5-difluorophenyl)-1-(pyrimidin-2-ylethynyl)-3-azabicyclo[3.1.0]hexane :**

**[0236]**



### Experimental section:

**Procedure for preparation of Compound 45:**

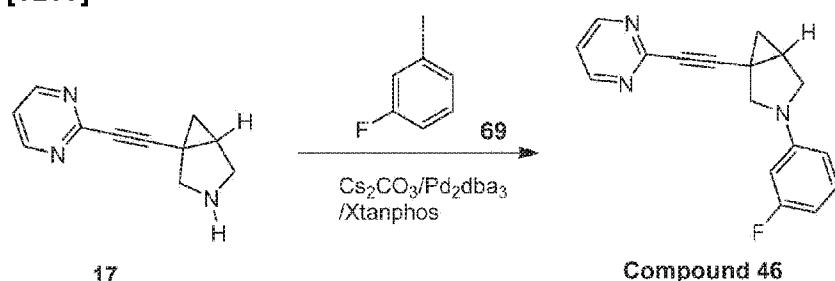
[0237] To a solution of **17** (300 mg, 1.62 mmol) in anhydrous dioxane (10 mL) was added  $\text{Cs}_2\text{CO}_3$  (1.58 g, 4.86 mmol), compound **72** (389 mg, 1.62 mmol), Xtanphos (93.7 mg, 162  $\mu\text{mol}$ ) and  $\text{Pd}_2(\text{dba})_3$  (148 mg, 162  $\mu\text{mol}$ ) at 5-15°C. The mixture was degassed with  $\text{N}_2$  for 3 times and stirred at 80°C for 16 hr. LCMS showed the starting material was consumed completely and the desired product was detected. TLC showed the starting material was consumed completely. The mixture was cooled to 15°C and concentrated to remove dioxane. The mixture was dissolved EtOAc (50mL) and  $\text{H}_2\text{O}$  (50 mL). The aqueous layer was extracted with EtOAc (30 mL x 3), the combined organic layers were washed with brine (5 mL), dried over anhydrous  $\text{Na}_2\text{SO}_4$ , filtered and concentrated under reduced pressure to give a residue. The residue was purified by column chromatography to give the crude product. The crude product was purified by prep-HPLC to give the desired product Compound **45** (20.13 mg, yield: 4%) as a yellow solid.

[0238] LCMS:  $m/z$ , 298.1 ( $\text{M}+\text{H}$ )<sup>+</sup>;

<sup>1</sup>H NMR (400 MHz  $\text{CDCl}_3$ ) :  $\delta$  8.71 (d,  $J$  = 4.8 Hz, 1H), 7.24 (t,  $J$  = 4.8 Hz, 1H), 6.17 (dd,  $J$  = 10.4, 2.8 Hz, 1H), 6.03 (d,  $J$  = 8.4 Hz, 2H), 3.73 (d,  $J$  = 8.8 Hz, 1H), 3.50 (d,  $J$  = 8.0 Hz, 1H), 3.40-3.43 (m, 1H), 2.22-2.27 (m, 1H), 1.47-1.50 (m, 1H), 1.07 (t,  $J$  = 4.8 Hz, 1H).

**Example Compound 46****Preparation of 3-(3-fluorophenyl)-1-(pyrimidin-2-ylethynyl)-3-azabicyclo[3.1.0]hexane :**

[0239]

**Experimental section:****Procedure for preparation of Compound 46:**

[0240] To a mixture of 17 (300 mg, 1.62 mmol) in anhydrous dioxane (10 mL) was  $\text{Cs}_2\text{CO}_3$  (1.58 g, 4.86 mmol), Xtanphos (93.7 mg, 162  $\mu\text{mol}$ ), compound 69 (359 mg, 1.62 mmol) and  $\text{Pd}_2(\text{dba})_3$  (148 mg, 162  $\mu\text{mol}$ ) at 5-10°C. The mixture was degassed and purged with  $\text{N}_2$  for 3 times, and then the mixture was stirred at 80°C for 16 hrs under  $\text{N}_2$  atmosphere. LCMS showed the starting material was consumed completely and the desired product was detected. TLC showed the starting material was consumed completely. The mixture was poured into  $\text{H}_2\text{O}$  (50 mL). The aqueous layer was extracted with EtOAc (50 mL x 3) and the combined organic layers were washed with brine (15 mL), dried over anhydrous  $\text{Na}_2\text{SO}_4$ , filtered and concentrated under reduced pressure to give a residue. The residue was purified by column chromatography to give the crude product. The crude product was purified by prep-HPLC to give the desired **Compound 46** (34.29 mg, yield: 8%) as a yellow solid.

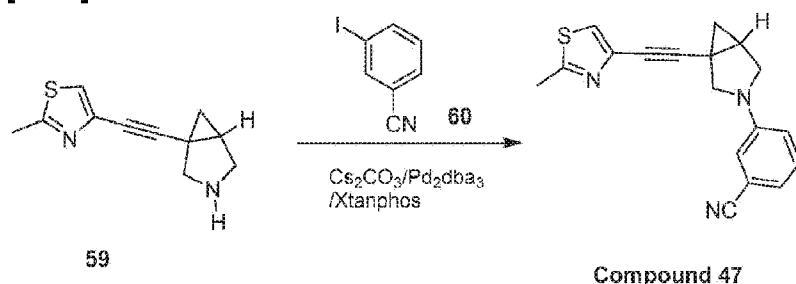
[0241] LCMS:  $m/z$ , 280.1 ( $\text{M}+\text{H}^+$ );

$^1\text{H}$  NMR (400 MHz  $\text{CDCl}_3$ ):  $\delta$  8.71 (d,  $J = 4.8$  Hz, 1H), 7.23 (t,  $J = 4.8$  Hz, 1H), 7.15 (q,  $J = 8.0$  Hz, 1H), 6.42-6.43 (m, 1H), 6.32 (d,  $J = 8.4$  Hz, 1H), 6.26 (dd,  $J = 14.0, 2.4$  Hz, 1H), 3.78 (d,  $J = 9.2$  Hz, 1H), 3.56 (d,  $J = 9.2$  Hz, 1H), 3.49 (d,  $J = 9.2$  Hz, 1H), 3.38-3.41 (m, 1H), 2.21-2.26 (m, 1H), 1.44-1.47 (m, 1H), 1.11 (t,  $J = 4.8$  Hz, 1H).

#### Example Compound 47

**Preparation of 3-(1-((2-methylthiazol-4-yl)ethynyl)-3-azabicyclo[3.1.0]hexan-3-yl)benzonitrile :**

[0242]



#### Experimental section:

##### Procedure for preparation of Compound 47:

[0243] To a mixture of **59** (300 mg, 1.47 mmol) in anhydrous dioxane (10 mL) was added  $\text{Cs}_2\text{CO}_3$  (1.44 g, 4.41 mmol), Xtanphos (85.1 mg, 147  $\mu\text{mol}$ ), **60** (337 mg, 1.47 mmol) and  $\text{Pd}_2(\text{dba})_3$  (135 mg, 147  $\mu\text{mol}$ ) at 5-10°C. The mixture was degassed and purged with  $\text{N}_2$  for 3 times, and then the mixture was stirred at 80 °C for 16 hr. TLC showed the starting material was consumed completely. The mixture was poured into  $\text{H}_2\text{O}$  (50 mL). The aqueous layer was extracted with EtOAc (50 mL x 3) and the combined organic layers were washed with brine (15 mL), dried over anhydrous  $\text{Na}_2\text{SO}_4$ , filtered and concentrated under reduced pressure to give a residue. The residue was purified by column chromatography to give the crude product. The crude product was purified by prep-HPLC to give the desired product **Compound 47** (42.54 mg, yield: 9%) as a yellow solid.

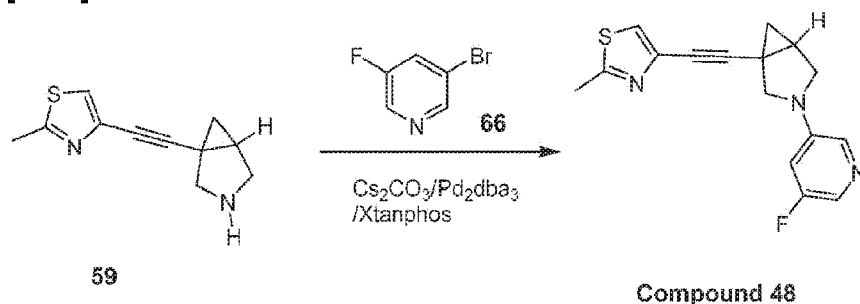
[0244] LCMS:  $m/z$ , 306.1 ( $\text{M}+\text{H}$ )<sup>+</sup>;

<sup>1</sup>H NMR (400 MHz  $\text{CDCl}_3$ ) :  $\delta$  7.27-7.29 (m, 1H), 7.25 (s, 1H), 6.98 (d,  $J$  = 8.0 Hz, 1H), 6.73-6.75 (m, 2H), 3.75 (d,  $J$  = 8.8 Hz, 1H), 3.55 (d,  $J$  = 9.2 Hz, 1H), 3.41-3.46 (m, 2H), 2.71 (s, 3H), 2.13-2.17 (m, 1H), 1.36-1.39 (m, 1H), 1.00 (t,  $J$  = 4.8 Hz, 1H).

#### Example Compound 48

**Preparation of 4-((3-(5-fluoropyridin-3-yl)-3-azabicyclo[3.1.0]hexan-1-yl)ethynyl)-2-methylthiazole :**

[0245]



#### Experimental section:

##### Procedure for preparation of Compound 48:

[0246] To a solution of **59** (300 mg, 1.47 mmol) in anhydrous dioxane (2.00 mL) was added

Cs<sub>2</sub>CO<sub>3</sub> (1.44 g, 4.41 mmol), Xtanphos (85.0 mg, 147 μmol), **66** (258 mg, 1.47 mmol) and Pd<sub>2</sub>(dba)<sub>3</sub> (134 mg, 147 μmol) at 5-10°C. The mixture was degassed with N<sub>2</sub> for 3 times and stirred at 80°C for 16 hr. TLC showed the starting material was consumed completely and the main spot was detected. The mixture was cooled to 15°C. The mixture was poured into H<sub>2</sub>O (50 mL) at 0-5°C. The aqueous layer was extracted with EtOAc (25 mL x 3). The combined organic layers were washed with brine (15 mL), dried over anhydrous Na<sub>2</sub>SO<sub>4</sub>, filtered and concentrated under reduced pressure to give a residue. The residue was purified by column chromatography to give the crude product. The crude product was purified by prep-HPLC to give the desired product **Compound 48** (23.06 mg, yield: 5%) as a yellow solid.

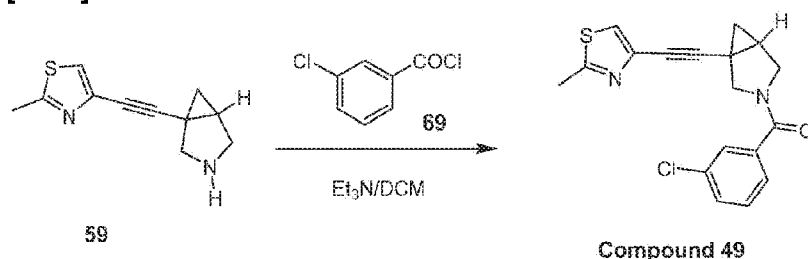
**[0247] LCMS:** *m/z*, 300.0 (M+H)<sup>+</sup>;

**NMR** (400 MHz CDCl<sub>3</sub>) : δ 7.85 (d, *J* = 2.0 Hz, 1H), 7.80 (s, 1H), 7.25 (s, 1H), 6.51-6.55 (m, 1H), 3.76 (d, *J* = 8.8 Hz, 1H), 3.56 (d, *J* = 9.2 Hz, 1H), 3.44-3.49 (m, 2H), 2.71 (s, 3H), 2.14-2.18 (m, 1H), 1.37-1.41 (m, 1H), 1.01 (t, *J* = 4.8 Hz, 1H).

#### Example Compound 49

**Preparation of (3-chlorophenyl)-(1-((2-methylthiazol-4-yl)ethynyl)-3-azabicyclo[3.1.0]hexan-3-yl)methanone:**

**[0248]**



#### Experimental section:

##### Procedure for preparation of Compound 49:

**[0249]** To a solution of **59** (250 mg, 1.22 mmol) in DCM (3.00 mL) was added Et<sub>3</sub>N (1.23 g, 12.2 mmol) at 5-10°C. The mixture was stirred at 15°C for 15 mins. **69** (256 mg, 1.46 mmol) was added to the above mixture at 5-10°C. The mixture was stirred at 15°C for 2 hr. TLC showed the starting material was consumed completely. The mixture was poured into ice-water (5 mL), the aqueous layer was extracted with DCM (5 mL x 2), the combined organic layers



were washed with brine (2 mL), dried over anhydrous  $\text{Na}_2\text{SO}_4$ , filtered and concentrated under reduced pressure to give a residue. The residue was purified by prep-HPLC to give the desired product **Compound 49** (42.34 mg, yield: 10%) as yellow oil.

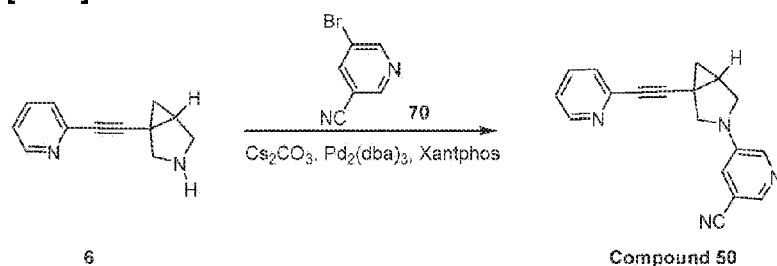
[0250] LCMS:  $m/z$ , 343.1 ( $\text{M}+\text{H}$ )<sup>+</sup>;

<sup>1</sup>H NMR (400 MHz  $\text{CDCl}_3$ ) :  $\delta$  7.37-7.43 (m, 2H), 7.31-7.37 (m, 2H), 7.21 (s, 1H), 4.23-4.45 (m, 1H), 3.50-3.81 (m, 3H), 2.70 (d,  $J$  = 6.8 Hz, 3H), 1.95-2.06 (m, 1H), 1.30-1.33 (m, 1H), 0.81 (t,  $J$  = 4.8 Hz, 1H).

### Example Compound 50

#### Preparation of 5-(1-(pyridin-2-ylethynyl)-3-azabicyclo[3.1.0]hexan-3-yl)nicotinonitrile :

[0251]



#### Experimental section:

##### Procedure for preparation of Compound 50:

[0252] A mixture of **6** (150 mg, 814  $\mu\text{mol}$ ), **70** (149 mg, 814  $\mu\text{mol}$ ),  $\text{Cs}_2\text{CO}_3$  (796 mg, 2.44 mmol),  $\text{Pd}_2(\text{dba})_3$  (74.6 mg, 81.4  $\mu\text{mol}$ ) and Xantphos (47.1 mg, 81.4  $\mu\text{mol}$ ) in dioxane (5.00 mL) was stirred under  $\text{N}_2$  at  $45^\circ\text{C}$  for 16 hrs. TLC and LCMS showed the reaction was complete. The mixture was cooled to  $25^\circ\text{C}$  and filtered. The filtrate was concentrated in vacuum. The residue was purified by prep-HPLC to give the desired product **Compound 50** (18.0 mg, yield: 7.7%) as a yellow solid.

[0253] LCMS:  $m/z$ , 287.1 ( $\text{M}+\text{H}$ )<sup>+</sup>;

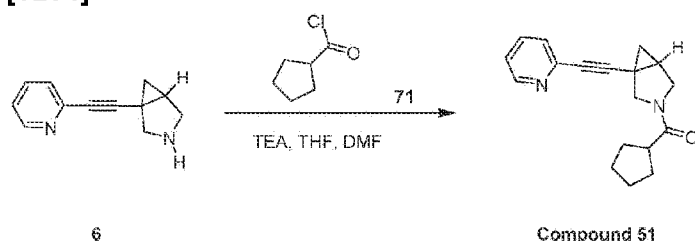
<sup>1</sup>H NMR (400 MHz  $\text{DMSO}$ ) :  $\delta$  8.53 (dd,  $J$  = 4.8, 0.8 Hz, 1H), 8.25 (dd,  $J$  = 4.8, 2.0 Hz, 2H), 7.79 (td,  $J$  = 7.6, 1.6 Hz, 1H), 7.48 (dt,  $J$  = 8.0, 0.8 Hz, 1H), 7.44 (dd,  $J$  = 2.8, 1.6 Hz, 1H), 7.33-7.39 (m, 1H), 3.92 (d,  $J$  = 9.6 Hz, 1H), 3.68 (d,  $J$  = 9.6 Hz, 1H), 3.39-3.46 (m, 2H), 2.25-2.32 (m,

1H), 1.34 (dd,  $J = 8.0, 4.8$  Hz, 1H), 1.00 (t,  $J = 4.8$  Hz, 1H).

### Example Compound 51

**Preparation of cyclopentyl((1R,5S)-1-(pyridin-2-ylethynyl)-3-azabicyclo[3.1.0]hexan-3-yl)methanone :**

[0254]



### Experimental section:

#### Procedure for preparation of Compound 51:

[0255] To a mixture of **6** (150 mg, 680  $\mu$ mol) in THF (6.00 mL) and DMF (2.00 mL) was added TEA (550 mg, 5.44 mmol) dropwise at 0°C. The mixture was stirred at 0°C for 10 min, then **71** (108 mg, 816  $\mu$ mol) was added dropwise at 0°C. The mixture was warmed to 25°C and stirred for 2 hrs. TLC showed the reaction was complete. The mixture was poured into water (20 mL) and extracted with EtOAc (3\*20 mL). The combined organic layers were washed with brine (40 mL), dried over anhydrous Na<sub>2</sub>SO<sub>4</sub> and concentrated in vacuum. The residue was purified by prep-HPLC to give the desired product **Compound 51** (35.0 mg, yield: 18%) as a yellow oil.

[0256] LCMS:  $m/z$ , 281.1 (M+H)<sup>+</sup>;

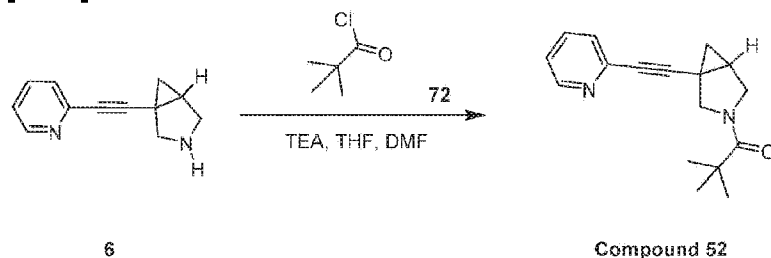
<sup>1</sup>H NMR (400 MHz DMSO):  $\delta$  8.49-8.55 (m, 1H), 7.77 (tt,  $J = 7.6, 2.0$  Hz, 1H), 7.44-7.50 (m, 1H), 7.35 (br. dd,  $J = 6.8, 5.6$  Hz, 1H), 3.88-4.01 (m, 1H), 3.63-3.75 (m, 1H), 3.63 - 3.75 (m, 2H), 3.34-3.40 (m, 1H), 2.71-2.84 (m, 1H), 2.03-2.18 (m, 1H), 1.69-1.82 (m, 2H), 1.44-1.68 (m, 6H), 1.24-1.31 (m, 1H), 0.81 (t,  $J = 4.8$  Hz, 1H).

### Example Compound 52

**Preparation of 2,2-dimethyl-1-((1R,5S)-1-(pyridin-2-ylethynyl)-3-azabicyclo[3.1.0]hexan-**

**3-yl)propan-1-one :**

[0257]



**Experimental section:**

**Procedure for preparation of Compound 52:**

[0258] To a mixture of **6** (150 mg, 680  $\mu$ mol) in THF (6.00 mL) and DMF (2.00 mL) was added TEA (550 mg, 5.44 mmol) dropwise at 0°C. The mixture was stirred at 0°C for 10 min, then **52** (98.34 mg, 816  $\mu$ mol) was added dropwise at 0°C. The mixture was warmed to 25°C and stirred for 2 hrs. TLC showed the reaction was complete. The mixture was poured into water (20 mL) and extracted with EtOAc (3\*20 mL). The combined organic layers were washed with brine (40 mL), dried over anhydrous Na<sub>2</sub>SO<sub>4</sub> and concentrated in vacuum. The residue was purified by prep-HPLC to give the desired product **Compound 52** (38.0 mg, yield: 21%) as a yellow oil.

[0259] LCMS:  $m/z$ , 269.1 (M+H)<sup>+</sup>;

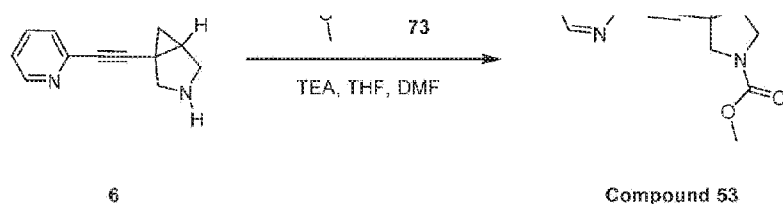
<sup>1</sup>H NMR (400 MHz DMSO) :  $\delta$  8.49-8.54 (m, 1H), 7.77 (td,  $J$  = 7.6, 1.6 Hz, 1H), 7.44-7.51 (m, 1H), 7.35 (ddd,  $J$  = 7.6, 4.8, 1.2 Hz, 1H), 4.08 (br. d,  $J$  = 9.2 Hz, 1H), 3.86 (br. d,  $J$  = 10.4 Hz, 1H), 3.39-3.67 (m, 2H), 2.08 (br. s, 1H), 1.23 (dd,  $J$  = 8.0, 4.8 Hz, 1H), 1.14 (s, 9H), 0.77 (t,  $J$  = 4.8 Hz, 1H).

**Example Compound 53**

**Preparation of methyl 1-(pyridin-2-ylethynyl)-3-azabicyclo[3.1.0]hexane-3-carboxylate :**

[0260]



**Experimental section:****Procedure for preparation of Compound 53:**

**[0261]** To a mixture of **6** (150 mg, 680  $\mu$ mol) in THF (6.00 mL) and DMF (2.00 mL) was added TEA (550 mg, 5.44 mmol) dropwise at 0°C. The mixture was stirred at 0°C for 10 min, then **73** (77.1 mg, 816  $\mu$ mol) was added dropwise at 0°C. The mixture was warmed to 25°C and stirred for 2 hrs. TLC showed the reaction was complete. The mixture was poured into water (20 mL) and extracted with EtOAc (3\*20 mL). The combined organic layers were washed with brine (40 mL), dried over anhydrous Na<sub>2</sub>SO<sub>4</sub> and concentrated in vacuum. The residue was purified by prep-HPLC to give the desired product **Compound 53** (40.0 mg, yield: 24%) as a yellow solid.

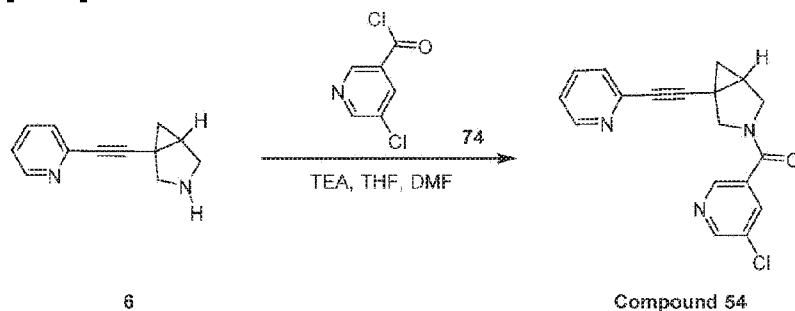
**[0262] LCMS:**  $m/z$ , 243.0 (M+H)<sup>+</sup>;

**<sup>1</sup>H NMR** (400 MHz DMSO):  $\delta$  8.49-8.54 (m, 1H), 7.77 (td,  $J$  = 7.6, 2.0 Hz, 1H), 7.46 (d,  $J$  = 8.0 Hz, 1H), 7.35 (ddd,  $J$  = 7.6, 4.8, 1.2 Hz, 1H), 3.74 (br. d,  $J$  = 9.6 Hz, 1H), 3.58 (s, 3H), 3.41-3.53 (m, 3H), 2.08 (br. s, 1H), 1.28 (dd,  $J$  = 7.6, 5.2 Hz, 1H), 0.86 (t,  $J$  = 5.2 Hz, 1H).

**Example Compound 54**

**Preparation of (5-chloropyridin-3-yl)((1R,5S)-1-(pyridin-2-ylethynyl)-3-azabicyclo[3.1.0]hexan-3-yl)methanone :**

**[0263]**



**Experimental section:****Procedure for preparation of Compound 54:**

**[0264]** To a mixture of **6** (150 mg, 814  $\mu\text{mol}$ ) in THF (6.00 mL) and DMF (2.00 mL) was added TEA (659 mg, 6.51 mmol) dropwise at 0°C. The mixture was stirred at 0°C for 10 min, then **74** (143 mg, 814  $\mu\text{mol}$ ) was added dropwise at 0°C. The mixture was warmed to 25°C and stirred for 2 hrs. TLC showed the reaction was complete. The mixture was poured into water (20 mL) and extracted with EtOAc (3\*20 mL). The combined organic layers were washed with brine (40 mL), dried over anhydrous  $\text{Na}_2\text{SO}_4$  and concentrated in vacuum. The residue was purified by prep-HPLC to give the desired product **Compound 54** (34.0 mg, yield: 13%) as a yellow oil.

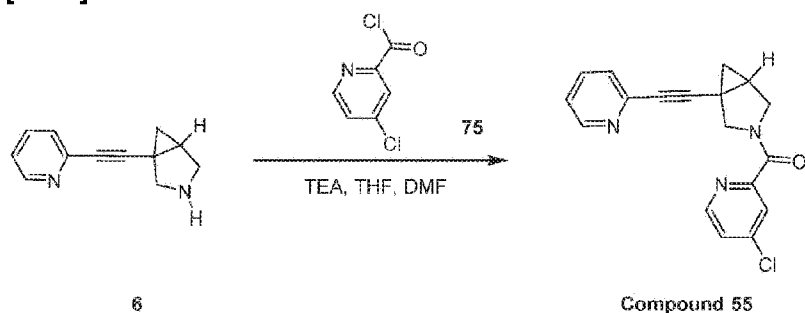
**[0265]** LCMS:  $m/z$ , 324.0 ( $\text{M}+\text{H}$ )<sup>+</sup>;

<sup>1</sup>H NMR (400 MHz DMSO) :  $\delta$  8.73 (d,  $J$  = 2.4 Hz, 1H), 8.64 (dd,  $J$  = 5.2, 1.6 Hz, 1H), 8.52 (br. dd,  $J$  = 9.6, 4.8 Hz, 1H), 8.05 - 8.12 (m, 1H), 7.72-7.83 (m, 1H), 7.42-7.51 (m, 1H), 7.31-7.39 (m, 1H), 4.21 (d,  $J$  = 11.6 Hz, 1H), 4.00 (d,  $J$  = 12.0 Hz, 1H), 3.91 (br. d,  $J$  = 10.2 Hz, 1H), 3.35-3.66 (m, 1H), 3.38 (d,  $J$  = 10.6 Hz, 1H), 2.06-2.20 (m, 1H), 1.28 (br. t,  $J$  = 6.0 Hz, 1H), 0.96-1.05 (m, 1H).

**Example Compound 55**

**Preparation of (4-chloropyridin-2-yl)-(1-(pyridin-2-ylethynyl)-3-azabicyclo[3.1.0]hexan-3-yl)methanone :**

**[0266]**

**Experimental section:**

**Procedure for preparation of Compound 55:**

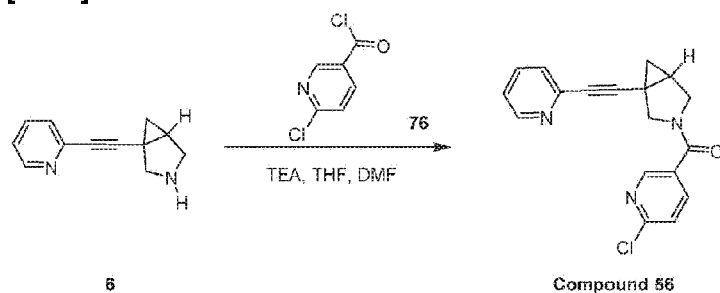
[0267] To a mixture of **6** (150 mg, 814  $\mu$ mol) in THF (6.00 mL) and DMF (2.00 mL) was added TEA (659 mg, 6.51 mmol) dropwise at 0°C. The mixture was stirred at 0°C for 10 min, then **75** (143 mg, 814  $\mu$ mol) was added dropwise at 0°C. The mixture was warmed to 25°C and stirred for 2 hrs. TLC showed the reaction was complete. The mixture was poured into water (20 mL) and extracted with EtOAc (3\*20 mL). The combined organic layers were washed with brine (40 mL), dried over anhydrous Na<sub>2</sub>SO<sub>4</sub> and concentrated in vacuum. The residue was purified by prep-HPLC to give the desired product **Compound 55** (50.0 mg, yield: 19%) as a yellow oil.

[0268] LCMS:  $m/z$ , 324.0 (M+H)<sup>+</sup>;

<sup>1</sup>H NMR (400 MHz DMSO) : $\delta$  8.60 (dd,  $J$  = 8.0, 5.2 Hz, 1H), 8.49 - 8.55 (m, 1H), 7.74-7.82 (m, 2H), 7.66-7.71 (m, 1H), 7.44-7.51 (m, 1H), 7.35 (dddd,  $J$  = 7.6, 6.4, 4.8, 1.2 Hz, 1H), 4.01-4.23 (m, 1H), 3.74-4.01 (m, 2H), 3.57-3.68 (m, 1H), 2.10-2.18 (m, 1H), 1.29 (dd,  $J$  = 8.0, 4.8 Hz, 1H), 0.89-0.95 (m, 1H).

**Example Compound 56****Preparation of (6-chloropyridin-3-yl)-(1-(pyridin-2-ylethynyl)-3-azabicyclo[3.1.0]hexan-3-yl)methanone :**

[0269]

**Experimental section:****Procedure for preparation of Compound 56:**

[0270] To a mixture of **6** (150 mg, 680  $\mu$ mol) in THF (6.00 mL) and DMF (2.00 mL) was added

TEA (550.19 mg, 5.44 mmol) dropwise at 0°C. The mixture was stirred at 0°C for 10 min, then **76** (144 mg, 816 µmol) was added dropwise at 0°C. The mixture was warmed to 25°C and stirred for 2 hrs. TLC showed the reaction was complete. The mixture was poured into water (20 mL) and extracted with EtOAc (3\*20 mL). The combined organic layers were washed with brine (40 mL), dried over anhydrous Na<sub>2</sub>SO<sub>4</sub> and concentrated in vacuum. The residue was purified by prep-HPLC to give the desired product **Compound 56** (40.0 mg, yield: 18 %) as a yellow oil.

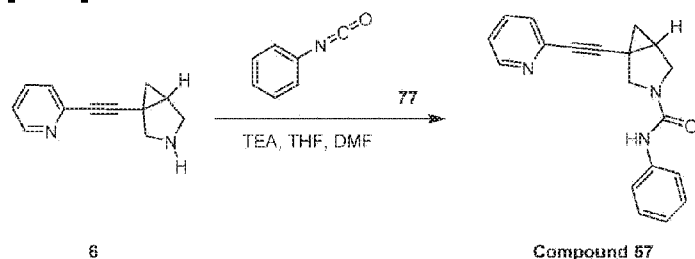
[0271] LCMS:  $m/z$ , 324.0 (M+H)<sup>+</sup>;

<sup>1</sup>H NMR (400 MHz DMSO) : δ 8.48-8.57 (m, 2H), 7.99 (br. t,  $J$  = 7.6 Hz, 1H), 7.73-7.82 (m, 1H), 7.60 (br. d,  $J$  = 8.0 Hz, 1H), 7.41-7.52 (m, 1H), 7.31-7.39 (m, 1H), 3.96-4.26 (m, 1H), 3.90 (br. d,  $J$  = 10.0 Hz, 1H), 3.37-3.66 (m, 2H), 2.06-2.19 (m, 1H), 1.28 (br. t,  $J$  = 6.0 Hz, 1H), 0.97 (br. d,  $J$  = 4.4 Hz, 1H).

### Example Compound 57

**Preparation of N-phenyl-1-(pyridin-2-ylethynyl)-3-azabicyclo[3.1.0]hexane-3-carboxamide :**

[0272]



### Experimental section:

#### Procedure for preparation of Compound 57:

[0273] To a mixture of **6** (150 mg, 680 µmol) in THF (6.00 mL) and DMF (2.00 mL) was added TEA (550 mg, 5.44 mmol) dropwise at 0°C. The mixture was stirred at 0°C for 10 min, then **77** (97.2 mg, 816 µmol) was added dropwise at 0°C. The mixture was warmed to 25°C and stirred for 2 hrs. TLC showed the reaction was complete. The mixture was poured into water (20 mL) and extracted with EtOAc (3\*20 mL). The combined organic layers were washed with brine (40

mL), dried over anhydrous  $\text{Na}_2\text{SO}_4$  and concentrated in vacuum. The residue was purified by prep-HPLC to give the desired product **Compound 57** (45.0 mg, yield: 22%) as a yellow solid.

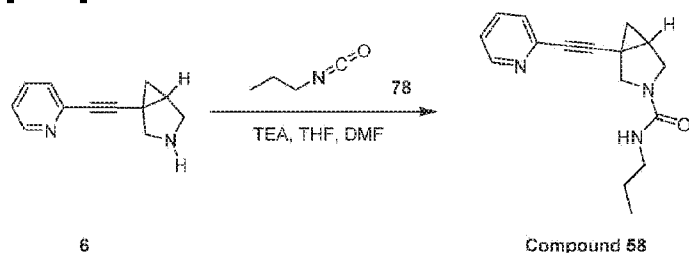
[0274] LCMS:  $m/z$ , 304.1 ( $\text{M}+\text{H}$ )<sup>+</sup>;

<sup>1</sup>H NMR (400 MHz DMSO) :  $\delta$  8.51-8.56 (m, 1H), 8.20 (s, 1H), 7.78 (td,  $J$  = 7.6, 1.6 Hz, 1H), 7.44-7.52 (m, 3H), 7.35 (ddd,  $J$  = 7.6, 4.8, 1.2 Hz, 1H), 7.18-7.26 (m, 2H), 6.90-6.97 (m, 1H), 3.95 (d,  $J$  = 10.0 Hz, 1H), 3.73 (d,  $J$  = 10.4 Hz, 1H), 3.49-3.56 (m, 2H), 2.09-2.17 (m, 1H), 1.29 (dd,  $J$  = 8.0, 4.8 Hz, 1H), 0.91 (t,  $J$  = 4.8 Hz, 1H).

### Example Compound 58

**Preparation of (1R,5S)-N-propyl-1-(pyridin-2-ylethynyl)-3-azabicyclo[3.1.0]hexane-3-carboxamide :**

[0275]



### Experimental section:

#### Procedure for preparation of Compound 58:

[0276] To a mixture of **6** (150 mg, 680  $\mu\text{mol}$ ) in THF (6.00 mL) and DMF (2.00 mL) was added TEA (550 mg, 5.44 mmol) dropwise at 0°C. The mixture was stirred at 0°C for 10 min, then **78** (69.4 mg, 816  $\mu\text{mol}$ ) was added dropwise at 0°C. The mixture was warmed to 25°C and stirred for 2 hrs. TLC showed the reaction was complete. The mixture was poured into water (20 mL) and extracted with EtOAc (3\*20 mL). The combined organic layers were washed with brine (40 mL), dried over anhydrous  $\text{Na}_2\text{SO}_4$  and concentrated in vacuum. The residue was purified by prep-HPLC to give the desired product **Compound 58** (28.0 mg, yield: 15%) as a yellow oil.

[0277] LCMS:  $m/z$ , 270.1 ( $\text{M}+\text{H}$ )<sup>+</sup>;

<sup>1</sup>H NMR (400 MHz DMSO) :  $\delta$  8.48-8.54 (m, 1H), 7.77 (td,  $J$  = 7.6, 1.6 Hz, 1H), 7.46 (dt,  $J$  =

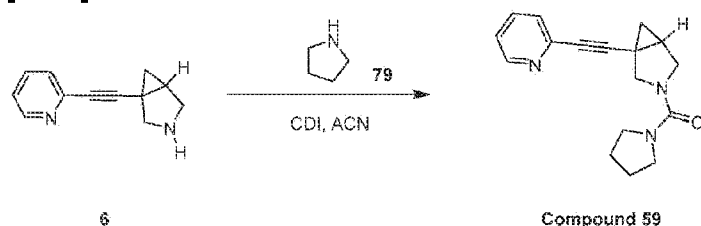


8.0, 1.2 Hz, 1H), 7.34 (ddd,  $J = 7.6, 4.8, 1.2$  Hz, 1H), 6.21 (t,  $J = 5.6$  Hz, 1H), 3.75 (d,  $J = 9.6$  Hz, 1H), 3.53 (d,  $J = 10$  Hz, 1H), 3.32-3.37 (m, 2H), 2.90-2.99 (m, 2H), 2.01-2.09 (m, 1H), 1.39 (sxt,  $J = 7.2$  Hz, 2H), 1.22 (dd,  $J = 8.0, 4.8$  Hz, 1H), 0.78-0.85 (m, 4H).

### Example Compound 59

**Preparation of (1-(pyridin-2-ylethynyl)-3-azabicyclo[3.1.0]hexan-3-yl)(pyrrolidin-1-yl)methanone :**

[0278]



### Experimental section:

#### Procedure for preparation of Compound 59:

[0279] To a solution of CDI (132 mg, 814  $\mu$ mol) in ACN (2.00 mL) was added a solution of **6** (150 mg, 814  $\mu$ mol) in ACN (2.00 mL) dropwise under  $N_2$  at 0°C. After stirring at 25°C for 1 hr, **79** (290 mg, 4.07 mmol) was added dropwise at 25°C. The reaction mixture was stirred at 80°C for 48 hrs. TLC showed the reaction was complete. The mixture was concentrated in vacuum. The residue was purified by prep-HPLC to give the desired product **Compound 59** (47.0 mg, yield: 20%) as a yellow oil.

[0280] LCMS:  $m/z$ , 282.1 (M+H)<sup>+</sup>;

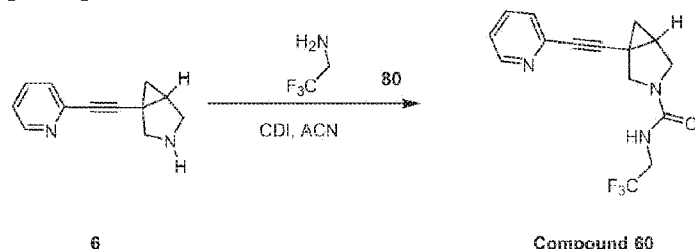
<sup>1</sup>H NMR (400 MHz DMSO) :  $\delta$  8.48-8.54 (m, 1H), 7.77 (td,  $J = 7.6, 1.6$  Hz, 1H), 7.43 - 7.49 (m, 1H), 7.34 (ddd,  $J = 7.6, 4.8, 1.2$  Hz, 1H), 3.89 (d,  $J = 10.4$  Hz, 1H), 3.67 (d,  $J = 10.4$  Hz, 1H), 3.40 (dd,  $J = 10.4, 3.6$  Hz, 1H), 3.36 (d,  $J = 10.4$  Hz, 1H), 3.20-3.28 (m, 4H), 1.97-2.04 (m, 1H), 1.70-1.76 (m, 4H), 1.18 (dd,  $J = 8.0, 4.8$  Hz, 1H), 0.68 (t,  $J = 4.8$  Hz, 1H).

### Example Compound 60

**Preparation of 1-(pyridin-2-yl-ethynyl)-N-(2,2,2-trifluoroethyl)-3-**

**azabicyclo[3.1.0]hexane-3-carboxamide :**

[0281]



**Experimental section:**

**Procedure for preparation of Compound 60:**

[0282] To a solution of CDI (264 mg, 1.63 mmol) in ACN (6.00 mL) was added **80** (161 mg, 1.63 mmol) dropwise under N<sub>2</sub> at 25°C. After stirring for 1 hr, a solution of **6** (300 mg, 1.63 mmol) in ACN (4.00 mL) was added dropwise. The reaction mixture was stirred at 25°C for 12 hrs. TLC and LCMS showed the reaction was complete. The reaction mixture was concentrated in vacuum. The residue was purified by prep-HPLC to give the desired product **Compound 60** (38.0 mg, yield: 7.5%) as a yellow oil.

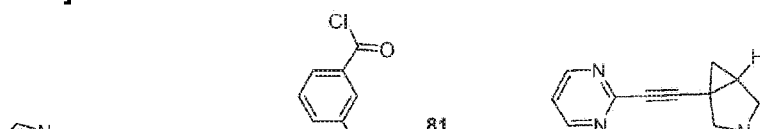
[0283] LCMS: *m/z*, 310.0 (M+H)<sup>+</sup>;

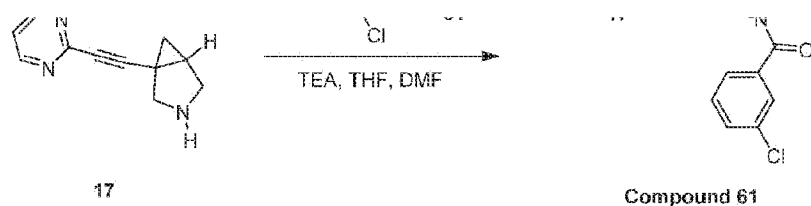
<sup>1</sup>H NMR (400 MHz DMSO) : δ 8.52 (d, *J* = 4.8 Hz, 1H), 7.77 (td, *J* = 7.6, 1.6 Hz, 1H), 7.46 (d, *J* = 7.6 Hz, 1H), 7.35 (ddd, *J* = 7.6, 4.8, 1.2 Hz, 1H), 6.93 (t, *J* = 6.4 Hz, 1H), 3.72 - 3.85 (m, 3H), 3.57 (d, *J* = 10.4 Hz, 1H), 3.36 - 3.46 (m, 2H), 2.09 (dt, *J* = 8.0, 4.4 Hz, 1H), 1.26 (dd, *J* = 8.0, 4.8 Hz, 1H), 0.80 (t, *J* = 4.8 Hz, 1H).

**Example Compound 61**

**Preparation of (3-chlorophenyl)-(1-(pyrimidin-2-ylethynyl)-3-azabicyclo[3.1.0]hexan-3-yl)methanone :**

[0284]





### Experimental section:

#### Procedure for preparation of Compound 61:

**[0285]** To a solution of **17** (114 mg, 615.48  $\mu\text{mol}$ ) in DCM (2.00 mL) was added TEA (623 mg, 6.15 mmol) at 25°C. The mixture was stirred at 25°C for 30 mins. Add **81** (129 mg, 739  $\mu\text{mol}$ ) to the above mixture at 25°C. The mixture was stirred at 25°C for 2 hr. TLC indicated **17** was consumed completely and one new spot formed. The mixture was poured into ice-water (50 mL), the aqueous layer was extracted with DCM (20 mL \* 2), the combined organic layers were washed with brine (50 mL), dried over anhydrous  $\text{Na}_2\text{SO}_4$ , filtered and concentrated under reduced pressure to give a residue. The residue was purified by prep-HPLC to give the desired product **Compound 61** (26.0 mg, yield: 13%) as a yellow solid.

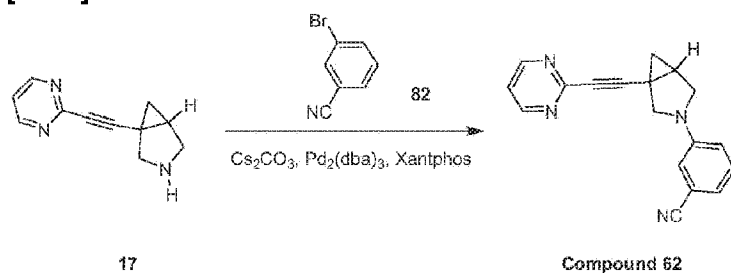
**[0286]** LCMS:  $m/z$ , 324.0 ( $\text{M}+\text{H}$ )<sup>+</sup>;

<sup>1</sup>H NMR (400 MHz DMSO) :  $\delta$  8.76 (dd,  $J$  = 10.4, 4.8 Hz, 2H), 7.52-7.57 (m, 2H), 7.41-7.50 (m, 3H), 3.97-4.27 (m, 1H), 3.82-3.91 (m, 1H), 3.33-3.60 (m, 2H), 2.11-2.25 (m, 1H), 1.31 (dd,  $J$  = 8.0, 5.2 Hz, 1H), 0.98 (q,  $J$  = 5.2 Hz, 1H).

#### Example Compound 62

#### Preparation of 3-(1-(pyrimidin-2-ylethynyl)-3-azabicyclo[3.1.0]hexan-3-yl)benzonitrile :

**[0287]**



**Experimental section:****Procedure for preparation of Compound 62:**

[0288] To a solution of **17** (200 mg, 1.08 mmol) in dioxane (10 mL) was added Cs<sub>2</sub>CO<sub>3</sub> (1.06 g, 3.24 mmol), Xantphos (62.3 mg, 108 μmol), **82** (197 mg, 1.08 mmol) and Pd<sub>2</sub>(dba)<sub>3</sub> (98.9 mg, 108 μmol) at 25°C. The mixture was degassed with N<sub>2</sub> with 3 times and the mixture was stirred at 80°C for 16 hr. TLC showed **17** was consumed completely and the main spot was detected. The mixture was cooled to 15°C. The mixture was poured into H<sub>2</sub>O (50 mL) at 0-5°C. The aqueous layer were extracted with EtOAc (25 mL\*3). The combined organic layers were washed with brine (15 mL), dried over anhydrous Na<sub>2</sub>SO<sub>4</sub>, filtered and concentrated under reduced pressure to give a residue. The crude product was purified by prep-HPLC to give the desired product **Compound 62** (23.0 mg, yield: 7.4%) as a yellow solid.

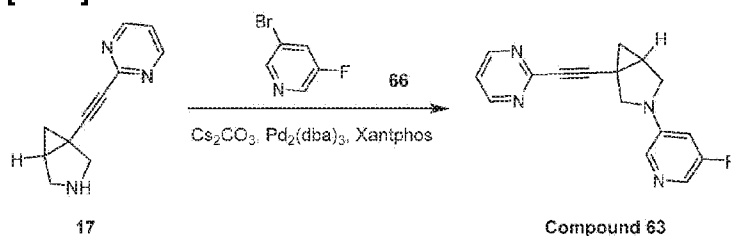
[0289] LCMS: *m/z*, 287.0 (M+H)<sup>+</sup>;

<sup>1</sup>H NMR (400 MHz DMSO): δ 8.77 (d, *J* = 5.2 Hz, 2H), 7.47 (t, *J* = 4.8 Hz, 1H), 7.31-7.38 (m, 1H), 7.05 (d, *J* = 7.6 Hz, 1H), 6.99 - 7.02 (m, 1H), 6.94 (dd, *J* = 8.4, 2.0 Hz, 1H), 3.90 (d, *J* = 9.2 Hz, 1H), 3.64 (d, *J* = 9.6 Hz, 1H), 3.33-3.39 (m, 2H), 2.29-2.35 (m, 1H), 1.37 (dd, *J* = 8.4, 4.4 Hz, 1H), 1.05 (t, *J* = 4.8 Hz, 1H).

**Example Compound 63**

**Preparation of 3-(5-fluoropyridin-3-yl)-1-(pyrimidin-2-ylethynyl)-3-azabicyclo[3.1.0]hexane :**

[0290]

**Experimental section:****Procedure for preparation of Compound 63:**

[0291] To a solution of **17** (200 mg, 1.08 mmol) in dioxane (10 mL) was added  $\text{Cs}_2\text{CO}_3$  (1.06 g, 3.24 mmol), Xantphos (62.3 mg, 108  $\mu\text{mol}$ ), **66** (190 mg, 1.08 mmol) and  $\text{Pd}_2(\text{dba})_3$  (98.9 mg, 108  $\mu\text{mol}$ ) at 25°C. The mixture was degassed with  $\text{N}_2$  with 3 times and the mixture was stirred at 80°C for 16 hr. TLC showed **17** was consumed completely. The mixture was cooled to 25°C. The mixture was poured into  $\text{H}_2\text{O}$  (50 mL) at 0-5°C. The aqueous layer were extracted with EtOAc (25 mL\*3). The combined organic layers were washed with brine (50 mL), dried over anhydrous  $\text{Na}_2\text{SO}_4$ , filtered and concentrated under reduced pressure to give a residue. The crude product was purified by prep-HPLC to get the desired product **Compound 63** (23.0 mg, yield: 7.6%) was obtained as a yellow solid.

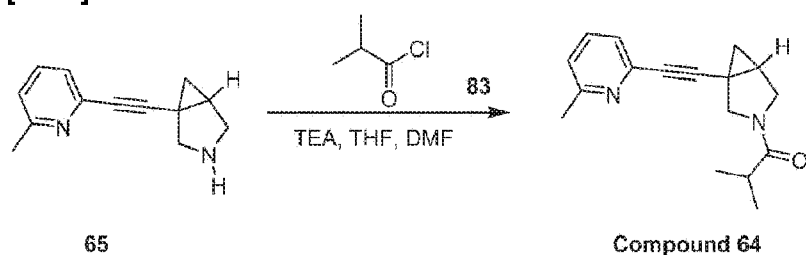
[0292] LCMS:  $m/z$ , 281.0 ( $\text{M}+\text{H}$ )<sup>+</sup>;

<sup>1</sup>H NMR (400 MHz DMSO) :  $\delta$  8.77 (br. d,  $J$  = 4.8 Hz, 2H), 7.86 (br. d,  $J$  = 13.2 Hz, 2H), 7.47 (br. s, 1H), 6.92 (br. d,  $J$  = 11.6 Hz, 1H), 3.90 (br. d,  $J$  = 9.2 Hz, 1H), 3.65 (br. d,  $J$  = 9.2 Hz, 1H), 3.39 (br. d,  $J$  = 9.2 Hz, 2H), 2.33 (br. s, 1H), 1.38 (br. s, 1H), 1.05 (br. s, 1H).

#### Example Compound 64

**Preparation of 2-methyl-1-(1-((6-methylpyridin-2-yl)ethynyl)-3-azabicyclo[3.1.0]hexan-3-yl)propan-1-one :**

[0293]



#### Experimental section:

##### Procedure for preparation of Compound 64:

[0294] To a mixture of **65** (200 mg, 640  $\mu\text{mol}$ ) in THF (6.00 mL) and DMF (2.00 mL) was

added TEA (518 mg, 5.12 mmol) dropwise at 0°C. The mixture was stirred at 0°C for 10 min, then **83** (81.9 mg, 769 µmol) was added dropwise at 0°C. The mixture was warmed to 25°C and stirred for 2 hrs. TLC and LCMS showed the reaction was complete. The mixture was poured into water (20 mL) and extracted with EtOAc (3\*20 mL). The combined organic layers were washed with brine (40 mL), dried over anhydrous Na<sub>2</sub>SO<sub>4</sub> and concentrated in vacuum. The residue was purified by prep-HPLC to give the desired product **Compound 64** (56.0 mg, yield: 33%) as a yellow oil.

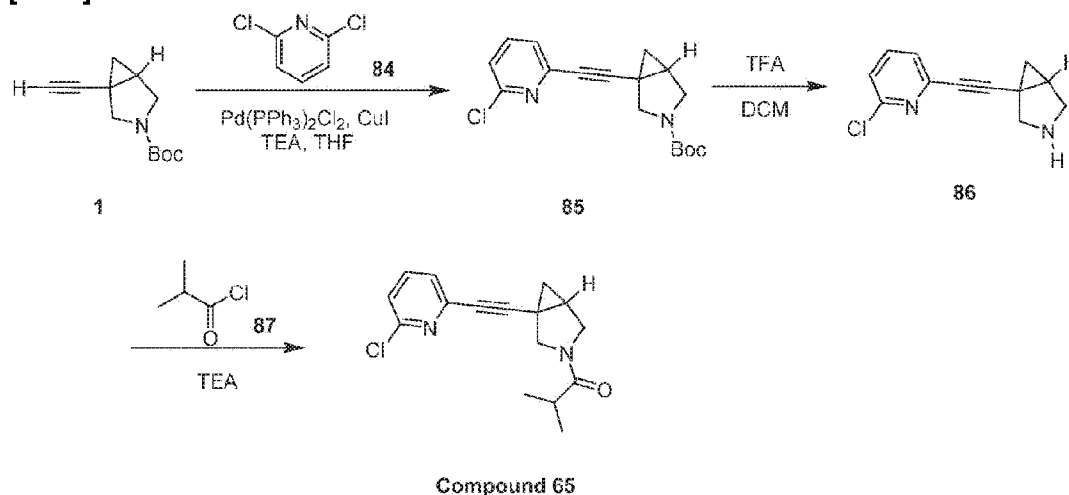
[0295] LCMS:  $m/z$ , 269.1 (M+H)<sup>+</sup>;

<sup>1</sup>H NMR (400 MHz DMSO) : δ 7.62-7.68 (m, 1H), 7.65 (td,  $J$  = 7.6, 1.6 Hz, 1H), 7.26 (d,  $J$  = 7.6 Hz, 1H), 7.21 (d,  $J$  = 7.6 Hz, 1H), 3.86-3.98 (m, 1H), 3.65-3.72 (m, 2H), 3.33-3.39 (m, 1H), 2.55-2.65 (m, 1H), 2.42 (s, 3H), 2.02-2.17 (m, 1H), 1.24-1.31 (m, 1H), 0.94 - 1.00 (m, 6H), 0.80 (t,  $J$  = 4.8 Hz, 1H).

### Example Compound 65

**Preparation of 1-(1-((6-chloropyridin-2-yl)ethynyl)-3-azabicyclo[3.1.0]hexan-3-yl)-2-methylpropan-1-one :**

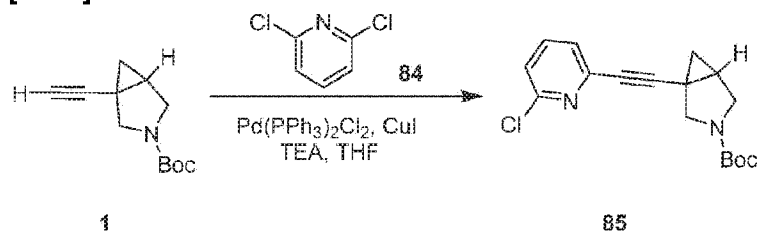
[0296]



### Experimental section:

#### Procedure for preparation of 85:

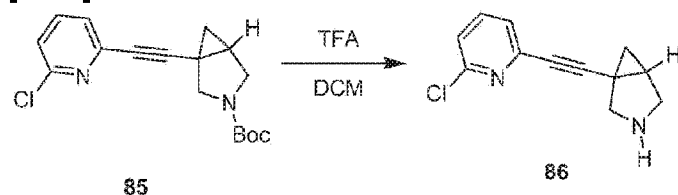
[0297]



**[0298]** To a solution of **1** (500 mg, 2.41 mmol) in THF (5.00 mL) was added Pd(PPh<sub>3</sub>)<sub>2</sub>Cl<sub>2</sub> (84.7 mg, 120 μmol), **84** (355 mg, 2.41 mmol) and CuI (45.9 mg, 241 μmol) PPh<sub>3</sub> (63.2 mg, 241 μmol, 0.10 eq) at 15°C. The mixture was bubbling with N<sub>2</sub> at 15°C. Then the mixture was stirred at 40°C for 16 hrs. TLC showed the starting material was consumed completely and a main spot was detected. The mixture was poured into H<sub>2</sub>O (10mL\*3) at 5-10°C. The aqueous layer was extracted with Ethyl acetate (15 mL\*3). The combined organic layers were washed with brine (10 mL), dried over anhydrous Na<sub>2</sub>SO<sub>4</sub>, filtered and concentrated under reduced pressure to give a residue. The residue was purified by column chromatography to give the desired product **85** (350 mg, yield: 45%) as yellow oil.

**Procedure for preparation of 86:**

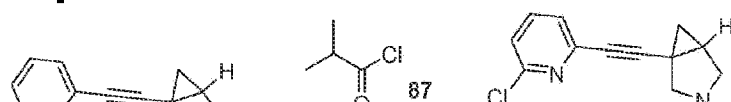
[0299]

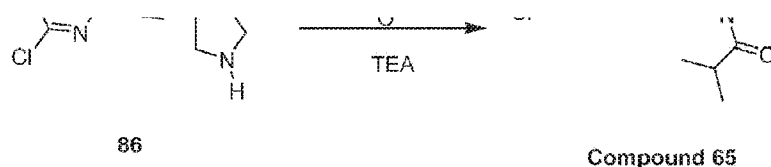


**[0300]** To a mixture of **85** (300 mg, 941 μmol) in DCM (10.0 mL) was added TFA (1.93 g, 16.9 mmol) in one portion at 15°C under N<sub>2</sub> for 2 hours. TLC showed the starting material was consumed completely. The reaction mixture was extracted with ethyl acetate 30 mL (10 mL \*3). The combined organic layers were washed with H<sub>2</sub>O (10mL\*3), dried over Na<sub>2</sub>SO<sub>4</sub>, filtered and concentrated under reduced pressure to give a residue. The mixture was concentrated to give the desired product **86** (310 mg, crude, TFA) as yellow oil.

**Procedure for preparation of Compound 65:**

[0301]





[0302] To a solution of **86** (310 mg, 1.42 mmol) in DCM (2.00 mL) was added Et<sub>3</sub>N (1.44 g, 14.2 mmol) at 5-10°C. The mixture was stirred at 15°C for 15 min. **87** was added (181 mg, 1.70 mmol) to the above mixture at 5-10°C. The mixture was stirred at 15°C for 2 hrs. TLC showed the starting material was consumed completely. The mixture was poured into ice-water (5 mL), the aqueous layer was extracted with DCM (5 mL\*2), and the combined organic layers were washed with brine (2 mL), dried over anhydrous Na<sub>2</sub>SO<sub>4</sub>, filtered and concentrated under reduced pressure to give a residue. The residue was purified by prep-TLC and lyophilized to give the desired product **Compound 65** (33.0 mg, yield: 8.0%) as white oil.

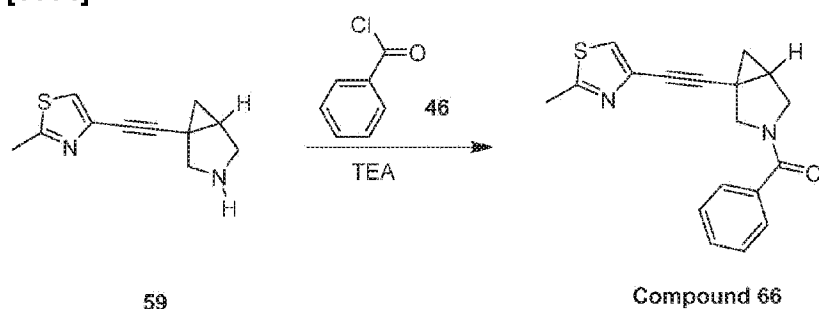
[0303] LCMS: *m/z*, 275.0 (M+H)<sup>+</sup>;

<sup>1</sup>H NMR (400 MHz CDCl<sub>3</sub>): δ 7.57-7.62 (m, 1H), 7.30-7.32 (m, 1H), 7.25-7.28 (m, 1H), 3.70-4.13 (m, 3H), 3.46-3.53 (m, *m*, 1H), 2.53-2.57 (m, 1H), 2.02-2.07 (m, 1H), 1.35-1.37 (t, *J* = 8.0 Hz, 1H), 1.09-1.11 (d, *J* = 7.2 Hz, 6H), 0.82-0.85 (t, *J* = 8.6 Hz, 1H).

#### Example Compound 66

**Preparation of (1-((2-methylthiazol-4-yl)ethynyl)-3-azabicyclo[3.1.0]hexan-3-yl) (phenyl)methanone :**

[0304]



#### Experimental section:

#### Procedure for preparation of Compound 66:



[0305] To a solution of **59** (150 mg, 734  $\mu$ mol) in DCM (10.00 mL) was added Et<sub>3</sub>N (742.99 mg, 7.34 mmol) at 5-10°C. The mixture was stirred at 15°C for 15 mins. **46** (123 mg, 881  $\mu$ mol) was added to the above mixture at 5-10°C. The mixture was stirred at 15°C for 2 hr. LCMS showed compound 59 was consumed completely and one main peak with desired MS was detected. The mixture was poured into ice-water (5 mL), the aqueous layer was extracted with DCM (5 mL\*2), the combined organic layers were washed with brine (2 mL), dried over anhydrous Na<sub>2</sub>SO<sub>4</sub>, filtered and concentrated under reduced pressure to give a residue. The residue was purified by prep-TLC and lyophilized to give the desired product **Compound 66** (35.0 mg, yield: 15%) as white oil.

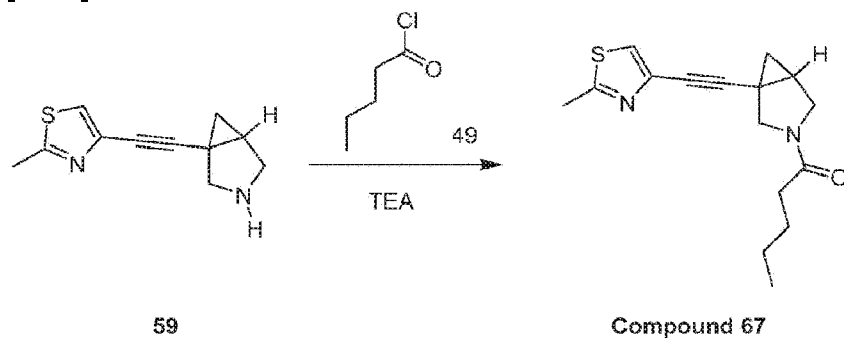
[0306] LCMS:  $m/z$ , 309.1 (M+H)<sup>+</sup>;

<sup>1</sup>H NMR (400 MHz CDCl<sub>3</sub>):  $\delta$  7.13 (s, 5H), 7.19 (s, 1H), 4.25-4.47 (m, 1H), 3.50-3.80 (m, 3H), 2.70 (s, 3H), 1.94-2.02 (m, 1H), 1.26-1.29 (m, 1H), 0.82 (s, 1H).

#### Example Compound 67

**Preparation of 1-(1-((2-methylthiazol-4-yl)ethynyl)-3-azabicyclo[3.1.0]hexan-3-yl)pentan-1-one :**

[0307]



#### Experimental section:

##### Procedure for preparation of Compound 67:

[0308] To a solution of compound **59** (150 mg, 734  $\mu$ mol) in DCM (10.0 mL) was added Et<sub>3</sub>N (743 mg, 7.34 mmol) at 5-10°C. The mixture was stirred at 15°C for 15 mins. Add pentanoyl

chloride (106 mg, 881  $\mu\text{mol}$ ) to the above mixture at 5-10°C. The mixture was stirred at 15°C for 2 hrs. LCMS showed **59** was consumed completely and one main peak with desired MS was detected. TLC indicated **59** was consumed completely and one new spot formed. The mixture was poured into ice-water (5 mL) and the aqueous layer was extracted with DCM (5 mL\*2), the combined organic layers were washed with brine (2 mL), dried over anhydrous  $\text{Na}_2\text{SO}_4$ , filtered and concentrated under reduced pressure to give a residue. The residue was purified by prep-TLC and lyophilized to give the desired product **Compound 67** (27.0 mg, yield: 13%) as a white solid.

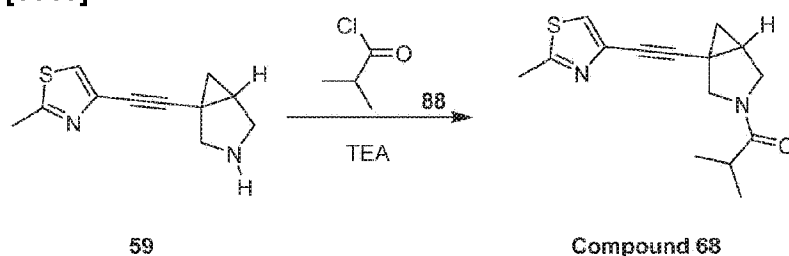
**[0309] LCMS:**  $m/z$ , 289.0 ( $\text{M}+\text{H}$ )<sup>+</sup>;

**<sup>1</sup>H NMR** (400 MHz  $\text{CDCl}_3$ ):  $\delta$  7.23 (s, 1H), 3.87-4.10 (m, 1H), 3.57-3.78 (m, 2H), 3.48-3.51 (m, 1H), 2.70 (s, 3H), 2.19-2.24 (m, 2H), 1.99 (s, 1H), 1.58-1.62 (m, 2H), 1.32-1.38 (m, 3H), 0.92 (t,  $J$  = 14.4 Hz, 3H), 0.79 (t,  $J$  = 9.6 Hz, 1H).

### Example Compound 68

**Preparation of 2-methyl-1-(1-((2-methylthiazol-4-yl)ethynyl)-3-azabicyclo[3.1.0]hexan-3-yl)propan-1-one :**

**[0310]**



### Experimental section:

#### Procedure for preparation of Compound 68:

**[0311]** To a solution of **59** (150 mg, 734  $\mu\text{mol}$ ) in DCM (10.0 mL) was added  $\text{Et}_3\text{N}$  (743 mg, 7.34 mmol) at 5-10°C. The mixture was stirred at 15°C for 15 mins. **88** (93.9 mg, 881  $\mu\text{mol}$ ) was added to the above mixture at 5-10°C. The mixture was stirred at 15°C for 2 hrs. LCMS showed **59** was consumed completely and one main peak with desired MS was detected. TLC indicated **59** was consumed completely and one new spot formed. The mixture was poured

into ice-water (5 mL), the aqueous layer was extracted with DCM (5 mL\*2), and the combined organic layers were washed with brine (2 mL), dried over anhydrous  $\text{Na}_2\text{SO}_4$ , filtered and concentrated under reduced pressure to give a residue. The residue was purified by prep-TLC and lyophilized to give the desired product **Compound 68** (17.0 mg, 8.4% yield) as a white solid.

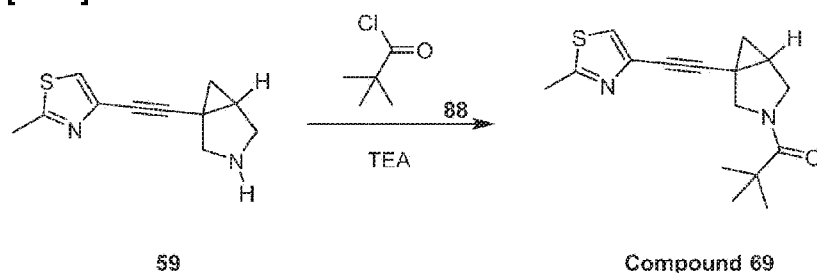
[0312] LCMS:  $m/z$ , 275.0 ( $\text{M}+\text{H}$ )<sup>+</sup>;

<sup>1</sup>H NMR (400 MHz  $\text{CDCl}_3$ ):  $\delta$  7.23 (s, 1H), 4.10 (d,  $J$  = 11.6 Hz, 1H), 3.85-3.92 (m, 1H), 3.67-3.74 (m, 2H), 3.45-3.51 (m, 1H), 2.70 (s, 3 H), 2.53-2.69 (m, 1 H), 1.97-2.03 (m, 1H), 1.32 (t,  $J$  = 8.8 Hz, 1H), 1.11 (d,  $J$  = 6.4 Hz, 6H), 0.79 (t,  $J$  = 6.0 Hz, 1H).

### Example Compound 69

**Preparation of 2,2-dimethyl-1-(1-((2-methylthiazol-4-yl)ethynyl)-3-azabicyclo[3.1.0]hexan-3-yl)propan-1-one :**

[0313]



### Experimental section:

#### Procedure for preparation of Compound 69:

[0314] To a solution of **59** (150 mg, 734  $\mu$ mol) in DCM (10.0 mL) was added  $\text{Et}_3\text{N}$  (742.99 mg, 7.34 mmol,) at 5-10°C. The mixture was stirred at 15°C for 15 mins. **88** (106 mg, 881  $\mu$ mol) was added to the above mixture at 5-10°C. The mixture was stirred at 15°C for 2 hrs. LCMS showed **59** was consumed completely and one main peak with desired MS was detected. The mixture was poured into ice-water (5 mL), the aqueous layer was extracted with DCM (5 mL\*2), the combined organic layers were washed with brine (2 mL), dried over anhydrous  $\text{Na}_2\text{SO}_4$ , filtered and concentrated under reduced pressure to give a residue. The residue was purified by prep-TLC and lyophilized to give the desired product **Compound 69** (17.0 mg,

yield: 8.0%) as a white solid.

**[0315] LCMS:**  $m/z$ , 275.0 (M+H)<sup>+</sup>;

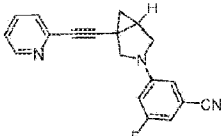
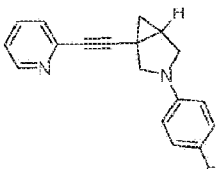
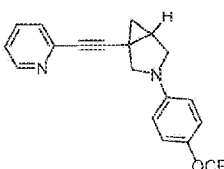

**<sup>1</sup>H NMR** (400 MHz CDCl<sub>3</sub>):  $\delta$  7.23 (s, 1 H), 4.16 (d,  $J$  = 10.8 Hz, 1 H), 3.98 (d,  $J$  = 11.2 Hz, 1 H), 3.63 (s, 2 H), 2.70 (s, 3H), 1.95 (s, 1H), 1.23 (s, 10 H), 0.76-0.78 (t,  $J$  = 4.8 Hz, 1 H).


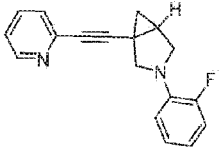
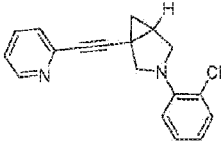
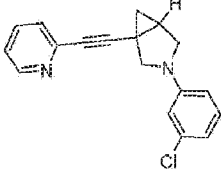
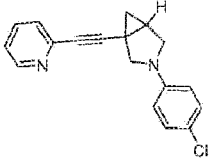
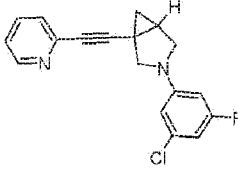
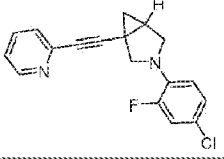
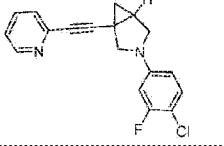
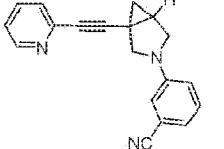
### Functional Calcium Flux Assay Methodology

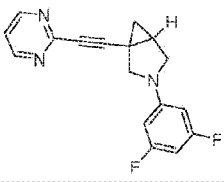
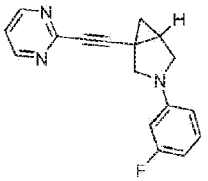
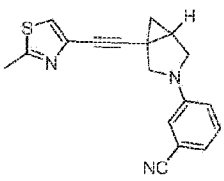
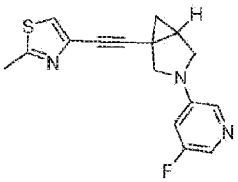
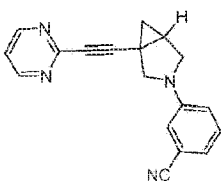
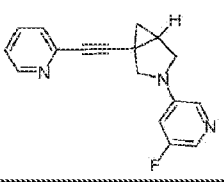
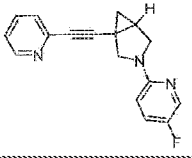
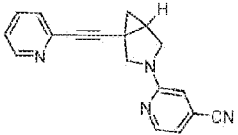
**[0316]** For functional assays, HEK293 cells stably expressing recombinant rat mGluR5 were seeded in 384-well plates and dye loaded using Fluo-8. Cells were then washed to remove the un-incorporated dye. Antagonist evaluation was performed following a 15 min incubation of the test compound followed by the addition of submaximal concentration of glutamate. Intracellular calcium ([Ca<sup>2+</sup>]<sub>i</sub>) measurements were performed using a fluorometric imaging plate reader (FLIPR, Molecular Devices). The glutamate-evoked increase in [Ca<sup>2+</sup>]<sub>i</sub> in the presence of the test compounds was compared to the response to glutamate alone (the positive control). Antagonist inhibition curves were fitted with a 4-parameter logistic equation giving IC<sub>50</sub> values, and Hill coefficients using an iterative nonlinear curve fitting algorithm.

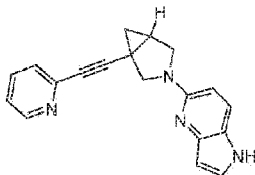
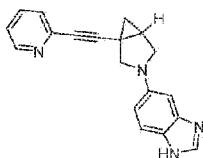
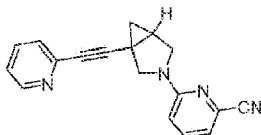
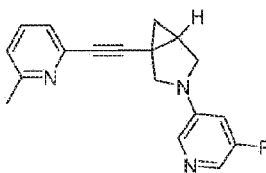
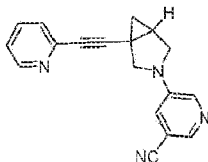
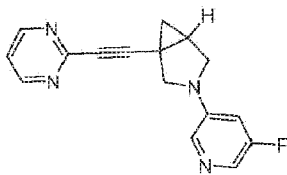
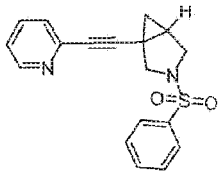
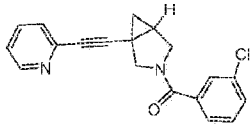

**[0317]** The tables below provide IC<sub>50</sub> data in this assay. In the activity column, A = IC<sub>50</sub> >1,000 and ≤ 5,000 nM; B = IC<sub>50</sub> >500 and ≤1,000 nM and C = IC<sub>50</sub> ≤500 nM

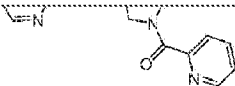
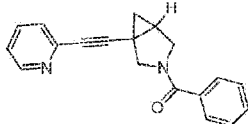
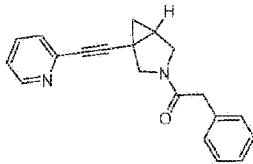
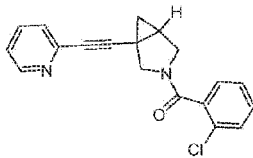
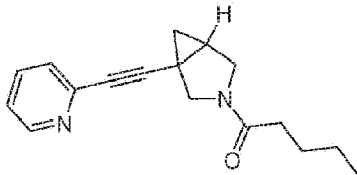
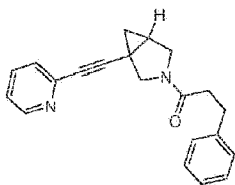
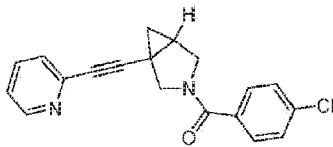
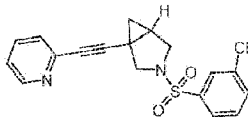
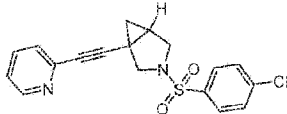

Table 1

#	Example Compound	Structure	IC <sub>50</sub> value (FLIPR assay)
1	1		C
2	2		C
3	3		A
4	10		C

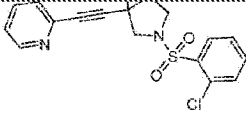
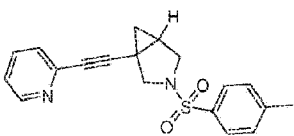
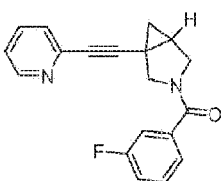
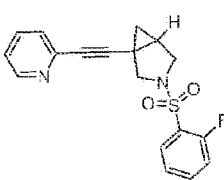
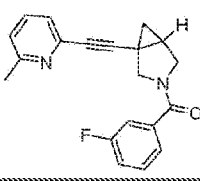
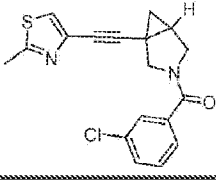
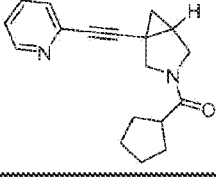
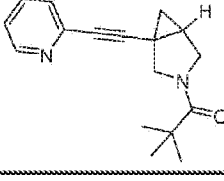

#	Example Compound	Structure	IC50 value (FLIPR assay)
			
5	16		C
6	17		C
7	18		C
8	19		B
9	20		C
10	21		B
11	22		B
12	40		C


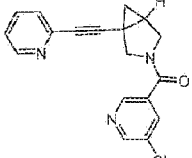
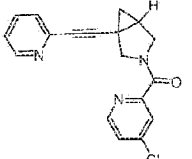
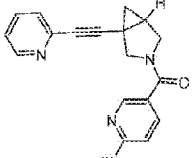
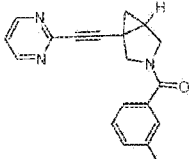
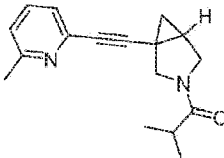
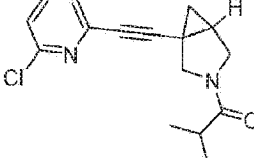
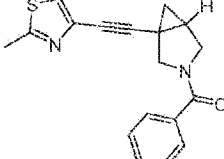
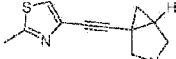
#	Example Compound	Structure	IC50 value (FLIPR assay)
13	45		C
14	46		C
15	47		C
16	48		C
17	62		C
18	4		C
19	6		C
20	23		C

#	Example Compound	Structure	IC50 value (FLIPR assay)
21	24		A
22	25		A
23	38		C
24	43		C
25	50		C
26	63		C
27	5		C
28	26		C
29	27		C

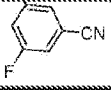
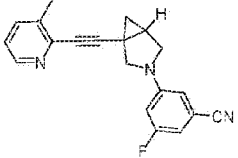
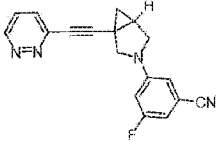
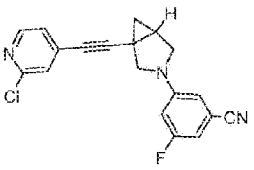
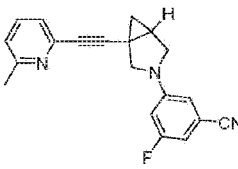
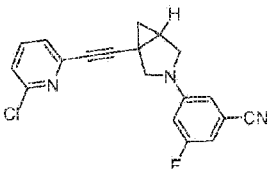
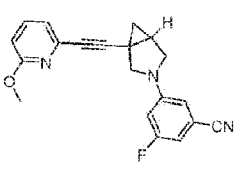
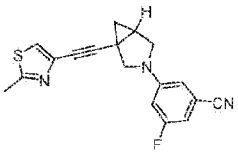
#	Example Compound	Structure	IC50 value (FLIPR assay)
			
30	28		C
31	29		C
32	30		C
33	31		C
34	32		C
35	33		C
36	34		C
37	35		C
38	36		C



#	Example Compound	Structure	IC50 value (FLIPR assay)
			
39	37		C
40	41		C
41	42		C
42	44		C
43	49		C
44	51		C
45	52		C
46	53		C

#	Example Compound	Structure	IC50 value (FLIPR assay)
			
47	54		C
48	55		C
49	56		C
50	61		B
51	64		C
52	65		C
53	66		C
54	67		C

#	Example Compound	Structure	IC50 value (FLIPR assay)
55	68		C
56	69		C
57	57		B
58	58		C
59	59		C
60	60		C
61	7		C
62	8		C

#	Example Compound	Structure	IC50 value (FLIPR assay)
			
63	9		A
64	11		C
65	12		C
66	13		C
67	14		C
68	15		C
69	39		C

Example 11

**Radioligand Binding Assay Using Membrane Preparations Expressing Rat mGluR5**

**[0318]** The radiolabeled allosteric antagonist [<sup>3</sup>H]-2-Methyl-6-(phenylethynyl)pyridine (MPEP, American Radiolabeled Chemical) was used to evaluate the ability of test compounds to interact with the MPEP site on mGluR5 as described in Rodriguez et al. [Mol Pharmacol 78:1105-1123, 2010]. Membranes were prepared from HEK293 cells expressing rat mGluR5. Radioligand binding assays were performed in 96-well plates (Coming) containing binding buffer (15mM Tris pH 7.4, 120mM NaCl, 100mM KCl, 25mM MgCl<sub>2</sub>, 25mM CaCl<sub>2</sub>) with a final assay volume of 250µL and 40µg membranes/well.

**[0319]** Saturation isotherms were determined by incubation in presence of 12 increasing concentrations of [<sup>3</sup>H]-MPEP (0.1-100 nM), while competition experiments were performed with a fixed concentration (4nM) of [<sup>3</sup>H]-MPEP in presence of 12 increasing concentrations of test compound (1-30,000 nM). Incubations were performed at 4°C for 1h. Nonspecific binding was estimated using 100 µM MTEP. At the end of incubation, membranes were filtered over GF/C filter plates (Perkin Elmer) presoaked in 0.1% BSA for 2h at room temperature. Filter plates were then washed 5 times with ice cold buffer (15mM Tris, pH 7.4 plus 0.1% BSA) using the Packard Filtermate Harvester and dried overnight in a 37°C oven. Fifty µL microscint 20 (PerkinElmer) were added to each well and the plates were incubated on an orbital shaker for 15 min before counting on a Microbeta Trilux for 2 min/well.

## REFERENCES CITED IN THE DESCRIPTION

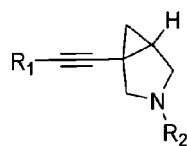
### Cited references

This list of references cited by the applicant is for the reader's convenience only. It does not form part of the European patent document. Even though great care has been taken in compiling the references, errors or omissions cannot be excluded and the EPO disclaims all liability in this regard.

### Non-patent literature cited in the description

- SHIGEMOTO, R.NOMURA, S.HIDEMITSU, S. et al.Neuroscience Lett, 1993, vol. 163, 53-57 [0003]
- GASPARINI, F.BILBE, G.GOMEZ-MANCILLA, G.SPOOREN, W.Current Opinion in Drug Discovery & Developmen, 2008, vol. 11, 5655-665 [0004]

- **ROCHER, J.-P.BONNET, B.BOLÉA, C. et al.**Current Topics in Medicinal Chemistry., 2011, vol. 11, 680-695 [0004]
- **DEKUNDY, A.GRAVIUS, A.HECHENBERGER, M et al.**J. Neural Transm., 2011, vol. 118, 1703-1716 [0004]
- **NISWENDER, C. M.CONN, P. J.**Annu Rev Pharmacol Toxicol, 2010, vol. 50, 295-322 [0004]
- **EMMITTE K**AmGluR5 negative allosteric modulators: a patent review, 2010, [0004]
- **GUIYING LIMORTEN JØRGENSEN**Expert Opin Ther Pat., 2013, vol. 23, 4393-408 [0004]
- **BRIAN M CAMPBELL**Metabotropic glutamate receptor 5-negative allosteric modulators for the treatment of psychiatric and neurological disordersPharmaceutical Patent Analyst., 2009, vol. 2, 6767-802 [0004]
- **SONOGASHIRA, K.**Development of Pd-Cu catalyzed cross-coupling of terminal acetylenes with sp<sup>2</sup>-carbon halidesJ. Organomet. Chem., 2002, vol. 653, 46-49 [0030] [0036]
- **KING, A. O.YASUDA, N.**Palladium-Catalyzed Cross-Coupling Reactions in the Synthesis of Pharmaceuticals Organometallics in Process ChemistryTop. Organomet. Chem., 2004, vol. 6, 205-245 [0030]
- **WUTS, P.G.GREENE, T. W.**Greene's Protective Groups in Organic Synthesis [0031]
- **SURRY, D. S.BUCHWALD, S. L**Chem. Sci., 2011, vol. 2, 27-50 [0034]
- **D. M T. CHANK. L. MONACOR-P. WANGM. P. WINTER**ESTetrahedron Lett., 1998, vol. 39, 2933-2936 [0034]
- **JOHNSON DOUGLAS S.AHN KAYKESTEN SUZANNE et al.**Bioorganic & medicinal chemistry letters, 2009, vol. 19, 102865-2869 [0035]
- **SATOSHI SASAKINOBUO CHOYOSHI NARA et al.**J. Med. Chem., 2003, vol. 46, 1113-124 [0035]
- **FRIGERIO, M.SANTADOSTINO, M.SPATORE, S.PALMISANO, G.J.**Org. Chem., 1995, vol. 60, 7272- [0037]
- **S. MÜLLERB. LIEPOLDG. J. ROTHH. J. BESTMANN**Synlett, 1996, 521-522 [0037]
- **OHIRA, S**Synthetic Commun., 1989, vol. 19, 561-564 [0037]
- **RODRIGUEZ et al.**Mol Pharmacol, 2010, vol. 78, 1105-1123 [0318]

**Patentkrav****1. Forbindelse af formel I**

(I)

eller et farmaceutisk acceptabelt salt deraf, hvor:

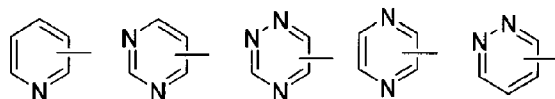
- 5         $R_1$  er en 5- til 10-leddet mono- eller bicyklisk heteroarylring, som indeholder 1-3 heteroatomer valgt fra gruppen bestående af N, O og S, hvor det 5- til 10-leddet ringsystem er eventuelt substitueret med 0-3 substituenten uafhængigt valgt fra alkyl, halogen, -OH, -CN, nitro, -CF<sub>3</sub>, -O-CF<sub>3</sub>, -O-alkyl, -O-aryl, -S-alkyl, -S-aryl, -S(O)-alkyl, -S(O)-aryl, -S(O<sub>2</sub>)-alkyl, -S(O<sub>2</sub>)-aryl, -CH<sub>2</sub>-aryl, aryl, heteroaryl, -O-CH<sub>2</sub>-aryl, -N(CH<sub>3</sub>)<sub>2</sub>,  
 10        cycloalkyl, heterocycloalkyl, -C(O)-alkyl, -C(O)cycloalkyl, -C(O)heterocycloalkyl, -C(O)-aryl, -C(O)-heteroaryl, -C(O)O-alkyl, -C(O)O-cycloalkyl, -C(O)O-heterocycloalkyl, -C(O)O-aryl, -C(O)O-heteroaryl, -C(O)N-alkyl, -C(O)N-cycloalkyl, -C(O)N-heteroalkyl, -C(O)N-aryl, -C(O)N-heteroaryl eller substitueret lavere alkyl, hvor substituenten kan  
 15        kombineres for at danne en eventuelt substitueret 5-7-leddet fusioneret og eventuelt substitueret carbocyclisk eller heterocyclisk ring;  
 $R_2$  er alkanoyl, arylalkanoyl, heteroarylacyl, arylsulfonyl, heteroaryl-sulfonyl, alkoxy-carbonyl, -C(O)O-aryl, arylalkoxy-carbonyl, acylamino, hvor  
 20        arylen eller heteroarylen er eventuelt substitueret med 0-3 substituenten uafhængigt valgt fra alkyl, halogen, -OH, -CN, nitro, -CF<sub>3</sub>, -OCF<sub>3</sub>, -O-alkyl, -O-aryl, -S-alkyl, -S-aryl, -S(O)-alkyl, S(O)-aryl, -S(O<sub>2</sub>)-alkyl, -S(O<sub>2</sub>)aryl, -CH<sub>2</sub>-aryl, heteroaryl, -O-CH<sub>2</sub>-aryl, -N(CH<sub>3</sub>)<sub>2</sub>, cycloalkyl, heterocycloalkyl, -C(O)-alkyl, -C(O)cycloalkyl, -C(O)-heterocycloalkyl, -C(O)-aryl, -C(O)-heteroaryl, -C(O)O-alkyl, -C(O)O-cycloalkyl, -C(O)O-heterocycloalkyl, -C(O)O-aryl, -C(O)O-heteroaryl, -C(O)N-alkyl, -C(O)N-cycloalkyl, -C(O)N-heteroalkyl, -C(O)N-aryl, -C(O)N-heteroaryl eller substitueret lavere alkyl,  
 25        hvor substituenten kan kombineres for at danne en eventuelt substitueret 5-7-leddet fusioneret carbocyclisk eller heterocyclisk ring; eller  
 30        en 5- til 10-leddet mono- eller bicyklisk heteroarylring, som indeholder 1-3 heteroatomer valgt fra gruppen bestående af N, O og S, hvor det 5-til 10-

leddet ringsystem er eventuelt substitueret med 0-3 substituent  
 uafhængigt valgt fra alkyl, halogen, -OH, -CN, nitro, -CF<sub>3</sub>, -O-CF<sub>3</sub>, -O-alkyl,  
 -O-aryl, -S-alkyl, -S-aryl, -S(O)-alkyl, -S(O)-aryl, -S(O<sub>2</sub>)-alkyl, -S(O<sub>2</sub>)-aryl,  
 -CH<sub>2</sub>-aryl, aryl, heteroaryl, -O-CH<sub>2</sub>-aryl, -N(CH<sub>3</sub>)<sub>2</sub>, cycloalkyl,  
 5 heterocycloalkyl, -C(O)-alkyl, -C(O)cycloalkyl, -C(O)heterocycloalkyl, -  
 C(O)-aryl, -C(O)-heteroaryl, -C(O)O-alkyl, -C(O)O-cycloalkyl, -C(O)O-  
 heterocycloalkyl, -C(O)O-aryl, -C(O)O-heteroaryl, -C(O)N-alkyl, -C(O)N-  
 cycloalkyl, -C(O)N-heteroalkyl, -C(O)N-aryl, -C(O)N-heteroaryl eller  
 10 substitueret lavere alkyl, hvor substituenten kan kombineres for at danne  
 en eventuelt substitueret 5-7-leddet fusioneret og eventuelt substitueret  
 carbocyklisk eller heterocyklisk ring; eller  
 en 5- til 10-leddet mono- eller bicyklisk aryling, hvor det 5- til 10-leddet  
 ringsystem er eventuelt substitueret med 0-3 substituent uafhængigt  
 valgt fra alkyl, halogen, -OH, -CN, nitro, -CF<sub>3</sub>, -OCF<sub>3</sub>, -O-alkyl, -O-aryl, -S-  
 15 alkyl, -S-aryl, -S(O)-alkyl, S(O)-aryl, -S(O<sub>2</sub>)-alkyl, -S(O<sub>2</sub>)aryl, -CH<sub>2</sub>-aryl,  
 aryl, heteroaryl, -O-CH<sub>2</sub>-aryl, -N(CH<sub>3</sub>)<sub>2</sub>, cycloalkyl, heterocycloalkyl, -C(O)-  
 alkyl, -C(O)cycloalkyl, -C(O)-heterocycloalkyl, -C(O)-aryl, -C(O)-  
 heteroaryl, -C(O)O-alkyl, -C(O)O-cycloalkyl, -C(O)O-heterocycloalkyl, -  
 C(O)O-aryl, -C(O)O-heteroaryl, -C(O)N-alkyl, -C(O)N-cycloalkyl, -C(O)N-  
 20 heteroalkyl, -C(O)N-aryl, -C(O)N-heteroaryl eller substitueret lavere alkyl,  
 hvor substituenterne kan kombineres for at danne en eventuelt  
 substitueret 5-7-leddet fusioneret carbocyklisk eller heterocyklisk ring,  
 hvor den lavere alkyl repræsenterer forgrenet eller ligekædet alkylradikal  
 med et til ni carbonatomer i begge definitionerne i R<sub>1</sub> og R<sub>2</sub>.

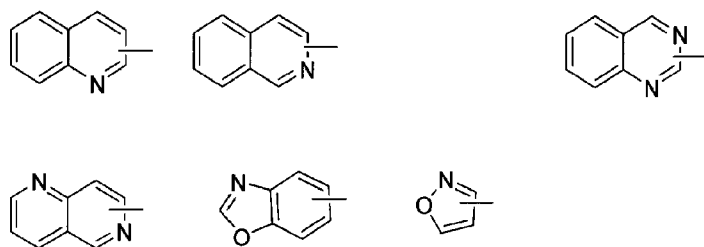
25

**2.** Forbindelsen ifølge krav 1 eller et farmaceutisk acceptabelt salt deraf, hvor:

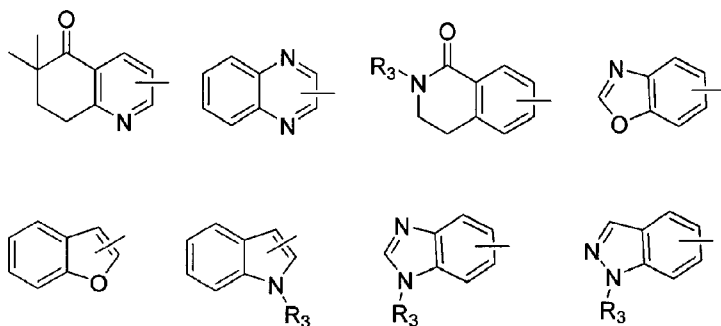
R<sub>1</sub> er en substitueret eller ikke-substitueret ring valgt fra følgende liste:



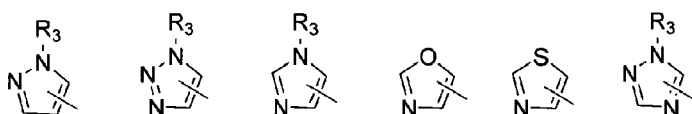
30







5



hvor ringen er eventuelt substitueret med 0-3 substituent uafhængigt valgt fra alkyl, halogen, -OH, -CN, nitro, -CF<sub>3</sub>, -OCF<sub>3</sub>, -O-alkyl, -O-aryl, -S-alkyl, -S-aryl, -S(O)-alkyl, S(O)-aryl, -S(O<sub>2</sub>)-alkyl, -S(O<sub>2</sub>)aryl, -CH<sub>2</sub>-aryl, aryl, heteroaryl, -O-CH<sub>2</sub>-aryl, -N(CH<sub>3</sub>)<sub>2</sub>, cycloalkyl, heterocycloalkyl, -C(O)-alkyl, -C(O)cycloalkyl, -C(O)-heterocycloalkyl, -C(O)-aryl, -C(O)-heteroaryl, -C(O)O-alkyl, -C(O)O-cycloalkyl, -C(O)O-heterocycloalkyl, -C(O)O-aryl, -C(O)O-heteroaryl, -C(O)N-alkyl, -C(O)N-cycloalkyl, -C(O)N-heteroalkyl, -C(O)N-aryl, -C(O)N-heteroaryl eller eventuelt substitueret 5-7-leddet fusioneret carbacyklisk eller heterocyklisk ring;

R<sub>3</sub> hvor til stede er -H eller lavere alkyl;

R<sub>2</sub> er alkanoyl, arylalkanoyl, heteroarylacyl, aryl sulfonyl, heteroaryl sulfonyl, alkoxy-carbonyl, -C(O)O-aryl, arylalkoxy-carbonyl, acylamino, hvor arylen eller heteroarylen er eventuelt substitueret med 0-3 substituent uafhængigt valgt fra alkyl, halogen, -OH, -CN, nitro, -CF<sub>3</sub>, -OCF<sub>3</sub>, -O-alkyl, -O-aryl, -S-alkyl, -S-aryl, -S(O)-alkyl, S(O)-aryl, -S(O<sub>2</sub>)-alkyl, -S(O<sub>2</sub>)aryl, -CH<sub>2</sub>-aryl, heteroaryl, -O-CH<sub>2</sub>-aryl, -N(CH<sub>3</sub>)<sub>2</sub>, cycloalkyl, heterocycloalkyl, -C(O)-alkyl, -C(O)cycloalkyl, -C(O)-heterocycloalkyl, -C(O)-aryl, -C(O)-heteroaryl, -C(O)O-alkyl, -C(O)O-cycloalkyl, -C(O)O-heterocycloalkyl, -C(O)O-aryl, -C(O)O-heteroaryl, -C(O)N-alkyl, -C(O)N-cycloalkyl, -C(O)N-heteroalkyl, -C(O)N-aryl, -C(O)N-heteroaryl eller substitueret lavere alkyl, hvor substituenterne kan kombineres for at danne en eventuelt substitueret 5-7-leddet fusioneret carbacyklisk eller heterocyklisk ring; eller en 5- til 10-leddet mono- eller bicyklisk heteroarylring, som indeholder 1-3 heteroatomer valgt fra gruppen bestående af N, O og S, hvor det 5-til 10-

leddet ringsystem er eventuelt substitueret med 0-3 substituentter uafhængigt valgt fra alkyl, halogen, -OH, -CN, nitro, -CF<sub>3</sub>, -O-CF<sub>3</sub>, -O-alkyl, -O-aryl, -S-alkyl, -S-aryl, -S(O)-alkyl, -S(O)-aryl, -S(O<sub>2</sub>)-alkyl, -S(O<sub>2</sub>)-aryl, -CH<sub>2</sub>-aryl, aryl, heteroaryl, -O-CH<sub>2</sub>-aryl, -N(CH<sub>3</sub>)<sub>2</sub>, cycloalkyl, heterocycloalkyl, -C(O)-alkyl, -C(O)cycloalkyl, -C(O)heterocycloalkyl, -C(O)-aryl, -C(O)-heteroaryl, -C(O)O-alkyl, -C(O)O-cycloalkyl, -C(O)O-heterocycloalkyl, -C(O)O-aryl, -C(O)O-heteroaryl, -C(O)N-alkyl, -C(O)N-cycloalkyl, -C(O)N-heteroalkyl, -C(O)N-aryl, -C(O)N-heteroaryl eller substitueret lavere alkyl, hvor substituentterne kan kombineres for at danne en eventuelt substitueret 5-7-leddet fusioneret og eventuelt substitueret carbocyklisk eller heterocyklisk ring; eller en 5- til 10-leddet mono- eller bicyklisk arylring, hvor det 5- til 10-leddet ringsystem er eventuelt substitueret med 0-3 substituentter uafhængigt valgt fra alkyl, halogen, -OH, -CN, nitro, -CF<sub>3</sub>, -OCF<sub>3</sub>, -O-alkyl, -O-aryl, -S-alkyl, -S-aryl, -S(O)-alkyl, -S(O)-aryl, -S(O<sub>2</sub>)-alkyl, -S(O<sub>2</sub>)-aryl, -CH<sub>2</sub>-aryl, aryl, heteroaryl, -O-CH<sub>2</sub>-aryl, -N(CH<sub>3</sub>)<sub>2</sub>, cycloalkyl, heterocycloalkyl, -C(O)-alkyl, -C(O)cycloalkyl, -C(O)-heterocycloalkyl, -C(O)-aryl, -C(O)-heteroaryl, -C(O)O-alkyl, -C(O)O-cycloalkyl, -C(O)O-heterocycloalkyl, -C(O)O-aryl, -C(O)O-heteroaryl, -C(O)N-alkyl, -C(O)N-cycloalkyl, -C(O)N-heteroalkyl, -C(O)N-aryl, -C(O)N-heteroaryl eller substitueret lavere alkyl, hvor substituentterne kan kombineres for at danne en eventuelt substitueret 5-7-leddet fusioneret carbocyklisk eller heterocyklisk ring; hvor den lavere alkyl repræsenterer forgrenet eller ligekædet alkylradikal med et til ni carbonatomer i alle definitionerne i R<sub>1</sub>, R<sub>2</sub> og R<sub>3</sub>.

25

**3.** Forbindelsen ifølge krav 1 eller et farmaceutisk acceptabelt salt deraf, hvor:

R<sub>1</sub> er en eventuelt mono- eller disubstitueret 5- til 6-leddet monocyklisk heteroaryling, som indeholder 1-3 heteroatomer valgt fra gruppen bestående af N, O og S;

R<sub>2</sub> er eventuelt mono- eller disubstitueret 5- til 10-leddet mono- eller bicyklisk aryl, eller eventuelt mono- eller disubstitueret mono- eller bicyklisk heteroaryl, som indeholder 1-3 heteroatomer valgt fra gruppen bestående af N, O og S, eller eventuelt substitueret -C(O)-C<sub>1</sub>-C<sub>5</sub>-alkyl, -C(O)-C<sub>1</sub>-C<sub>5</sub>-alkyl-aryl, -C(O)-aryl, -C(O)-heteroaryl, -C(O)O-C<sub>1</sub>-C<sub>5</sub>-alkyl, -C(O)O-C<sub>1</sub>-C<sub>5</sub>-alkyl-aryl eller -S(O<sub>2</sub>)-phenyl.

35

**4.** Forbindelsen ifølge et hvilket som helst af kravene 1-3 eller et farmaceutisk acceptabelt salt deraf, hvor:

R<sub>1</sub> er 2-pyridinyl eller substitueret 2-pyridinyl.

5

**5.** Forbindelsen ifølge et hvilket som helst af kravene 1-3 eller et farmaceutisk acceptabelt salt deraf, hvor:

R<sub>1</sub> er 4-pyridinyl eller substitueret 4-pyridinyl; eller

R<sub>1</sub> er substitueret eller ikke-substitueret pyrimidinyl, pyrazinyl, pyridazinyl eller thiazoly.

10

**6.** Forbindelsen ifølge krav 1 eller et farmaceutisk acceptabelt salt deraf, hvor nævnte forbindelse er:

3-fluor-5-(1-(pyridin-2-ylethynyl)-3-azabicyclo[3.1.0] hexan-3-yl)benzonitril, 3-  
 15 (4-fluorphenyl)-1-(pyridin-2-ylethynyl)-3-azabicyclo [3.1.0]hexan, 1-(pyridin-2-ylethynyl)-3-(4-(trifluormethoxy)phenyl)-3-azabicyclo [3.1.0]hexan, 3-phenyl-1-(pyridin-2-ylethynyl)-3-azabicyclo[3.1.0]hexan, 3-(2-fluorphenyl)-1-(pyridin-2-ylethynyl)-3-azabicyclo[3.1.0]hexan, 3-(2-chlorphenyl)-1-(pyridin-2-ylethynyl)-3-azabicyclo[3.1.0]hexan, 3-(3-chlorphenyl)-1-(pyridin-2-ylethynyl)-3-  
 20 azabicyclo[3.1.0]hexan, 3-(4-chlorphenyl)-1-(pyridin-2-ylethynyl)-3-azabicyclo [3.1.0]hexan, 3-(3-chlor-5-fluorphenyl)-1-(pyridin-2-ylethynyl)-3-azabicyclo[3.1.0]hexan, 3-(4-chlor-2-fluorphenyl)-1-(pyridin-2-ylethynyl)-3-azabicyclo[3.1.0]hexan, 3-(4-chlor-3-fluorphenyl)-1-(pyridin-2-ylethynyl)-3-azabicyclo[3.1.0]hexan, 3-(1-(pyridin-2-ylethynyl)-3-azabicyclo[3.1.0]hexan-3-yl)benzonitril, 3-(3,5-difluorphenyl)-1-(pyrimidin-2-ylethynyl)-3-  
 25 azabicyclo[3.1.0]hexan, 3-(3-fluorphenyl)-1-(pyrimidin-2-ylethynyl)-3-azabicyclo[3.1.0]hexan, 3-(1-((2-methylthiazol-4-yl)ethynyl)-3-azabicyclo[3.1.0]hexan-3-yl)benzonitril, 4-(3-(5-fluorpyridin-3-yl)-3-azabicyclo[3.1.0]hexan-1-yl)ethynyl)-2-methylthiazol, 3-(1-(pyrimidin-2-  
 30 ylethynyl)-3-azabicyclo[3.1.0]hexan-3-yl)benzonitril.

**7.** Forbindelsen ifølge krav 1 eller et farmaceutisk acceptabelt salt deraf, hvor nævnte forbindelse er:

3-(5-fluorpyridin-3-yl)-1-(pyridin-2-ylethynyl)-3-azabicyclo[3.1.0]hexan, 3-(5-  
 35 fluorpyridin-2-yl)-1-(pyridin-2-ylethynyl)-3-azabicyclo[3.1.0]hexan, 2-(1-(pyridin-

2-ylethynyl)-3-azabicyclo[3.1.0]hexan-3-yl)isonicotinonitril, 5-(1-(pyridin-2-ylethynyl)-3-azabicyclo[3.1.0]hexan-3-yl)-1H-pyrrolo[3,2-b]pyridin, 5-(1-(pyridin-2-ylethynyl)-3-azabicyclo[3.1.0]hexan-3-yl)-1H-benzo[d]imidazol, 6-(1-(pyridin-2-ylethynyl)-3-azabicyclo[3.1.0]hexan-3-yl)picolinonitrile, 3-(5-fluorpyridin-3-yl)-1-((6-methylpyridin-2-yl)ethynyl)-3-azabicyclo[3.1.0]hexan, 5-(1-(pyridin-2-ylethynyl)-3-azabicyclo[3.1.0]hexan-3-yl)nicotinonitril, 3-(5-fluorpyridin-3-yl)-1-(pyrimidin-2-ylethynyl)-3-azabicyclo[3.1.0]hexan.

- 8.** Forbindelsen ifølge krav 1 eller et farmaceutisk acceptabelt salt deraf, hvor
- 10 nævnte forbindelse er:
- 3-(phenylsulfonyl)-1-(pyridin-2-ylethynyl)-3-azabicyclo[3.1.0] hexan, (3-chlorphenyl)(1-(pyridin-2-ylethynyl)-3-azabicyclo[3.1.0]hexan-3-yl)methanon, pyridin-2-yl(1-(pyridin-2-ylethynyl)-3-azabicyclo[3.1.0]hexan-3-yl)methanon, 2-phenyl-1-(1-(pyridin-2-ylethynyl)-3-azabicyclo[3.1.0]hexan-3-yl)ethanon, 1-(1-
- 15 (pyridin-2-ylethynyl)-3-azabicyclo[3.1.0]hexan-3-yl)pentan-1-on, 3-phenyl-1-(1-(pyridin-2-ylethynyl)-3-azabicyclo [3.1.0]hexan-3-yl)propan-1-on, 3-((3-chlorphenyl)sulfonyl)-1-(pyridin-2-ylethynyl)-3-azabicyclo[3.1.0]hexan, 3-((4-chlorphenyl)sulfonyl)-1-(pyridin-2-ylethynyl)-3-azabicyclo[3.1.0]hexan, 3-((2-chlorphenyl)sulfonyl)-1-(pyridin-2-ylethynyl)-3-azabicyclo[3.1.0]hexan, 1 -
- 20 (pyridin-2-ylethynyl)-3-tosyl-3-azabicyclo [3.1.0]hexan, 3-((2-fluorphenyl)sulfonyl)-1-(pyridin-2-ylethynyl)-3-azabicyclo[3.1.0]hexan, 2,2-dimethyl-1-(1-(pyridin-2-ylethynyl)-3-azabicyclo[3.1.0]hexan-3-yl)propan-1-on, methyl-1-(pyridin-2-ylethynyl)-3-azabicyclo[3.1.0]hexan-3-carboxylat (5-chlorpyridin-3-yl)-(1-(pyridin-2-ylethynyl)-3-azabicyclo[3.1.0]hexan-3-
- 25 yl)methanon, (4-chlorpyridin-2-yl)(1-(pyridin-2-ylethynyl)-3-azabicyclo[3.1.0]hexan-3-yl)methanon, (6-chlorpyridin-3-yl)(1-(pyridin-2-ylethynyl)-3-azabicyclo[3.1.0]hexan-3-yl)methanon, (3-chlorphenyl)(1-(pyrimidin-2-ylethynyl)-3-azabicyclo[3.1.0]hexan-3-yl)methanon, 2-methyl-1-(1-((6-methylpyridin-2-yl)ethynyl)-3-azabicyclo[3.1.0]hexan-3-yl)propan-1-on, 1-(1-
- 30 ((6-chlorpyridin-2-yl)ethynyl)-3-azabicyclo[3.1.0]hexan-3-yl)-2-methylpropan-1-on, (1-((2-methylthiazol-4-yl)ethynyl)-3-azabicyclo[3.1.0]hexan-3-yl)(phenyl)methanon, 1-(1-((2-methylthiazol-4-yl)ethynyl)-3-azabicyclo[3.1.0]hexan-3-yl)pentan-1-on, 2-methyl-1-(1-((2-methylthiazol-4-yl)ethynyl)-3-azabicyclo[3.1.0]hexan-3-yl)propan-1-on, 2,2-dimethyl-1-(1-((2-

methylthiazol-4-yl)ethynyl)-3-azabicyclo[3.1.0]hexan-3-yl)propan-1-on.

**9.** Forbindelsen ifølge krav 1 eller et farmaceutisk acceptabelt salt deraf, hvor nævnte forbindelse er:

- 5 3-fluor-5-(1-(pyrazin-2-ylethynyl)-3-azabicyclo[3.1.0]hexan-3-yl)benzonitril, 3-fluor-5-(1-(pyrimidin-2-ylethynyl)-3-azabicyclo[3.1.0]hexan-3-yl)benzonitril, 3-fluor-5-(1-((3-methylpyridin-2-yl)ethynyl)-3-azabicyclo[3.1.0]hexan-3-yl)benzonitril, 3-fluor-5-(1-(pyridazin-3-ylethynyl)-3-azabicyclo[3.1.0]hexan-3-yl)benzonitril, 3-(1-((2-chlorpyridin-4-yl)ethynyl)-3-azabicyclo[3.1.0]hexan-3-yl)-
- 10 5-fluorbenzonitril, 3-fluor-5-(1-((6-methylpyridin-2-yl)ethynyl)-3-azabicyclo[3.1.0]hexan-3-yl)benzonitril, 3-(1-(6-chlorpyridin-2-yl)-3-azabicyclo[3.1.0]hexan-3-yl)-5-fluorbenzonitril, 3-fluor-5-(1-((6-methoxypyridin-2-yl)ethynyl)-3-azabicyclo[3.1.0]hexan-3-yl)benzonitril, 3-fluor-5-(1-((2-methylthiazol-4-yl)ethynyl)-3-azabicyclo[3.1.0]hexan-3-yl)benzonitril.

15

**10.** Forbindelse eller et farmaceutisk acceptabelt salt deraf, hvor nævnte forbindelse er

- phenyl(1-(pyridin-2-ylethynyl)-3-azabicyclo[3.1.0]hexan-3-yl)methanon; (2-chlorphenyl)(1-(pyridin-2-ylethynyl)-3-azabicyclo[3.1.0]hexan-3-yl)methanon;
- 20 (4-chlorphenyl)(1-(pyridin-2-ylethynyl)-3-azabicyclo[3.1.0]hexan-3-yl)methanon; (3-fluorphenyl)-(1-(pyridin-2-ylethynyl)-3-azabicyclo[3.1.0]hexan-3-yl)methanon; (3-fluorphenyl)-(1-((6-methylpyridin-2-yl)ethynyl)-3-azabicyclo[3.1.0]hexan-3-yl)methanon; (3-chlorphenyl)-(1-((2-methylthiazol-4-yl)ethynyl)-3-azabicyclo[3.1.0]hexan-3-yl)methanon; cyclopentyl((1R,5S)-1-
- 25 (pyridin-2-ylethynyl)-3-azabicyclo[3.1.0]hexan-3-yl)methanon; N-phenyl-1-(pyridin-2-ylethynyl)-3-azabicyclo[3.1.0]hexan-3-carboxamid; (1R,5S)-N-propyl-1-(pyridin-2-ylethynyl)-3-azabicyclo[3.1.0]hexan-3-carboxamid; (1-(pyridin-2-ylethynyl)-3-azabicyclo[3.1.0]hexan-3-yl)(pyrrolidin-1-yl)methanon; 1-(pyridin-2-yl-ethynyl)-N-(2,2,2-trifluorethyl)-3-azabicyclo[3.1.0]hexan-3-carboxamid.

30

**11.** Farmaceutisk sammensætning, omfattende en forbindelse ifølge krav 1 i fri base eller farmaceutisk acceptabel saltform, sammen med en farmaceutisk bærer eller fortynder.

- 12.** Forbindelse ifølge et hvilket som helst af kravene 1-10 i fri base eller farmaceutisk acceptabel salt form og de farmaceutiske sammensætninger ifølge krav 11, til anvendelse til forebyggelsen, behandlingen eller forsinkelsen af progression af lidelser valgt fra gruppen bestående af akutte og/eller kroniske
- 5 neurologiske lidelser, kognitive lidelser og hukommelsessvigt, akut og kronisk smerte, lægemiddel- eller sygdomsinduceret leverskade eller -svigt, urininkontinens, cerebral iskæmi, kronisk neurodegeneration inklusiv Huntingtons chorea, amyotrofisk lateral sklerose, Alzheimers sygdom, Parkinsons sygdom, psykiatriske lidelser, skizofreni, stemningsforstyrrelser, følelsesmæssige
- 10 forstyrrelser, forstyrrelser af den ekstrapyramidale motoriske funktion, fedme, lidelser i lunge- og åndedrætssystemet, motorisk kontrol og funktion, opmærksomhedsforstyrrelser, koncentrationsforstyrrelser, mental retardering (inklusiv mental retardering relateret til fragilt X-syndrom), autismespektrumforstyrrelser (ASF'er), smertelidelser, neurodegenerative lidelser, epilepsi,
- 15 krampelidelser, migræne, dyskinesi, spiseforstyrrelser, opkastning, muskelpasmer, urininkonsistens, søvnforstyrrelser, seksuelle forstyrrelser, døgnrytmeforstyrrelser, afvænning, stofafhængighed, tvangslidelser, angst, panikangst, depression, hudlidelser, retinal iskæmi, retinal degeneration, glaukom, lidelser associeret med organtransplantation, astma, iskæmi og
- 20 astrocytomer, sygdomme i hjertekarsystemet, sygdomme i mavearmsystemet såsom gastroøsofageal refluks sygdom og irritable tarmsyndrom, sygdomme i det endokrine system, sygdomme i det eksokrine system, hudsygdomme, kræft og sygdomme i det oftalmiske system.
- 25 **13.** Forbindelsen ifølge et hvilket som helst af kravene 1-10 i fri base eller farmaceutisk acceptabel saltform og de farmaceutiske sammensætninger til anvendelse i forebyggelsen, behandlingen eller forsinkelsen af progression af lidelser ifølge krav 12, hvor lidelserne er valgt fra gruppen bestående af akutte og/eller kroniske neurologiske lidelser, kognitive lidelser og hukommelsessvigt,
- 30 såvel som akut og kronisk smerte.